

# Bereishit

"In (the) beginning..."

Genesis 1:1 - 6:8  
Katan Aleph



In This Edition:

1.1 - Yahweh Master Builder  
Genesis 1:1 - 2:7



---

# Parsha Pearls

---


## INTRODUCING PARSHA PEARLS

Don't we all like to start a book at the beginning? It wouldn't make sense to start a book half-way through or at the end because then we won't get a true picture of what the story is all about. We will only get part of the picture or maybe very little and that is why Yahweh introduces His story with the words, "In (the) Beginning". In Hebrew the word is **Bereishit**. We will learn many Hebrew words as we study Yahweh's Word through the parshas and hopefully we will commit them to memory and use them when we speak to our friends, parents and Sabbath school teachers. **Parsha** is another word to know. It means 'portion or divide' and we will have a weekly Scripture portion to go through the Torah cycle. Torah is another word to know. **Torah** means 'teaching and instruction' and generally refers to the first 5 books of the Scriptures also known as the books of Mosheh (Moses). Don't worry if this seems overwhelming. We'll take it week by week and rest assured you will have fun finding treasures in His Word.

Yahweh starts the Scriptures with the words, "In (the) Beginning" because He wants to give us a complete story of His journey with man. This is because He loves us and wants to let us know what He was doing way before you or I were ever born. As you read this lesson, you will look up the verses in the Scriptures, so we should always have our Scriptures near us when doing the parsha studies. When you read the words of the Scriptures, imagine that Yahweh Himself is talking to you. Yahweh is teaching you Himself! We should be excited to dig into His Word and learn some lessons from our Creator.

The Scriptures talk a lot about how we should see Yahweh's Word and how it is like hidden treasure, precious jewels, better than fine silver or gold. The Scriptures also teach us that "it is the esteem of man to search out His Word and the glory of Yahweh to reveal it to us." We are told that we are Yahweh's treasured possession and so let us be like the Bereans who searched the Scriptures daily. May we always be excited, honored and humbled to know Him and treasure up His Torah in our hearts, our minds and with all our might!

So let's get digging and take a journey with Yahweh to explore the Scriptures through the parshas.



# BEREISHIT OVERVIEW

## "In beginning"... Bereishit

Today, we are starting the 1<sup>st</sup> book of the Torah, called Bereishit, which means 'in beginning' because the parsha starts with the words, "In (the) beginning." In English, the 1<sup>st</sup> book of the Torah is called *Genesis*, which means coming into being, or the generations of heaven and earth.

Our 1<sup>st</sup> year's journey through the book of Bereishit will give us a glimpse into the creation of our beautiful earth; and as we witness the flood we will gain a valuable lesson about how important it is that we follow Yahweh. We will then be introduced to each of our patriarchs and read their life-stories. Bereishit will end with Ya'aqob blessing all his 12 sons; then when we dig into the book of Shemot (Exodus) we'll see what happens to them.

Because each parsha is so rich in information, we will only be able to examine certain parts of each parsha per lesson. We do encourage parents and their children to do their own studies. In future years, we will fill in the pieces from each parsha that we did not cover previously.

**Here is a breakdown of the 12 parashot in the book of Bereishit:**

- Bereishit (In (the) beginning) - Ch. 1-6
- Noach (Noah) - Ch. 6-11
- Lech-Lecha (Go or Leave) - Ch. 12-17
- Vayeira (He appeared) - Ch. 18-22
- Chayei Sarah (Sarah lived) - Ch. 23-25
- Toldot (Generations) - Ch. 25-28
- Vayetzei (He went out) - Ch. 28-32
- Vayishlach (He sent) - Ch. 32-36
- Vayeishev (He settled) - Ch. 37-40
- Mikeitz (At the end) - Ch. 41-44
- Vayigash (He approached) - Ch. 44-47
- Vayechi (He lived) - Ch. 47-50

We pray that you will be blessed as we begin our study in the 1<sup>st</sup> book of the Torah. Let's dig in!

**SHALOM FROM YMTOI/MTOI**



---

# Table of Contents

---

Parsha Pearls is a comprehensive resource that allows for complete customization by the parent. We understand that if you were to strive to accomplish all aspects of each lesson in one day it would be unrealistic and also overload for the child. It is our intention that this be used 'a la carte' so that it suits your specific needs. Our site caters to printing only the pieces you choose.

This page will provide quick links to get to the portion of the document for which you are looking. When you hover over the title a finger will appear. Click on it and you will be taken directly to that page.

If you are new to Parsha Pearls, we have created an [Introduction](#) document outlining how to use our lessons, as well as a [Scriptural Inspiration](#) document, which explains our titles and the Scriptural inspiration for them. We pray that Parsha Pearls blesses your home and that your children will grow to love the Word and to never depart from keeping Torah. As always, feel free to email us at [parshapearls@mtoi.org](mailto:parshapearls@mtoi.org) if you have any questions.

➤ Introducing Parsha Pearls	2
➤ Bereishit Overview	3
<b>Gem Seeking</b> (The Main Lesson) . . . . .	<b>5</b>
➤ Little Gems Story	5
➤ Little Gems Story Characters	7
➤ The Days of Creation Flashcards	17
<b>Counting What You Gained</b> (Worksheets) . . . . .	<b>18</b>
➤ Storing Up Treasure in My Heart (Memory Verse)	18
➤ Seeking Treasure (Questions from the Parsha)	20
➤ Word Search	22
➤ Maze	23
➤ Matching Worksheet	24
<b>Precious Possessions</b> (Arts & Crafts) . . . . .	<b>25</b>
➤ Craft	25
➤ Coloring Page	30
<b>Sweetness of Torah</b> . . . . .	<b>31</b>
➤ Sweet Sounds of Torah (Song Corresponding to the Parsha)	31
➤ Sweet Taste of Torah (Snack Corresponding to the Parsha)	33
<b>Next Week's Treasure Hunt</b> (Looking Ahead to Next Week's Parsha) . . . . .	<b>34</b>



# Gem Seeking

## LITTLE GEMS STORY

### Parent/Teacher Preparation:

Please see the [Instructions for the Little Gems Story](#) on the YMTOI website. This will help you to understand how to prepare for the story.

### Yahweh Master Builder

Shalom children! Let's pretend I was going to read you a story. Do you want me to start at the end of the book, in the middle or at the beginning? **(Allow children to answer.)** It makes sense to start at the beginning, doesn't it? Well the word for beginning in Hebrew is Bereishit. Can you say that with me? **(Have children repeat it.)** Ok, so today we are going to talk about the beginning of the world, before there was mommy or daddy, before there was grandma or grandpa, before there was water to drink before there was grass to play on outside. But not before there was Elohim.

#### DAY 1

**(Place #1 on board.)** In the beginning, the earth was a big dark blob. **(Place formless earth on board.)** And Elohim said "Let light come", and the light appeared. **(Place day 1 scene on board.)** Elohim thought this was a good idea. He said the dark will be night time, and the light will be day time. *This was what Elohim created on the 1<sup>st</sup> day.*

#### DAY 2

**(Place #2 on board.)** Elohim then made the heavens by separating the waters. You see this every day when you look up at the sky. **(Place day 2 scene on board.)** *Elohim was now done with the 2<sup>nd</sup> day.*

#### DAY 3

**(Place #3 and day 3 scene on board.)** Elohim had some more ideas for creation. He made seas, oceans, rivers and lakes by separating the water and the land. Do you like playing in the water on a hot day? Well Elohim did that it so we can enjoy it. Isn't He so thoughtful? Elohim then told the earth to bring up all sorts of plants and trees, and it did. **(Place plants on board.)** Elohim saw that this was good. *Elohim was now done with the 3<sup>rd</sup> day.*



## DAY 4

**(Place #4 on board.)** Elohim made lights and put them in the sky, to separate the day from the night. One was called the sun (**place sun on board**), and the other one He called the moon. **(Place moon on other side of board.)** He said to the sun, "You can light the earth in the daytime." He told the moon, "You can light the earth at night." Isn't it thoughtful of Elohim to give us light so that we can play outside during the day and sleep when it is dark? **(Place stars on board.)** He also put the twinkling stars in the sky for us to enjoy. **(Place day 4 scene on board.)** Elohim said that this was good. *Elohim was now done with the 4<sup>th</sup> day.*

## DAY 5

**(Place #5 and day 5 scene on board.)** Elohim filled the waters with fish and other water animals like whales and sharks. **(Place water animals on board.)** Elohim saw that this was good. Do you ever wonder how Elohim thought of each and every single animal to create? He must have had a lot of fun thinking of some of them. **(Let children discuss some of the animals that Elohim created.)** Elohim also filled the sky with flying animals, like doves and eagles. **(Place birds on board.)** *Elohim was now done with the 5<sup>th</sup> day.*

## DAY 6

**(Place #6 and day 6 scene on board.)** Elohim filled the earth with all sorts of animals. He made farm animals like horses, cows, sheep and goats (**place farm animals on board**) and animals you may see in a zoo like large elephants and very tall giraffes or strong lions and fast tigers. **(Place each animal on board as you say it).** He even made your favorite pet. **(Place turtle, dog and cat on board.)** Elohim had to make someone to take care of all the animals. That's when He created the very 1<sup>st</sup> man. His name was Adam. **(Place Adam on board.)** Elohim wanted Adam to have a friend, so he also made a woman. Her name was Hawwah. **(Place Hawwah on board.)** *Elohim was now done with the 6<sup>th</sup> day.*

## DAY 7

**(Place #7 on board.)** Elohim had worked very hard for 6 days, and He was happy with all that He had done. So, on day 7 He stopped and rested from all the work that He had done. Elohim then blessed the 7<sup>th</sup> day and set it apart, and gave it to man to rest from their work too. **(Place Sabbath scene on board.)**

Now you probably don't go to work like your parents do, but you probably have school work or home chores to do during the week. On the seventh day, Elohim wants you to rest from doing that too. Isn't Elohim so thoughtful? He thinks of everything, doesn't He? And that is why we should remember to thank Elohim for all that He created and especially for giving us the Sabbath day to rest and to praise and worship Him. **(Place thankful emoji on board.)** And that children, is how our amazing world came to be.


Well children, we have come to the end of our story for today. We will see you next week for another exciting Little Gems story!



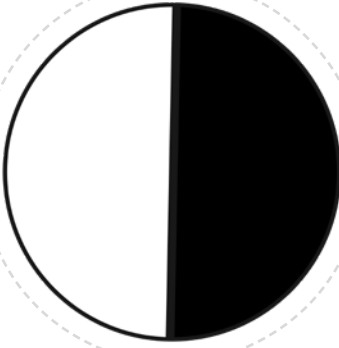
Thankful emoji



Formless earth



Day 1 scene



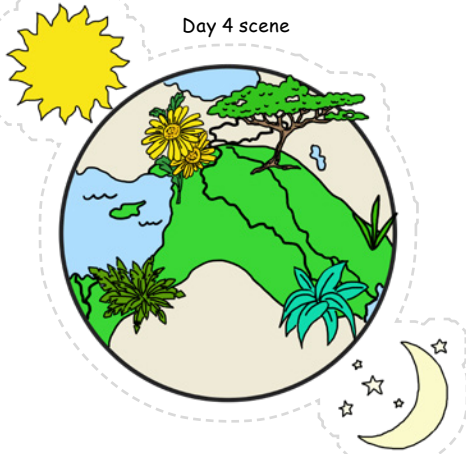
Day 2 scene



Day 3 scene



Day 4 scene



Day 5 scene



Day 6 scene



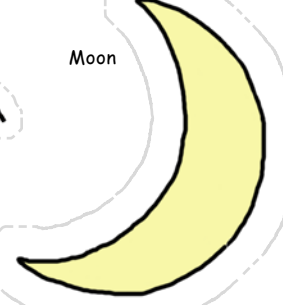
Sun



Stars



Dove




Moon


Turtle




Dog & cat




Eagle







Elephant




Lion




Tiger



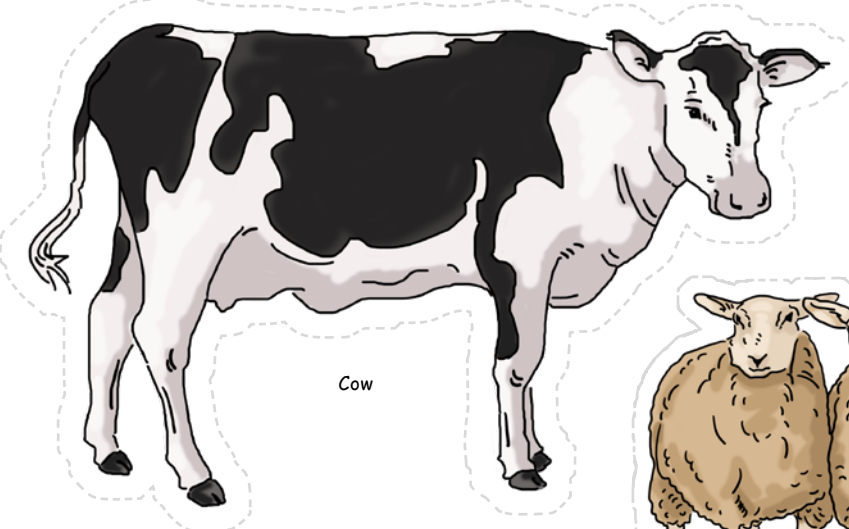
Giraffe




Goat




Horse



Cow




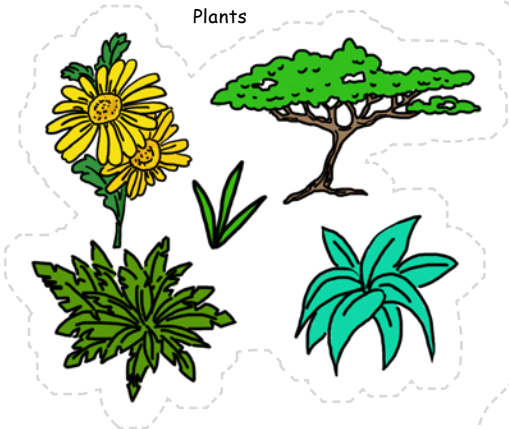
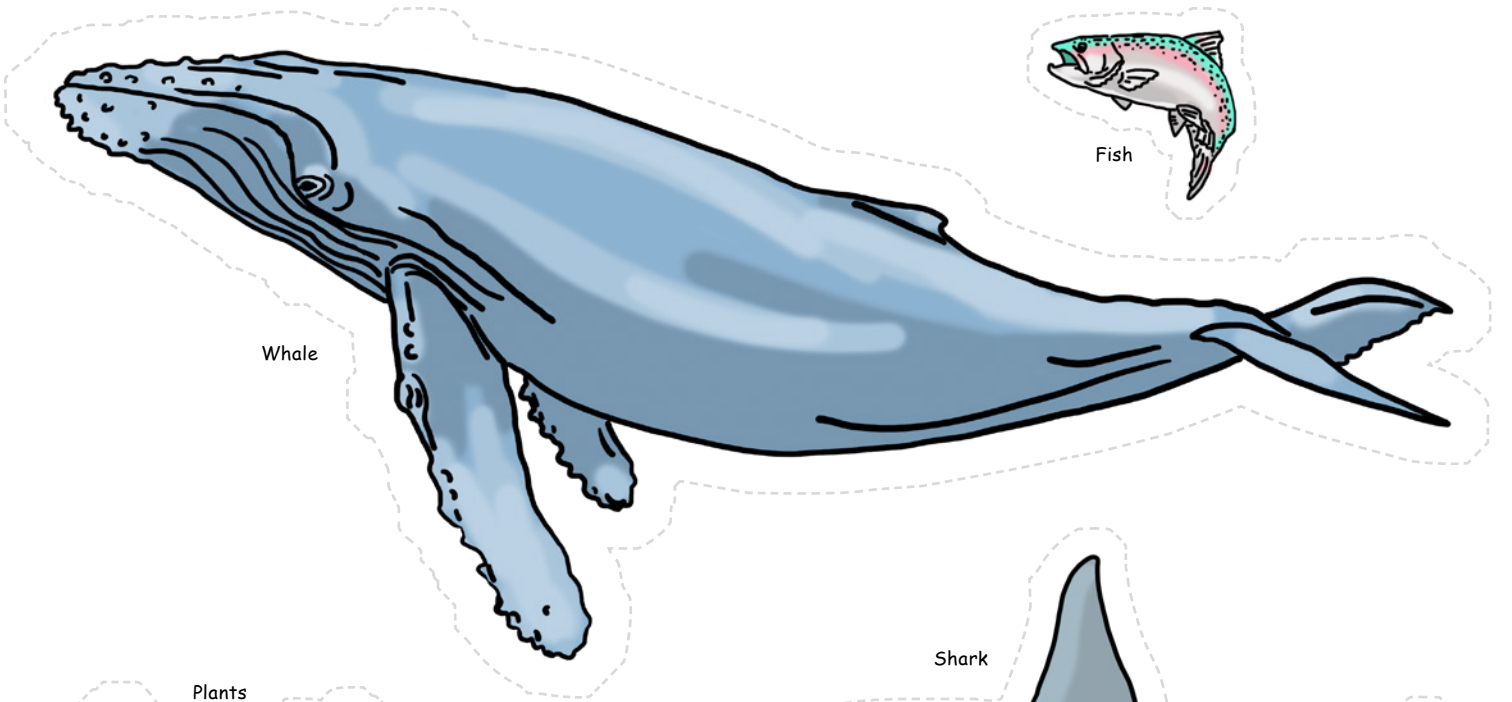
Sheep




Hawwah



Adam






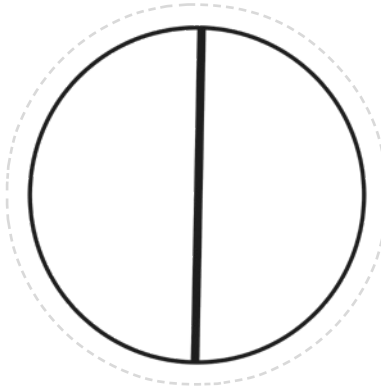
Thankful emoji



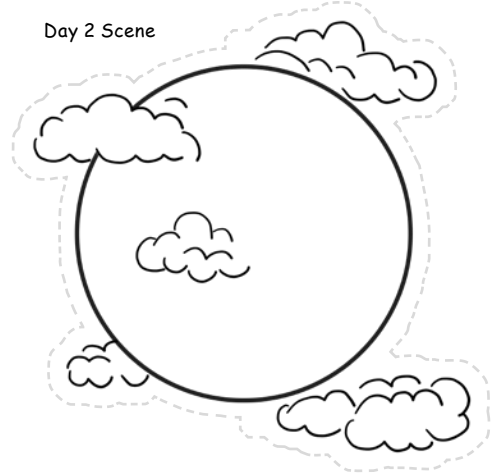
Formless Earth



Day 1 Scene



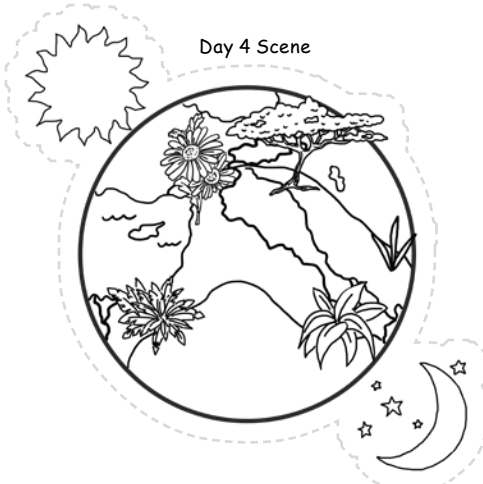
Day 2 Scene



Day 3 Scene



Day 4 Scene




Day 5 Scene



Day 6 Scene




Sun



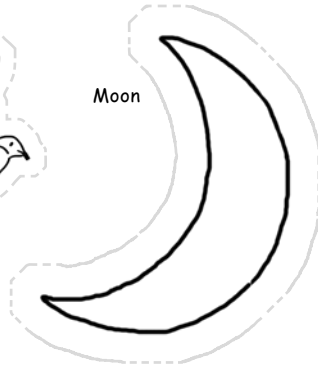
Stars




Dove




Moon




Turtle




Dog & Cat




Eagle






Elephant






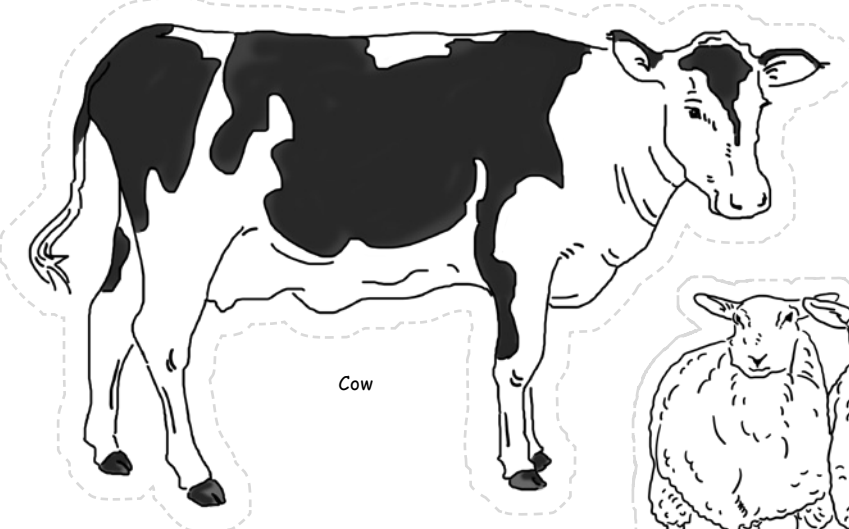
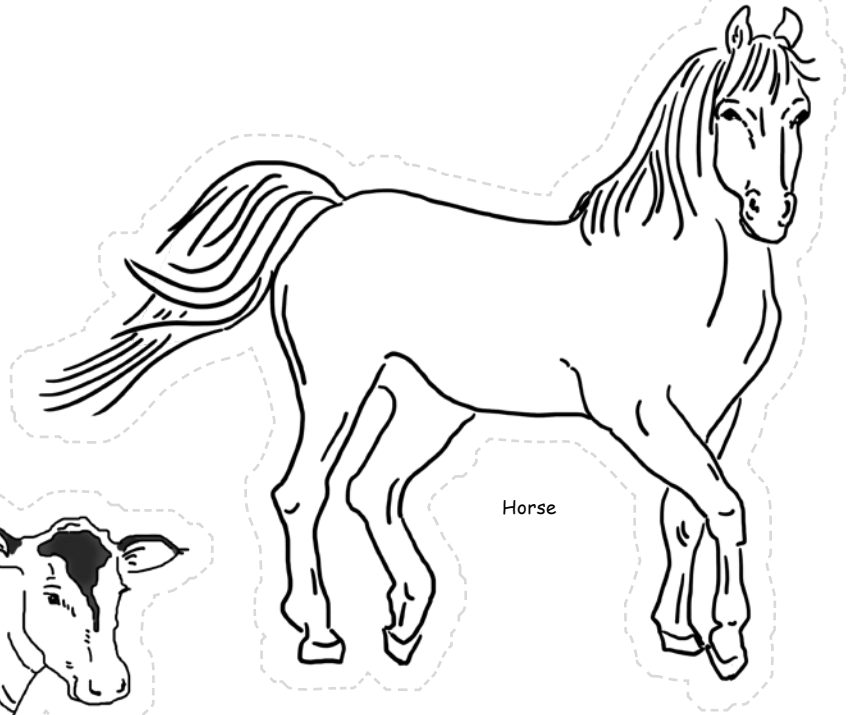
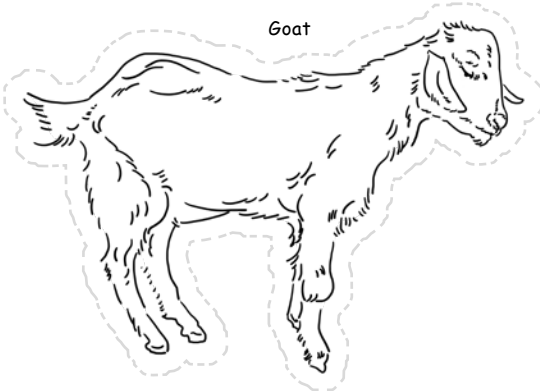
Lion

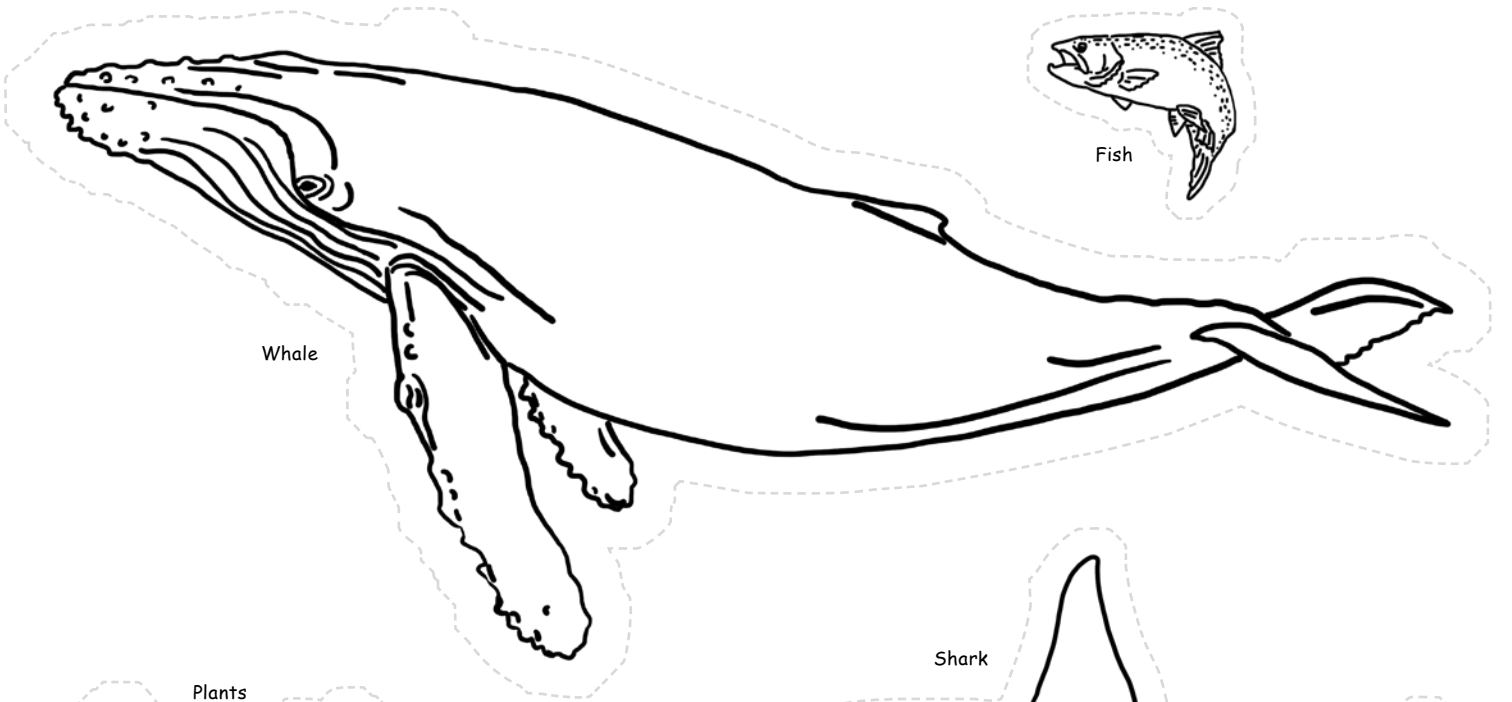


Tiger



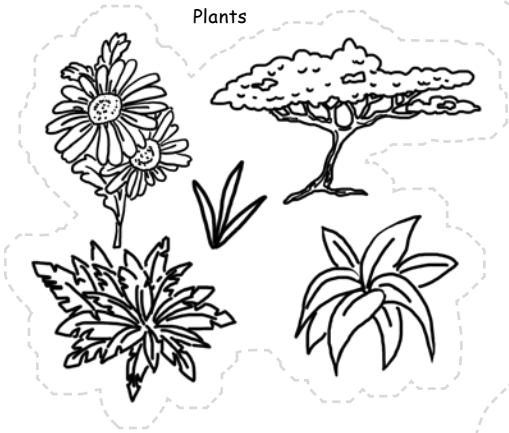
Giraffe



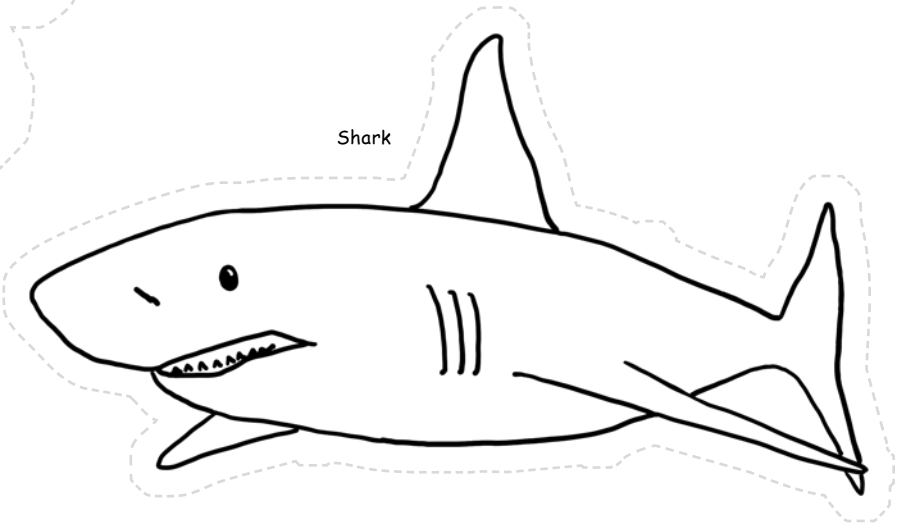


Whale


Fish



Plants



Shark



Sabbath scene





## DAY ONE

And Elohim said, "Let light come to be," and light came to be. And Elohim saw the light, that it was good. And Elohim separated the light from the darkness. And Elohim called the light 'day' and the darkness He called 'night.' And there came to be evening and there came to be morning, one day.



## DAY TWO

And Elohim made the expanse, and separated the waters which were under the expanse from the waters which were above the expanse. And it came to be so.



## DAY THREE

And Elohim said, "Let the earth bring forth grass, the plant that yields seed, and the fruit tree that yields fruit according to its kind, whose seed is in itself, on the earth." And it came to be so.



## DAY FOUR

And Elohim said, "Let lights come to be in the expanse of the heavens to separate the day from the night, and let them be for signs and appointed times, and for days and years, and let them be for lights in the expanse of the heavens to give light on the earth." And it came to be so.





## DAY FIVE

And Elohim said, "Let the waters teem with shoals of living creatures, and let birds fly above the earth on the face of the expanse of the heavens."



## DAY SIX

And Elohim said, "Let the earth bring forth the living creature according to its kind: livestock and creeping creatures and beasts of the earth, according to its kind." And it came to be so.



## DAY SIX

And Elohim said, "Let Us make man in Our image, according to Our likeness, and let them rule over the fish of the sea, and over the birds of the heavens, and over the livestock, and over all the earth and over all the creeping creatures that creep on the earth."



## DAY SEVEN

Thus the heavens and the earth were completed, and all their array. And on the seventh day Elohim completed His work which He had done, and He rested on the seventh day from all His work which He had made.



# Counting What You Gained

## STORING UP TREASURE IN MY HEART

This next section is intended to be reinforcement of the lessons learned during this parsha. Choose the activities that best fit your child.

The Katan Aleph memory verse for this Torah portion is *Genesis 1:1*. If they have not already done so, begin to help them to memorize the verse. Be creative and try acting it out, or putting it to music.



Use this space to draw a picture of the verse memorized.

Large empty rectangular box for drawing.

Use this space to write out the verse memorized.


Series of horizontal lines for writing out the verse.



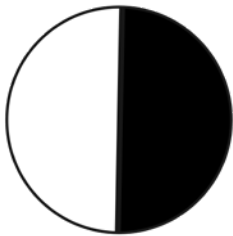
# SEEKING TREASURE

Circle the correct choices.



1. What did the world start out looking like? (1:2)



2. What was created on the 1<sup>st</sup> day? (1:3-5)



3. What was created on the 2<sup>nd</sup> day? (1:6-8)



4. What was created on the 3<sup>rd</sup> day? (1:9-13)




5. What was created on the 4<sup>th</sup> day? (1:14-19)




## Circle the correct choices.


6. What was created on the 5<sup>th</sup> day? (1:20-23)




7. What was created on the 6<sup>th</sup> day? (1:24-27)



8. How many days of Creation are there? (2:2)



9. On which day did Yahweh rest from all His creating? (2:2)

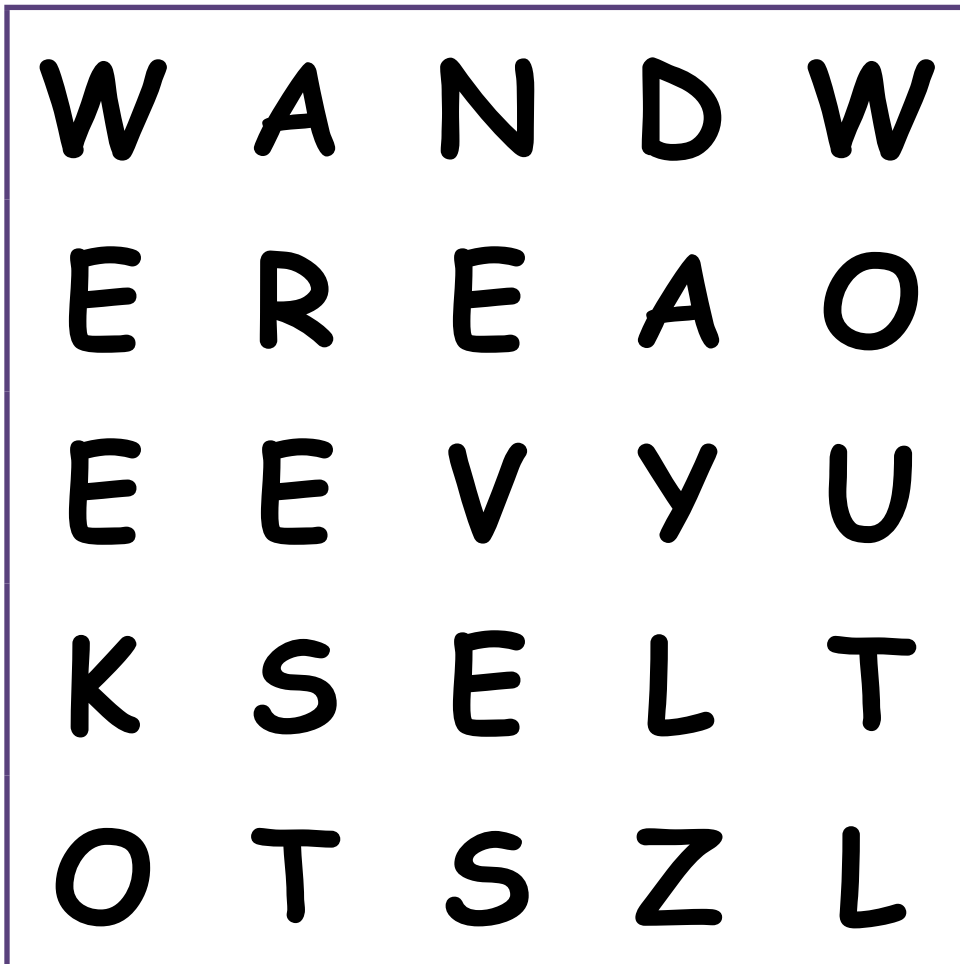


10. Which picture shows an example of what the 7<sup>th</sup> day looks like? (2:1-3)



# WORD SEARCH


Search for the hidden words from this week's parsha.



DAY  
REST  
SEVEN  
WEEK


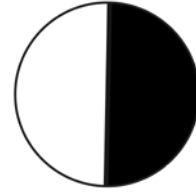


# MAZE



# MATCHING WORKSHEET

Draw a line from the day to the correct picture.





# Precious Possessions

## CRAFT

### Days of Creation

Genesis 1:1 - 2:7

### Materials:

- Cardstock - white
- Puncturing tool
- Brad
- Scissors
- Coloring pencils, crayons or markers
- Craft Templates: A & B (BW) or C & D (color)

#### Parent/Teacher Preparation:

- Print Craft Templates of choice on cardstock.

### Instructions for the Craft:

- If using BW Templates, color using medium of choice.
- Cut out Template A (wheel cover and pie portion) and B (days of creation base). (P1)
- Place the wheel cover over the base making sure that the pie cut-out reveals each day of creation.
- Using a puncturing tool, poke a hole through the black dot on the wheel cover and the center of the wheel base. (P2)
- Insert a brad through both holes and open up the legs on the back of the page to secure. (P3)
- The cover should be able to turn to reveal each day of creation. (P4, P5, P6, P7, P8, P9, P10)



P1



P2



P3

*This craft represents Creation week.*



P4



P5



P6



P7



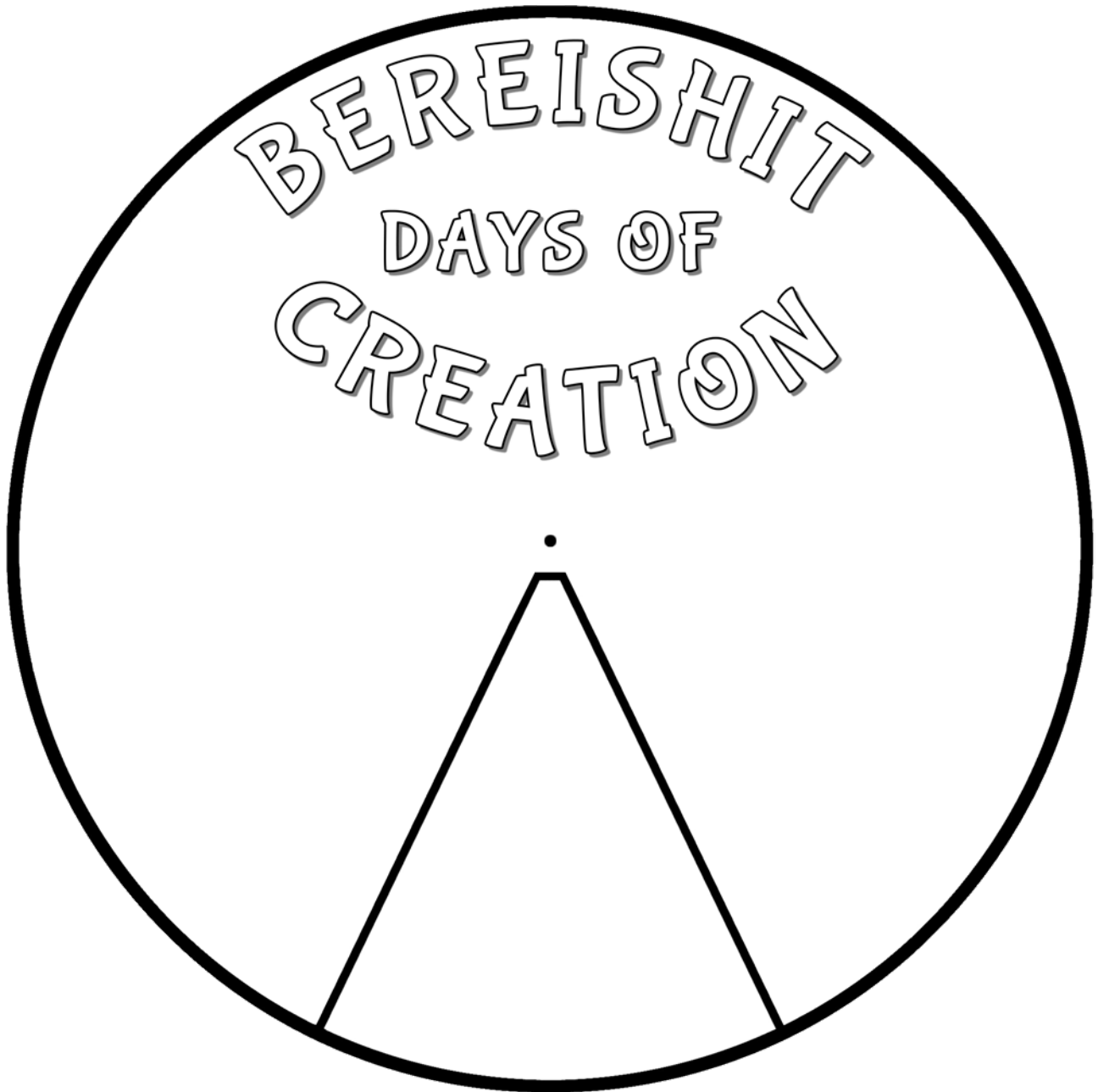
P8




P9




P10



Craft Template B (BW)









---

# Sweetness of Torah

---

## SWEET SOUNDS OF TORAH

(Sing Praises to His Name)

Here is the link for this song: [http://steveberkson.podomatic.com/entry/2016-10-27T05\\_13\\_13-07\\_00](http://steveberkson.podomatic.com/entry/2016-10-27T05_13_13-07_00)

### Yom Rishon

Yom Rishon, Avodah

Yom Shanee, Avodah

Yom Shleeshee, Avodah, Avodah

Yom Rivi'i, Avodah

Yom Chamishee, Avodah

Yom Sheeshee, Avodah, Avodah

Yom Shabbat Minucha

Yom Shabbat Minucha

Yom Shabbat Minucha, Minucha

Sunday, we work, work, work

Monday, we work, work, work

Tuesday, we work, work, work

Work, work, work

Wednesday, we work, work, work

Thursday, we work, work, work

Friday, we work, work, work

Work, work, work

On Shabbat, we all rest

On Shabbat, we all rest

On Shabbat, we all rest

We all rest



## (Sing Praises to His Name)

Here is the link for this song: [http://steveberkson.podomatic.com/entry/2016-10-27T05\\_14\\_13-07\\_00](http://steveberkson.podomatic.com/entry/2016-10-27T05_14_13-07_00)

Sing to the tune of "Are You Sleeping Brother John"

### Six Days of Creation

Yahweh created: Yahweh created  
Night and Day: Night and Day  
That was on the first day: That was on the first day  
It was good: It was good

Yahweh created: Yahweh created  
Sky and Clouds: Sky and Clouds  
That was on the second day: That was on the second day  
It was good: It was good

Yahweh created: Yahweh created  
Land and Plants: Land and Plants  
That was on the third day: That was on the third day  
It was good: It was good

Yahweh created: Yahweh created  
Sun, Moon, and Stars: Sun, Moon, and Stars  
That was on the fourth day: That was on the fourth day  
It was good: It was good

Yahweh created: Yahweh created  
Birds and Fish: Birds and Fish  
That was on the fifth day: That was on the fifth day  
It was good: It was good

Yahweh created: Yahweh created  
Creatures on Land: People too  
That was on the sixth day: That was on the sixth day  
It was good: It was good

Yahweh rested: Yahweh rested  
From His work: From His work  
That was on the seventh day: That was on the seventh day  
All was good: All was good

Let's sing praises: Let's sing praises  
To Yahweh: To Yahweh  
He is everywhere, giving love and care  
Yahweh is good: Yahweh is good





# SWEET TASTE OF TORAH

This snack relates to this week's parsha. Please take these as suggestions and make necessary changes based on your individual dietary needs.

## 6 Days of Creation

Genesis 1:1-31; 2:1-3



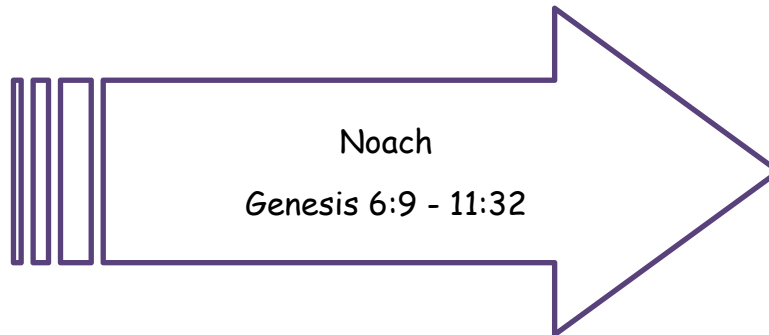
Here is a cute snack to represent each day of creation. These may need to be prepared ahead of time so that they can be passed out easily. Certainly the kosher gelatin required preparation ahead of time. A cupcake tin works well for presentation or just use cupcake liners on a plate which will also allow for making additional plates for the number of children you are teaching.

### Ingredients:

- Cupcake tin/large plate
- Cupcake liners (for easier clean up)
- D1 - *Oreos* or other cream cookie (represents day and night)
- D2 - Kosher blue gelatin (represents water) and whipped cream (represents clouds)
- D3 - *Veggie Straws* (represents plants) parents can choose any vegetable (such as broccoli to represent trees) or fruit they want to represent this
- D4 - *Happy Baby Organic Freeze Dried Yogurt* (represents sun and moon) and star shaped cookies (represents stars)
- D5 - *Goldfish Crackers* or *Dollar Store whale crackers* (represents sea creatures)
- D6 - Animal crackers (represents land animals)

# Next Week's Treasure Hunt

## Next Week's Torah Portion



## Suggested Reading Schedule

Monday:	Gen. 6:9-22	Yahweh tells Noah to build an ark
Tuesday:	Gen. 7	The story of the flood
Wednesday:	Gen. 8:1-19	The flood is over
Thursday:	Gen. 8:20 - 10:32	The covenant of the rainbow; Noah's drunkenness; Genealogy of Noah's sons
Friday:	Gen. 11	The Tower of Babel; The genealogy of Shem to Abram