

Parsha Pearls

Bereishit

“In (the) beginning...”

Genesis 1:1 - 6:8
Katan Bet/Gadol



In This Edition:

1.1 - Yahweh Master Builder
Genesis 1:1 - 2:7



Parsha Pearls


INTRODUCING PARSHA PEARLS

Don't we all like to start a book at the beginning? It wouldn't make sense to start a book half-way through or at the end because then we won't get a true picture of what the story is all about. We will only get part of the picture or maybe very little and that is why Yahweh introduces His story with the words, "In (the) Beginning". In Hebrew the word is **Bereishit**. We will learn many Hebrew words as we study Yahweh's Word through the parshas and hopefully we will commit them to memory and use them when we speak to our friends, parents and Sabbath school teachers. **Parsha** is another word to know. It means 'portion or divide' and we will have a weekly Scripture portion to go through the Torah cycle. Torah is another word to know. **Torah** means 'teaching and instruction' and generally refers to the first 5 books of the Scriptures also known as the books of Mosheh (Moses). Don't worry if this seems overwhelming. We'll take it week by week and rest assured you will have fun finding treasures in His Word.

Yahweh starts the Scriptures with the words, "In (the) Beginning" because He wants to give us a complete story of His journey with man. This is because He loves us and wants to let us know what He was doing way before you or I were ever born. As you read this lesson, you will look up the verses in the Scriptures, so we should always have our Scriptures near us when doing the parsha studies. When you read the words of the Scriptures, imagine that Yahweh Himself is talking to you. Yahweh is teaching you Himself! We should be excited to dig into His Word and learn some lessons from our Creator.

The Scriptures talk a lot about how we should see Yahweh's Word and how it is like hidden treasure, precious jewels, better than fine silver or gold. The Scriptures also teach us that "it is the esteem of man to search out His Word and the glory of Yahweh to reveal it to us." We are told that we are Yahweh's treasured possession and so let us be like the Bereans who searched the Scriptures daily. May we always be excited, honored and humbled to know Him and treasure up His Torah in our hearts, our minds and with all our might!

So let's get digging and take a journey with Yahweh to explore the Scriptures through the parshas.



BEREISHIT OVERVIEW

"In beginning"... Bereishit

Today, we are starting the 1st book of the Torah, called Bereishit, which means 'in beginning' because the parsha starts with the words, "In (the) beginning." In English, the 1st book of the Torah is called *Genesis*, which means coming into being, or the generations of heaven and earth.

Our 1st year's journey through the book of Bereishit will give us a glimpse into the creation of our beautiful earth; and as we witness the flood we will gain a valuable lesson about how important it is that we follow Yahweh. We will then be introduced to each of our patriarchs and read their life-stories. Bereishit will end with Ya'aqob blessing all his 12 sons; then when we dig into the book of Shemot (Exodus) we'll see what happens to them.

Because each parsha is so rich in information, we will only be able to examine certain parts of each parsha per lesson. We do encourage parents and their children to do their own studies. In future years, we will fill in the pieces from each parsha that we did not cover previously.

Here is a breakdown of the 12 parashot in the book of Bereishit:

- Bereishit (In (the) beginning) - Ch. 1-6
- Noach (Noah) - Ch. 6-11
- Lech-Lecha (Go or Leave) - Ch. 12-17
- Vayeira (He appeared) - Ch. 18-22
- Chayei Sarah (Sarah lived) - Ch. 23-25
- Toldot (Generations) - Ch. 25-28
- Vayeitzei (He went out) - Ch. 28-32
- Vayishlach (He sent) - Ch. 32-36
- Vayeishev (He settled) - Ch. 37-40
- Mikeitz (At the end) - Ch. 41-44
- Vayigash (He approached) - Ch. 44-47
- Vayechi (He lived) - Ch. 47-50

We pray that you will be blessed as we begin our study in the 1st book of the Torah. Let's dig in!

SHALOM FROM YMTOI/MTOI



Table of Contents

Parsha Pearls is a comprehensive resource that allows for complete customization by the parent. We understand that if you were to strive to accomplish all aspects of each lesson in one day it would be unrealistic and also overload for the child. It is our intention that this be used 'a la carte' so that it suits your specific needs. Our site caters to printing only the pieces you choose.

This page will provide quick links to get to the portion of the document for which you are looking. When you hover over the title a finger will appear. Click on it and you will be taken directly to that page.

If you are new to Parsha Pearls, we have created an [Introduction](#) document outlining how to use our lessons, as well as a [Scriptural Inspiration](#) document, which explains our titles and the Scriptural inspiration for them. We pray that Parsha Pearls blesses your home and that your children will grow to love the Word and to never depart from keeping Torah. As always, feel free to email us at parshapearls@mtoi.org if you have any questions.

➤ Introducing Parsha Pearls	2
➤ Bereishit Overview	3
Pearl Seeking (The Main Lesson)	5
➤ Treasuring His Word (Overview of the Parsha)	5
➤ Parsha Points (Main Lesson Content)	5
➤ Digging Deeper (Thought Provoking Questions)	7
➤ Days of Creation Flashcards	8
Searching Out Hebrew (Reading & Writing)	9
➤ Words	9
➤ Numbers	9
➤ Word Match	10
➤ Flashcards	11
➤ Writing Hebrew	13
Counting What You Gained (Worksheets)	15
➤ Storing Up Treasure in My Heart (Memory Verse)	15
➤ Seeking Treasure (Questions from the Parsha)	17
➤ Word Search	19
➤ Crossword Puzzle	21
➤ Maze	23
➤ Matching Worksheet	24
Precious Possessions (Arts & Crafts)	25
➤ Notebook Page	25
➤ Coloring Page	32
Sweetness of Torah	33
➤ Sweet Sounds of Torah (Song Corresponding to the Parsha)	33
➤ Sweet Taste of Torah (Snack Corresponding to the Parsha)	35
Next Week's Treasure Hunt (Looking Ahead to Next Week's Parsha)	36



Pearl Seeking

TREASURING HIS WORD

Let's do a quick overview of the entire Torah portion:

Monday:	Gen. 1:1-26	Days 1-6 created
Tuesday:	Gen. 1:27 - 2:25	Man, woman and day 7 (Sabbath) created
Wednesday:	Gen. 3	The serpent and man's 1 st wrong decision
Thursday:	Gen. 4	Qayin murders Hebel; Genealogy of Qayin
Friday:	Gen. 5:1 - 6:8	Genealogy of Adam to Noah; Yahweh grieves in His heart

In this week's Parsha Pearls lesson, we will learn about the days of Creation. Now, let's read Gen. 1:1-2:7.

PARSHA POINTS

- In the beginning Elohim created (**barah**) the heavens (**shamayim**) and the earth (**erets**) - 1:1
- The earth came to be without form and was empty (void) - 1:2
- Darkness was on the face of the deep (waters) and the Spirit of Elohim was moving on the face of the waters - 1:2

Creation Week

- Elohim created (1:3-31):
 - light (day) and darkness (night) on the 1st (**achat**) day (**yom**)
 - the heavens (expanse/firmament) on the 2nd (**shtayim**) day
 - the earth, the seas, and vegetation on the 3rd (**shalosh**) day
 - the sun, the moon and the stars on the 4th (**arba**) day
 - sea creatures and every winged bird on the 5th (**chamesh**) day
 - land creatures (mammals, amphibians, insects, reptiles) and man on the 6th (**shesh**) day



Day 1



Day 2



Day 3



Day 4



Day 5



Day 6

- Elohim saw that it was good (**tov**) - 1:4, 10, 12, 18, 21, 25
- Elohim saw all that He had made and it was very good - 1:31
- Before Yahweh Elohim sent rain on the earth, He caused a mist to rise from the land. The mist watered the entire surface of the earth so that plants and trees could grow - 2:5-6

The Creation of Man

- Elohim said, "Let Us make man in Our image, according to Our likeness" - 1:26
- Let them rule over (1:26, 28):

- the fish of the sea
- the birds of the heavens
- the livestock
- all the creeping creatures that creep on the ground
- all the earth

- Elohim created man in His image - male and female - 1:27


- Elohim blessed them - 1:28

- Elohim told the man and woman to be fruitful and increase (multiply), and fill the earth - 1:28

- Elohim gave to man, to the beasts and to the birds every plant that yields seed and every tree whose fruit yields seed for food - 1:29-30

- Yahweh Elohim formed the man out of dust from the ground - 2:7

- Yahweh Elohim breathed into his nostrils His breath of lives and then man became a living being - 2:7



The Sabbath

- The creation of the heavens and the earth and everything in them were completed - 2:1

- He rested on the 7th (**sheva**) day from all His work - 2:2

- Elohim blessed the 7th day - 2:3

- Elohim set apart the 7th day because on it He rested from all His work which Elohim in creating had made - 2:3



DIGGING DEEPER


Parents/Teachers may choose to use these prompts for further discussion of the Torah portion.

- Chapter 1 of *Genesis* introduces Elohim, and then Chapter 2 verse 4 introduces Yahweh. What do they mean in English? Are they titles or names?
- Notice that Elohim created the heavens and the earth in verse 1, but then it came to be formless and empty (tohu and bohu). Research the well-known teaching regarding the gap between verses 1 and 2.
- When does day begin? Verse 3 says that there came to be evening and there came to be morning, 1 day. That pattern continues for each day of creation week. Does a new day begin at sunset, midnight or daylight?
- On the 1st day Elohim created light (ohr). However on the 4th day He created the sun and the moon to give light upon the earth. What is the difference? What is Elohim's light? Notice that Elohim called the light good (tov) and for the darkness He did not. Discuss this.
- Notice that verse 14 talks about the celestial creation (sun, moon and stars) that Elohim created to be for signs and appointed times (mikrah kodesh). What is Elohim referring to here? Discuss this.
- Verse 21 says that the animals that Elohim created were good. Does that mean that all animals are clean and fit to be eaten? Is there a difference between an animal being 'good' and being one of the 'clean' animals?
- What does it mean when verse 26 says that man (Adam) was created in Elohim's image? Does that mean that we have 'some or all' of Elohim's characteristics or attributes?
- What does it mean when it says that man was told to subdue and rule over fish, birds, livestock, creeping creatures, and over all the earth? (1:28)
- What does Scripture mean by 'seed-yielding plants and trees that yield fruit for food?' Would these include GMOs or hybrids? Discuss this. (1:29)
- In Chapter 2 we see that Elohim completed His work on the 7th day. Discuss what it means when it says that Elohim blessed the 7th day and set it apart (kadosh). In Hebrew, only the 7th day is given a name: Shabbat. The rest of the days are known only by their number. Why do you think that is?
- What does it mean when it says that man became a living being (nephesh)? Is that different from animals? What is it that we were given that animals were not given? (2:7)



DAY ONE

And Elohim said, "Let light come to be," and light came to be. And Elohim saw the light, that it was good. And Elohim separated the light from the darkness. And Elohim called the light 'day' and the darkness He called 'night.' And there came to be evening and there came to be morning, one day.



DAY TWO

And Elohim made the expanse, and separated the waters which were under the expanse from the waters which were above the expanse. And it came to be so.



DAY THREE

And Elohim said, "Let the earth bring forth grass, the plant that yields seed, and the fruit tree that yields fruit according to its kind, whose seed is in itself, on the earth." And it came to be so.



DAY FOUR

And Elohim said, "Let lights come to be in the expanse of the heavens to separate the day from the night, and let them be for signs and appointed times, and for days and years, and let them be for lights in the expanse of the heavens to give light on the earth." And it came to be so.





DAY FIVE

And Elohim said, "Let the waters teem with shoals of living creatures, and let birds fly above the earth on the face of the expanse of the heavens."




DAY SIX

And Elohim said, "Let the earth bring forth the living creature according to its kind: livestock and creeping creatures and beasts of the earth, according to its kind." And it came to be so.



DAY SIX

And Elohim said, "Let Us make man in Our image, according to Our likeness, and let them rule over the fish of the sea, and over the birds of the heavens, and over the livestock, and over all the earth and over all the creeping creatures that creep on the earth."



DAY SEVEN

Thus the heavens and the earth were completed, and all their array. And on the seventh day Elohim completed His work which He had done, and He rested on the seventh day from all His work which He had made.



Searching Out Hebrew

Parents/Teachers can print out the '[Hebrew Pronunciation Guide](#)' to help with the pronunciation of Hebrew names and words. They can be cut out and used in conjunction with the Flashcards.

WORDS

Parents/Teachers see the following page for 3 x 5 card cut outs of the words from this week's parsha. If printed on cardstock, they can be kept in a box to reinforce learning.

Bereishit (**בראשית**) - in (the) beginning

Barah (**ברא**) - created

Shamayim (**שמים**) - heavens

Erets (**ארץ**) - earth

Yom (**יום**) - day

Tov (**טוב**) - good

Parsha (**פרשה**) - to divide/portion

Torah (**תורה**) - teaching and instruction

NUMBERS

Parents/Teachers can print out these numbers to have as additional resources. These can be found under the '[Resources](#)' tab on the YMTOI website.

1 - achat

2 - shtayim

3 - shalosh

4 - arba

5 - chamesh

6 - shesh

7 - sheva

WORD MATCH

Match this week's Hebrew words to their correct definition.

Barah

Created

Bereishit

Day

Erets

Earth

Parsha

Good

Shamayim

Heavens

Torah

In (the) beginning

Tov

Teaching and Instruction

Yom

To Divide/Portion



FLASHCARDS

בָּרָא

Barah

Ba-rah

created

אֶרֶץ

Erets

E-rets

earth

בְּרֵאשִׁית

Bereishit

Be-rei-shit

In (the) beginning

שָׁמַיִם

Shamayim

Sha-ma-yim

heavens

פרשה

Parsha

Par-sha

to divide/portion

תורה

Torah

To-rah

teaching and instruction

טוב

Tov

Tov

good

יום

Yom

Yom

day

WRITING HEBREW

Barah (created)

ברא

Alph Resh Bet

ברא

Erets (earth)

ארץ

Tsade Soft Resh Aleph

ארץ

Bereishit (In (the) beginning)

בראשית

Tav Yud Shin Aleph Resh Bet

בראשית

Shamayim (heavens)

שמים

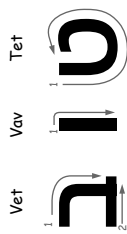
Mem Soft Yud Mem Shin

שמים



Tov (good)


טוב



Three horizontal lines for handwriting practice.

Parsha (to divide/portion)

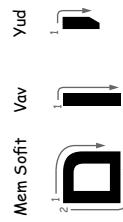
פרשה



Three horizontal lines for handwriting practice.

Yom (day)

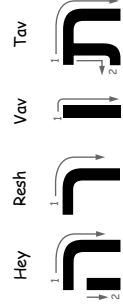
יום



Three horizontal lines for handwriting practice.

Torah (teaching and instruction)

תורה



Three horizontal lines for handwriting practice.




Counting What You Gained

This next section is intended to be reinforcement of the lessons learned during this parsha. Choose the activities that best fit your child.

STORING UP TREASURE IN MY HEART

The Katan Bet and Gadol memory verse is *Genesis 2:1-3*. You can review the verse with them by reciting it out loud, acting it out, putting it to music... whatever works for you.



Genesis
2:1-3

Thus the heavens and the earth were completed, and all their array. And on the seventh day Elohim completed His work which He had done, and He rested on the seventh day from all His work which He had made. And Elohim blessed the seventh day and set it apart, because on it He rested from all His work which Elohim in creating had made.

MEMORY VERSE

SEEKING TREASURE


1.



When did Elohim create the heavens and the earth?

(1:1)


2.



How did Elohim see creation?

(1:10, 12, 18, 21, 25, 31)


3.



And Elohim said, "Let _____ come to be in the expanse of the heavens to _____ the day from the night, and let them be for _____ and appointed _____, and for _____ and _____, and let them be for _____ in the expanse of the heavens to give _____ on the earth." And it came to be so.

(1:14-15)

4.



List all the reasons the lights in the heavens were created.

(1:14-15)

5.



In whose image was man created?

(1:26)



6.

"Let Us make man in Our
_____, according to
Our _____."

(1:26a)



7.

What does Elohim tell man and woman to do? And Elohim blessed them,
and Elohim said to them, "Be _____ and _____,
and fill the earth and _____ it, and _____ over the fish of
the sea, and over the birds of the heavens, and over all creeping creatures on the earth."


(1:28)



8.

What did Elohim create to water
the entire surface of the earth?

(2:5-6)



9.


When Yahweh Elohim breathed
into man's nostrils His breath of
lives, what did man become?

(2:7)



WORD SEARCH

Search for the hidden words from this week's parsha.




BEREISHIT
ELOHIM
HEAVENS
EARTH
DAY
NIGHT
MOON
SUN
SEAS

FIRST
SECOND
THIRD
FOURTH
FIFTH
SIXTH
SABBATH

VEGETATION
STARS
LAND CREATURES
SEA CREATURES
WINGED BIRD
MAN
WOMAN
BREATH OF LIVES
LIVING BEING



Answer Key



BEREISHIT
ELOHIM
HEAVENS
EARTH
DAY
NIGHT
MOON
SUN
SEAS


FIRST
SECOND
THIRD
FOURTH
FIFTH
SIXTH
SABBATH

VEGETATION
STARS
LAND CREATURES
SEA CREATURES
WINGED BIRD
MAN
WOMAN
BREATH OF LIVES
LIVING BEING



CROSSWORD PUZZLE

Complete the crossword using words from this week's parsha.



Across

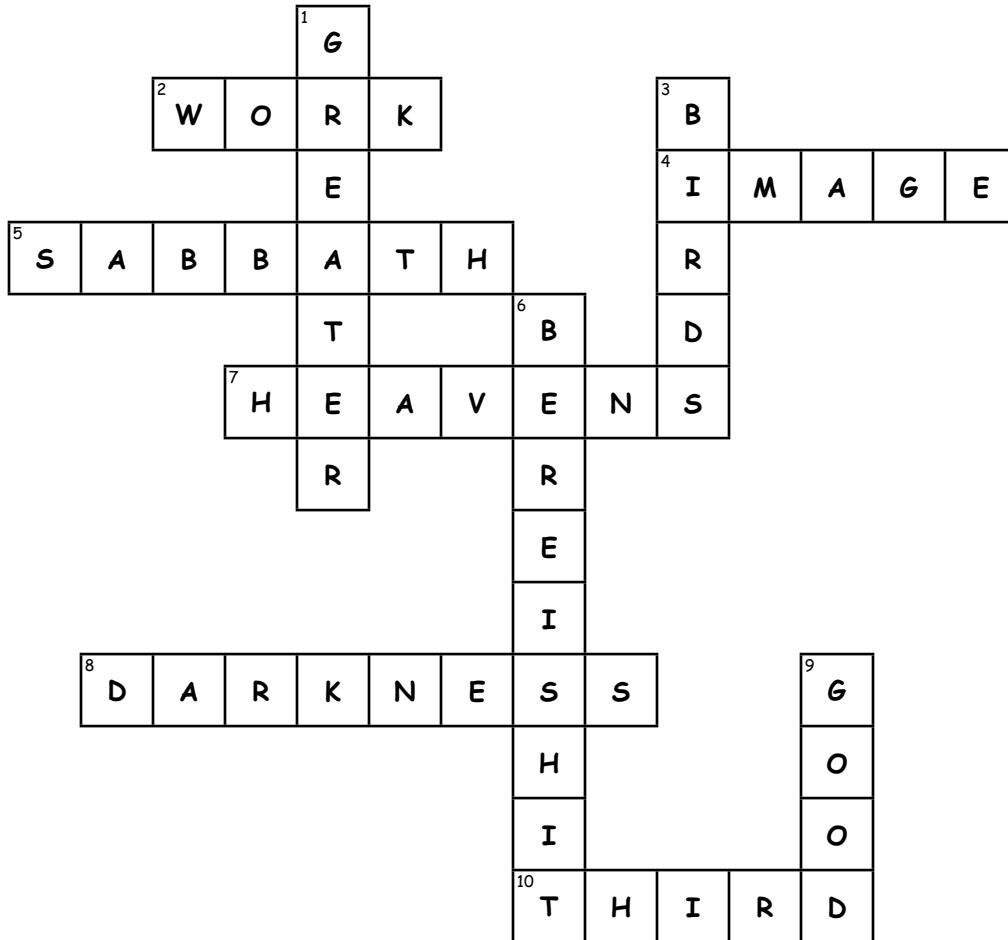
2. On the 7th day Elohim completed His _____.
4. Let Us make man in Our _____.
5. The Hebrew word for Saturday.
7. What did Elohim call the expanse that He created on the 2nd day?
8. Elohim separated the light from the _____ on the 1st day.
10. What day was vegetation created on?

Down

1. The _____ light ruled the day.
3. On the 5th day Elohim created water creatures and also _____ of the heavens.
6. The 1st book in the Scriptures.
9. And Elohim saw all that He had made and He saw that it was very _____.



Answer Key



Across


2. On the 7th day Elohim completed His **work**.
4. Let Us make man in Our **image**.
5. The Hebrew word for Saturday. **Sabbath**
7. What did Elohim call the expanse that He created on the 2nd day? **heavens**
8. Elohim separated the light from the **darkness** on the 1st day.
10. What day was vegetation created on? **third**

Down

1. The **greater** light ruled the day.
3. On the 5th day Elohim created water creatures and also **birds** of the heavens.
6. The 1st book in the Scriptures. **Bereishit**
9. And Elohim saw all that He had made and He saw that it was very **good**.



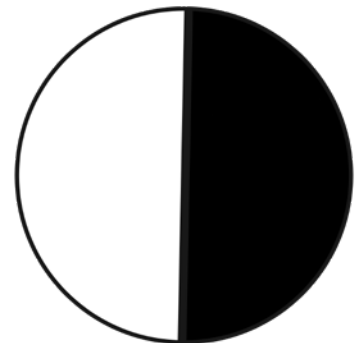

MAZE



MATCHING WORKSHEET

Write the letter of the correct match next to each number.

- | | | | |
|----|-------|-------|------------------------------|
| 1. | _____ | Day 1 | a. Sabbath day |
| 2. | _____ | Day 2 | b. day and night |
| 3. | _____ | Day 3 | c. sun, moon and stars |
| 4. | _____ | Day 4 | d. sky and clouds (heavens) |
| 5. | _____ | Day 5 | e. fish and birds |
| 6. | _____ | Day 6 | f. earth, sea and vegetation |
| 7. | _____ | Day 7 | g. land animals and man |



Precious Possessions


NOTEBOOK PAGE

Materials:

- Cardstock - white
- Cotton balls or felt (for clouds & lamb)
- Sequins - various colors for fish, silver or gold for kiddush cup
- Puffy paint or glitter glue - dark & light blue (for water), silver (for moon and birds), white (for candles)
- Coffee stir sticks & thin wood sticks (for Sabbath table)
- Tissue paper - dark & light green (for tree)
- Pipe cleaner - green & 2 colors of choice (for tree, leaves & flowers)
- Felt - light brown (for challah)
- Glue
- Scissors
- Coloring pencils, crayons or markers
- Notebook Templates: Main Page & A (BW) or Main Page & B (color)

Days of Creation

Genesis 1:1 - 2:7



Parent/Teacher Preparation:

- Print Notebook Templates of choice on white cardstock.

Instructions for the Notebook Page:

- If using BW Templates, color using medium of choice.
- Cut out all Template pieces. (P1)

Section 2 - Day 1 (P2)

- Using color medium of choice, color right side of diagonal black.

Section 3 - Day 2 (P3)

- If using BW Main Page, color this section blue to represent the sky.
- Using cotton balls, make 2-3 clouds.
- Glue clouds onto the sky.

Section 4 - Day 3 (P4)

- Using blue puffy paint and coloring medium of choice, fill in the water and waves.
- Using green color medium of choice, color in the grass patches and Section 4 above the water and waves.
- Cut dark brown pipe cleaner to create a trunk for your tree and glue to Main Page.
- Using a green pipe cleaner, roll it to create the top of the tree and glue above the trunk.
- Cut dark green pipe cleaners to create stems and leaves for 2 flowers.
- Glue the stems and leaves onto the page.
- Using colors of choice, cut 2 pipe cleaners to create flowers. You can roll the pipe cleaners to create the flowers.
- Glue flowers above the stems.

Section 5 - Day 4 (P5)

- Color in the lower left side black.
- Using silver puffy paint, fill in the moon.
- Using sequins, glue to the stars on Section 5. You can also use silver puffy paint to fill them in.
- Color in the right side of the diagonal line yellow using coloring medium of choice.
- Using yellow puffy paint, fill in the sun.



P1



P2



P3



P4



P5

Instructions for the Notebook Page cont'd:

Section 6 - Day 5 (P6)

- If using BW Main Page, color in water using color medium of choice.
- Using your 2 fish cut-outs, glue colored sequins of choice to both fish.
- Using gray puffy paint, fill in the bird lines.
- Allow to dry.



P6

Section 7 - Day 6 (P7)

- Using coloring medium of choice, color in the sky, hill areas, sloth and tree trunk.
- Adhere a foam dimensional to the back of Adam and Hawwah and place onto the scene in the lower left corner.
- Glue a cotton ball to the sheep.
- Tear up light and dark green tissue and glue above the tree trunk to create leaves.



P7

Section 8 - Day 7 (P8)

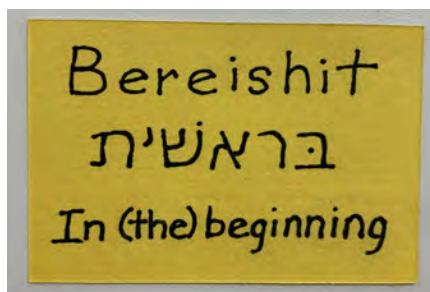
- Using a wood coffee stir stick, cut it the length of the table top and legs. The table is 3" and the legs are 1 1/2".
- Glue the legs first and then the table top over them.
- Using white glittery puffy paint, fill in the candlesticks.
- Using gold glitter glue, fill in the flames.
- Cut a silver sequin in half to create a kiddush cup.
- Glue the rounds parts toward each other.
- Cut out a piece of tan or brown felt to make the challah.
- Glue the felt piece over the challah.
- This depicts a Shabbat table.



P8

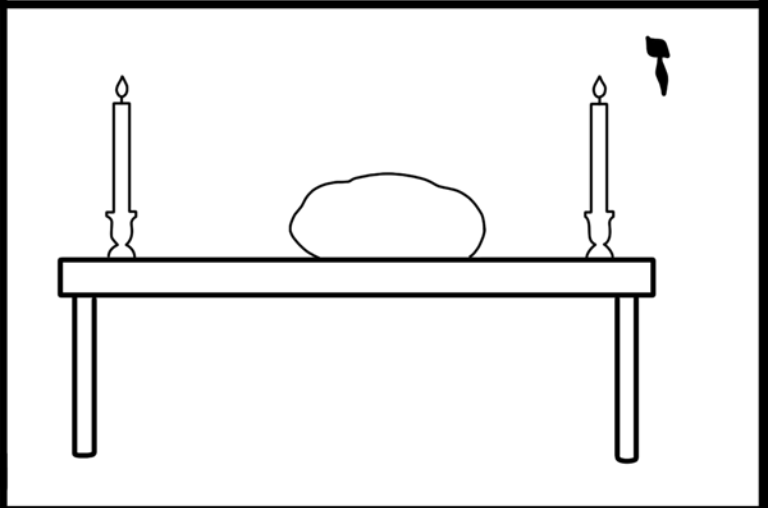

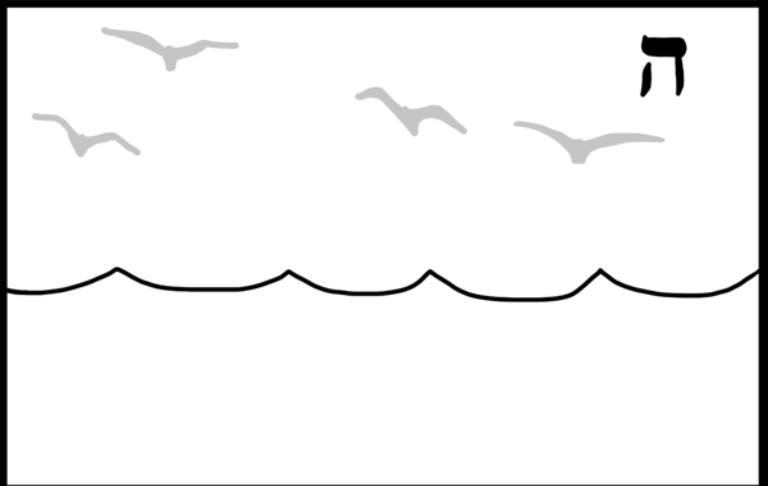
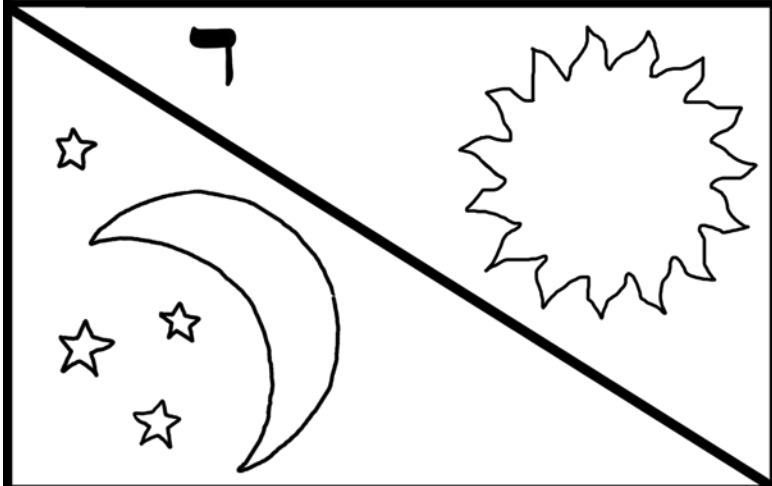
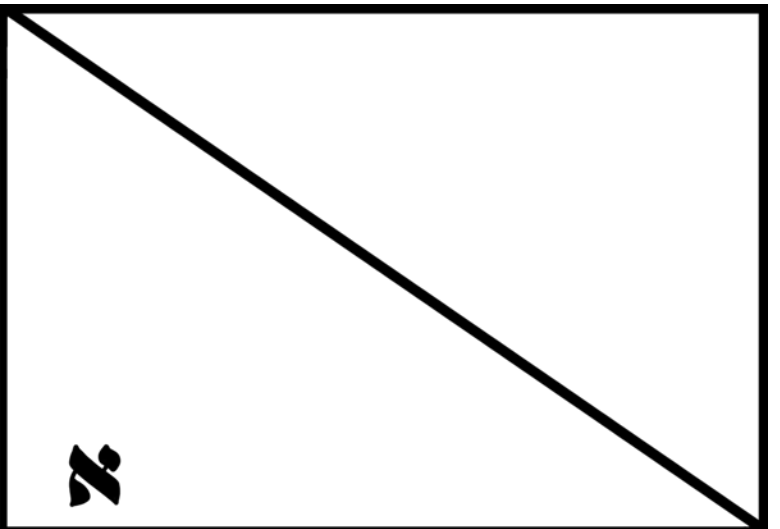
Hebrew Word

- Write the following in the first upper left rectangle: (P9)
 - 1) Bereishit 2) בְּרֵאשִׁית 3) In (the) beginning

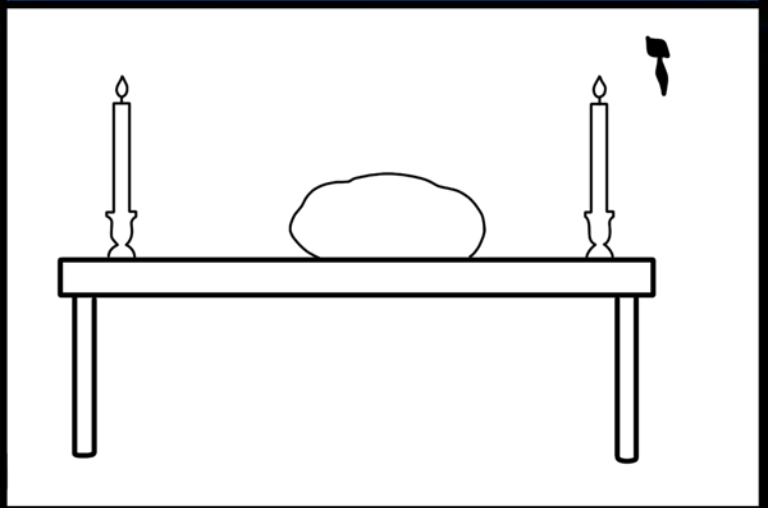


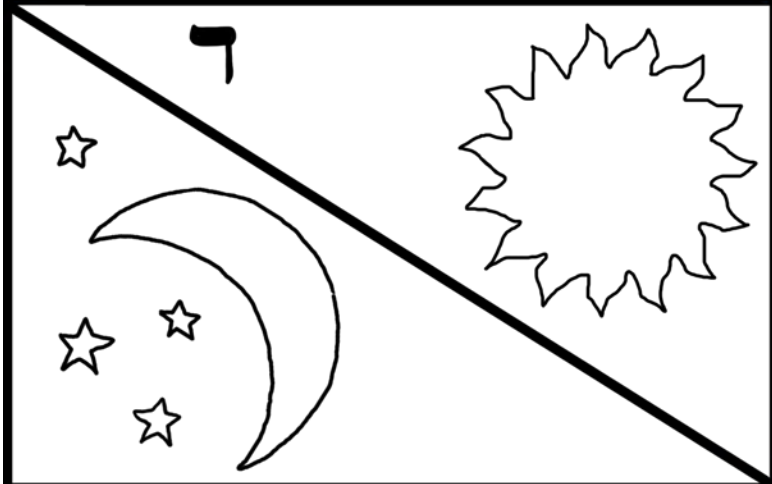
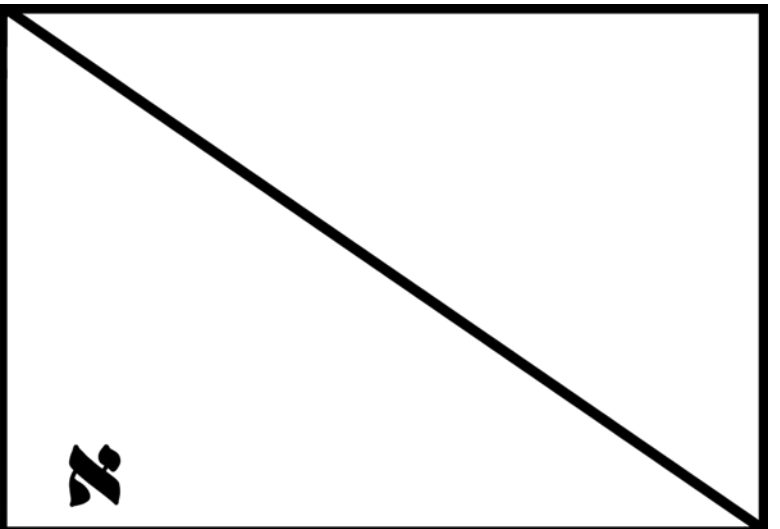



P9




You now have a visual representation of Creation week.











Sweetness of Torah

SWEET SOUNDS OF TORAH

(Sing Praises to His Name)

Here is the link for this song: http://steveberkson.podomatic.com/entry/2016-10-27T05_13_13-07_00

Yom Rishon

Yom Rishon, Avodah
Yom Shanee, Avodah
Yom Shleeshee, Avodah, Avodah

Yom Rivi'i, Avodah
Yom Chamishee, Avodah
Yom Sheeshee, Avodah, Avodah

Yom Shabbat Minucha
Yom Shabbat Minucha
Yom Shabbat Minucha, Minucha

Sunday, we work, work, work
Monday, we work, work, work
Tuesday, we work, work, work
Work, work, work
Wednesday, we work, work, work
Thursday, we work, work, work
Friday, we work, work, work
Work, work, work

On Shabbat, we all rest
On Shabbat, we all rest
On Shabbat, we all rest
We all rest



(Sing Praises to His Name)

Here is the link for this song: http://steveberkson.podomatic.com/entry/2016-10-27T05_14_13-07_00

Sing to the tune of "Are You Sleeping Brother John"

Six Days of Creation

Yahweh created: Yahweh created
Night and Day: Night and Day
That was on the first day: That was on the first day
It was good: It was good

Yahweh created: Yahweh created
Sky and Clouds: Sky and Clouds
That was on the second day: That was on the second day
It was good: It was good

Yahweh created: Yahweh created
Land and Plants: Land and Plants
That was on the third day: That was on the third day
It was good: It was good

Yahweh created: Yahweh created
Sun, Moon, and Stars: Sun, Moon, and Stars
That was on the fourth day: That was on the fourth day
It was good: It was good

Yahweh created: Yahweh created
Birds and Fish: Birds and Fish
That was on the fifth day: That was on the fifth day
It was good: It was good

Yahweh created: Yahweh created
Creatures on Land: People too
That was on the sixth day: That was on the sixth day
It was good: It was good

Yahweh rested: Yahweh rested
From His work: From His work
That was on the seventh day: That was on the seventh day
All was good: All was good

Let's sing praises: Let's sing praises
To Yahweh: To Yahweh
He is everywhere, giving love and care
Yahweh is good: Yahweh is good



SWEET TASTE OF TORAH

This snack relates to this week's parsha. Please take these as suggestions and make necessary changes based on your individual dietary needs.

6 Days of Creation

Genesis 1:1-31; 2:1-3



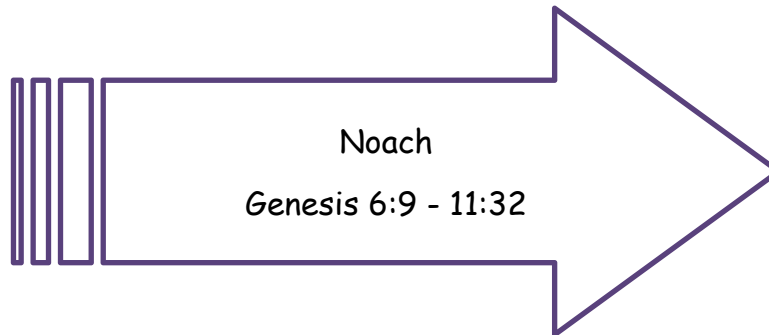
Here is a cute snack to represent each day of creation. These may need to be prepared ahead of time so that they can be passed out easily. Certainly the kosher gelatin required preparation ahead of time. A cupcake tin works well for presentation or just use cupcake liners on a plate which will also allow for making additional plates for the number of children you are teaching.

Ingredients:

- Cupcake tin/large plate
- Cupcake liners (for easier clean up)
- D1 - *Oreos* or other cream cookie (represents day and night)
- D2 - Kosher blue gelatin (represents water) and whipped cream (represents clouds)
- D3 - *Veggie Straws* (represents plants) parents can choose any vegetable (such as broccoli to represent trees) or fruit they want to represent this
- D4 - *Happy Baby Organic Freeze Dried Yogurt* (represents sun and moon) and star shaped cookies (represents stars)
- D5 - *Goldfish Crackers* or *Dollar Store whale crackers* (represents sea creatures)
- D6 - Animal crackers (represents land animals)

Next Week's Treasure Hunt

Next Week's Torah Portion



Suggested Reading Schedule

Monday:	Gen. 6:9-22	Yahweh tells Noah to build an ark
Tuesday:	Gen. 7	The story of the flood
Wednesday:	Gen. 8:1-19	The flood is over
Thursday:	Gen. 8:20 - 10:32	The covenant of the rainbow; Noah's drunkenness; Genealogy of Noah's sons
Friday:	Gen. 11	The Tower of Babel; The genealogy of Shem to Abram