

Parsha Pearls

Bereishit

"In (the) beginning..."

Genesis 1:1 - 6:8
Katan Aleph



In This Edition:

1.2 - "Where Are You?"
Genesis 2:8-17; 3:1-24



Parsha Pearls

INTRODUCING PARSHA PEARLS

Don't we all like to start a book at the beginning? It wouldn't make sense to start a book half-way through or at the end because then we won't get a true picture of what the story is all about. We will only get part of the picture or maybe very little and that is why Yahweh introduces His story with the words, "In (the) Beginning". In Hebrew the word is **Bereishit**. We will learn many Hebrew words as we study Yahweh's Word through the parshas and hopefully we will commit them to memory and use them when we speak to our friends, parents and Sabbath school teachers. **Parsha** is another word to know. It means 'portion or divide' and we will have a weekly Scripture portion to go through the Torah cycle. Torah is another word to know. **Torah** means 'teaching and instruction' and generally refers to the first 5 books of the Scriptures also known as the books of Mosheh (Moses). Don't worry if this seems overwhelming. We'll take it week by week and rest assured you will have fun finding treasures in His Word.

Yahweh starts the Scriptures with the words, "In (the) Beginning" because He wants to give us a complete story of His journey with man. This is because He loves us and wants to let us know what He was doing way before you or I were ever born. As you read this lesson, you will look up the verses in the Scriptures, so we should always have our Scriptures near us when doing the parsha studies. When you read the words of the Scriptures, imagine that Yahweh Himself is talking to you. Yahweh is teaching you Himself! We should be excited to dig into His Word and learn some lessons from our Creator.

The Scriptures talk a lot about how we should see Yahweh's Word and how it is like hidden treasure, precious jewels, better than fine silver or gold. The Scriptures also teach us that "it is the esteem of man to search out His Word and the glory of Yahweh to reveal it to us." We are told that we are Yahweh's treasured possession and so let us be like the Bereans who searched the Scriptures daily. May we always be excited, honored and humbled to know Him and treasure up His Torah in our hearts, our minds and with all our might!

So let's get digging and take a journey with Yahweh to explore the Scriptures through the parshas.



BEREISHIT OVERVIEW

"In beginning"... Bereishit

Today, we are starting the 1st book of the Torah, called Bereishit, which means 'in beginning' because the parsha starts with the words, "In (the) beginning." In English, the 1st book of the Torah is called *Genesis*, which means coming into being, or the generations of heaven and earth.

Our 1st year's journey through the book of Bereishit will give us a glimpse into the creation of our beautiful earth; and as we witness the flood we will gain a valuable lesson about how important it is that we follow Yahweh. We will then be introduced to each of our patriarchs and read their life-stories. Bereishit will end with Ya'aqob blessing all his 12 sons; then when we dig into the book of Shemot (Exodus) we'll see what happens to them.

Because each parsha is so rich in information, we will only be able to examine certain parts of each parsha per lesson. We do encourage parents and their children to do their own studies. In future years, we will fill in the pieces from each parsha that we did not cover previously.

Here is a breakdown of the 12 parashot in the book of Bereishit:

- Bereishit (In (the) beginning) - Ch. 1-6
- Noach (Noah) - Ch. 6-11
- Lech-Lecha (Go or Leave) - Ch. 12-17
- Vayeira (He appeared) - Ch. 18-22
- Chayei Sarah (Sarah lived) - Ch. 23-25
- Toldot (Generations) - Ch. 25-28
- Vayetzei (He went out) - Ch. 28-32
- Vayishlach (He sent) - Ch. 32-36
- Vayeishev (He settled) - Ch. 37-40
- Mikeitz (At the end) - Ch. 41-44
- Vayigash (He approached) - Ch. 44-47
- Vayechi (He lived) - Ch. 47-50

We pray that you will be blessed as we begin our study in the 1st book of the Torah. Let's dig in!

SHALOM FROM YMTOI/MTOI



Table of Contents

Parsha Pearls is a comprehensive resource that allows for complete customization by the parent. We understand that if you were to strive to accomplish all aspects of each lesson in one day it would be unrealistic and also overload for the child. It is our intention that this be used 'a la carte' so that it suits your specific needs. Our site caters to printing only the pieces you choose.

This page will provide quick links to get to the portion of the document for which you are looking. When you hover over the title a finger will appear. Click on it and you will be taken directly to that page.

If you are new to Parsha Pearls, we have created an [Introduction](#) document outlining how to use our lessons, as well as a [Scriptural Inspiration](#) document, which explains our titles and the Scriptural inspiration for them. We pray that Parsha Pearls blesses your home and that your children will grow to love the Word and to never depart from keeping Torah. As always, feel free to email us at parshapearls@mtoi.org if you have any questions.

➤ Introducing Parsha Pearls	2
➤ Bereishit Overview	3
Gem Seeking (The Main Lesson)	5
➤ Little Gems Story	5
➤ Little Gems Story Characters	7
Counting What You Gained (Worksheets)	17
➤ Storing Up Treasure in My Heart (Memory Verse)	17
➤ Seeking Treasure (Questions from the Parsha)	19
➤ Word Search	20
➤ Maze	21
Precious Possessions (Arts & Crafts)	22
➤ Craft	22
➤ Coloring Page	32
Sweetness of Torah	33
➤ Sweet Sounds of Torah (Song Corresponding to the Parsha)	33
➤ Sweet Taste of Torah (Snack Corresponding to the Parsha)	34
Next Week's Treasure Hunt (Looking Ahead to Next Week's Parsha)	35



Gem Seeking

LITTLE GEMS STORY

Parent/Teacher Preparation:

Please see the [Instructions for the Little Gems Story](#) on the YMTOI website. This will help you to understand how to prepare for the story.

"Where Are You?"

Shalom children! Do you know what Elohim did after creating everything? He planted a garden! Do you remember the name of this garden? It was the Garden of Eden. Now this wasn't just any ordinary garden, because Elohim Himself designed it. Sure, this garden had normal things you would see in a garden, like trees and plants and flowers and butterflies, with bees buzzing around and squirrels racing up trees. **(Place garden scene on board.)** But there were also some special things in the garden that Elohim put there.

One special thing was the many kinds of fruit trees; they were not only beautiful to look at, but also very tasty to eat. **(Add banana and coconut trees to garden scene on board.)** Elohim told the 1st man and woman, Adam and Hawwah, to take very good care of this garden. **(Place Adam and Hawwah on board.)** Have your parents ever asked you to take care of something? **(Let children answer or give prompts such as a pet or younger sibling, etc.)**

Another special addition to this garden was a river that split off and became 4 riverheads. **(Point to 4 rivers in garden scene on board.)** I'm sure Adam and Hawwah loved to take long walks in that beautiful garden enjoying Elohim's creation and when they got hot from all that walking they were able to cool off in the water. Isn't Yahweh so thoughtful to think of everything to meet our needs? **(Place caring emoji on board.)**

(Place 2 trees on board.) Now Elohim gave very clear instructions to Adam and Hawwah about 2 special trees in particular. One of them was the Tree of Life. Elohim told them that they could eat as much fruit as they wanted from that one. But He warned them that they must never, ever eat the fruit from the Tree of the Knowledge of Good and Evil, because if they did, they could no longer live forever. **(Point to tree with 'X' on it.)**

Another thing that was in this garden was a serpent. **(Place upright serpent on board.)** Serpent is another word for snake. I don't know about you, but I don't want snakes in my garden, do you? Well, the Scriptures describes this serpent as being very tricky. That must have been where the phrase 'sneaky snake' came from. So one day, when Adam and Hawwah were walking in the garden, the serpent spoke to Hawwah from a tree. The serpent asked her, "You and Adam eat from all the trees in the Garden, but never from the Tree of the Knowledge of Good and Evil. Why don't you eat the fruit from this tree?" It's hard to imagine a serpent that actually talks, but the Scriptures tell us he did! One day in Elohim's kingdom, I'm sure we will find out all about it.



Hawwah replied, "Elohim said that we would die if we ate that fruit." The tricky serpent then told Hawwah that she would not die, but actually be like Elohim if she ate it. Hawwah took a look at that beautiful fruit and decided to eat it. She must have forgotten what Elohim told her about not eating that fruit. Have you ever forgotten something your parents told you not to do and did it? **(Let children answer.)**

Seeing that Hawwah had not died from eating the fruit, Adam took a piece and ate it too. As the husband and leader of his wife, Adam should have reminded Hawwah about not eating that fruit but he chose to disobey Elohim's instruction and he ate it too. Have you ever purposely disobeyed your parents? **(Let children answer.)** Sadly, Adam did too. Ok, now back to our story.

After they ate the forbidden fruit, they looked at each other and at themselves and realized they were naked, and they felt ashamed. They turned away from each other and sewed together fig leaves from the garden to cover their bodies. **(Remove Adam and Hawwah from board and replace with Adam and Hawwah with fig leaf clothing on board.)**

When they saw that Elohim was coming, Adam and Hawwah felt guilty for disobeying Him. They were afraid to face Him, so they tried to hide, **(place scared emoji on board)** but Elohim already knew that they had eaten the forbidden fruit. Elohim knows everything and He was very angry and disappointed at them for their disobedience. **(Place angry emoji on board.)** Adam tried to blame Hawwah for making him eat the fruit, and Hawwah blamed the serpent for deceiving her, but both of them had still disobeyed Him. Have you ever blamed someone else for the actions you chose to do? **(Let children answer.)** Well your parents don't like it when you do that, and Elohim didn't either. First Elohim punished the serpent by taking away his legs. He decreed that all serpents must forever crawl on their bellies in the dirt and become man's enemies. **(Remove upright serpent and replace with slithering serpent on board.)**

Then He made animal skin coverings for Adam and Hawwah. **(Remove Adam and Hawwah with fig leaf clothing and replace with Adam and Hawwah with animal skin clothing.)** Elohim then punished Adam and Hawwah by banishing them from the Garden of Eden. He put kerubim at the Garden's entrance and a flaming sword to guard the way to the Tree of Life so that no one could get to it anymore. **(Place kerubim and flaming sword on board.)** Hawwah was told that having a baby would no longer be an easy thing to do; and Adam was told that farming would not be easy, either. **(Place man with hoe and pregnant woman on board.)** After this, their lives would be difficult outside of Eden, and they would have to work very hard just to survive.

Even though they knew it was wrong to disobey Elohim, Adam and Hawwah had given in to temptation, and now had to face the consequences of their actions. Their story represents all people who must resist doing wrong things, even if it seems like it would be fun or give us something good in return. Elohim promises that if we obey He will bless us, but if we disobey He will curse us. We should learn from their lesson and always obey Elohim, even when those around us aren't obeying Him and are telling us not to, either.

Well children, we have come to the end of our story for today. We will see you next week for another exciting Little Gems story!







Hawwah with animal skin clothing




Adam with animal skin clothing



Hawwah with fig leaf clothing



Adam with fig leaf clothing




Hawwah




Adam



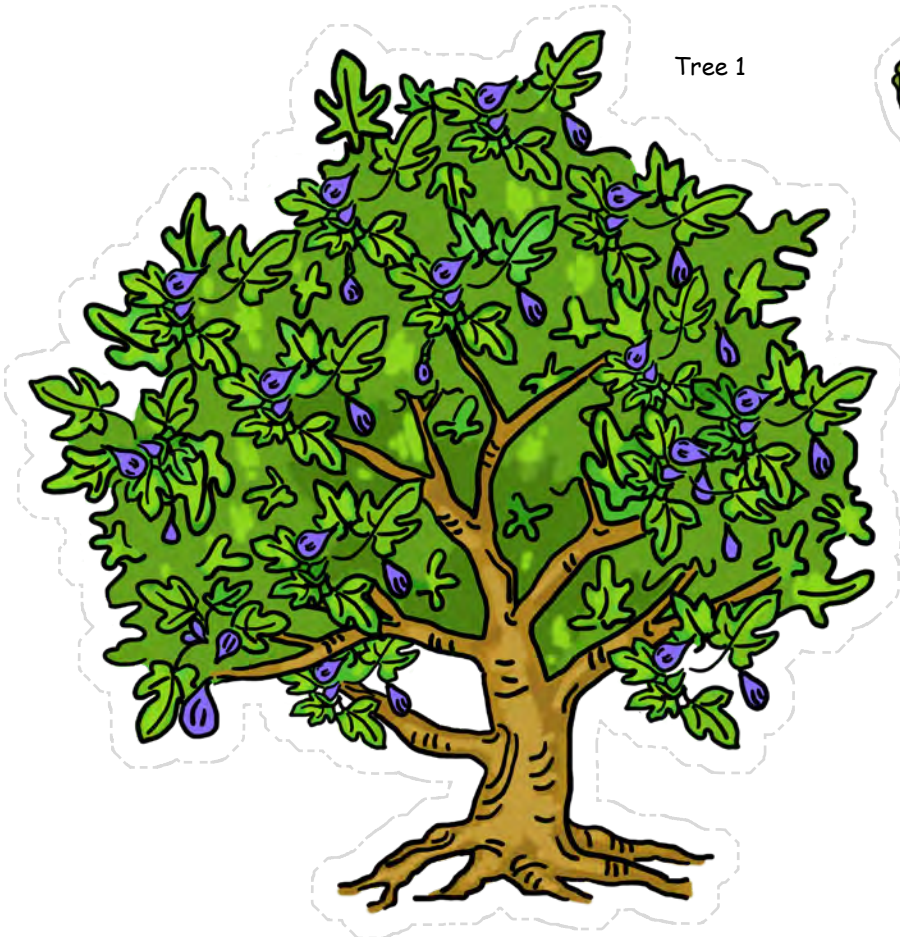
Tree 2



Angry emoji



Upright serpent




Tree 1



Scared emoji




Banana trees




Coconut trees



Flaming sword



Slithering serpent



Kerubim

Pregnant woman



Caring emoji



Man with hoe





Hawwah with animal skin clothing




Adam with animal skin clothing




Hawwah with fig leaf clothing



Adam with fig leaf clothing




Hawwah




Adam



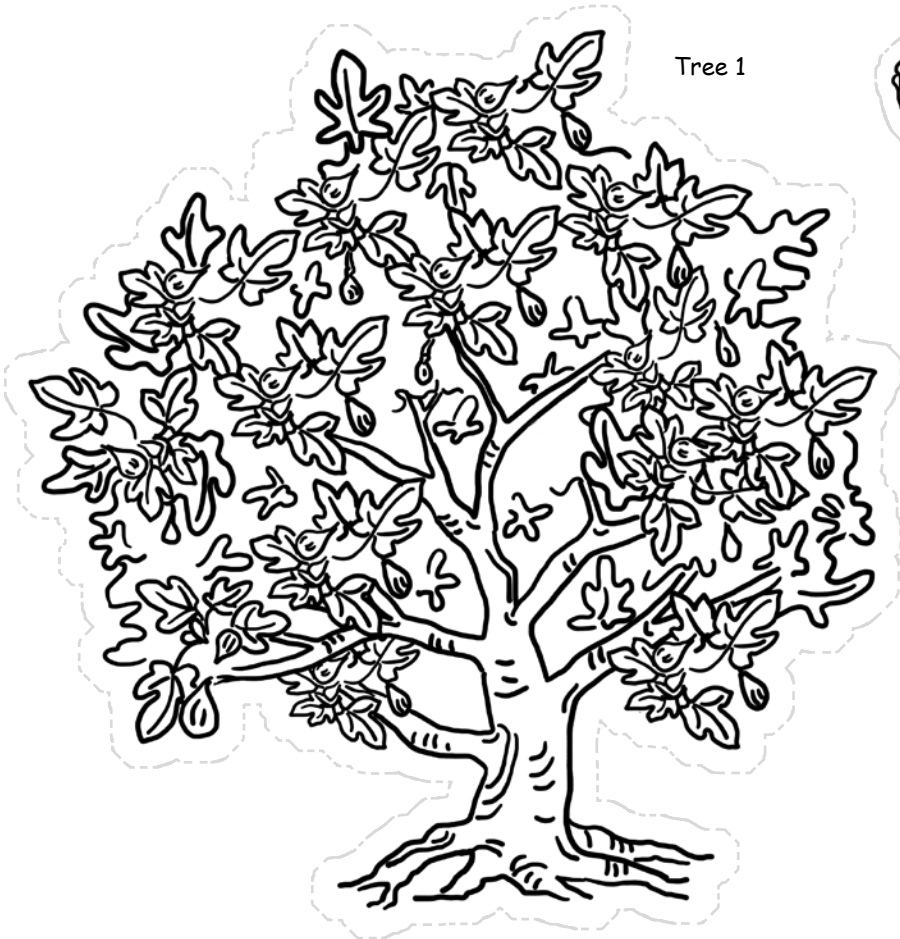
Tree 2



Angry emoji



Upright serpent




Tree 1



Scared emoji




Banana trees




Coconut trees



Flaming sword



Slithering serpent



Kerubim

Pregnant woman



Caring emoji



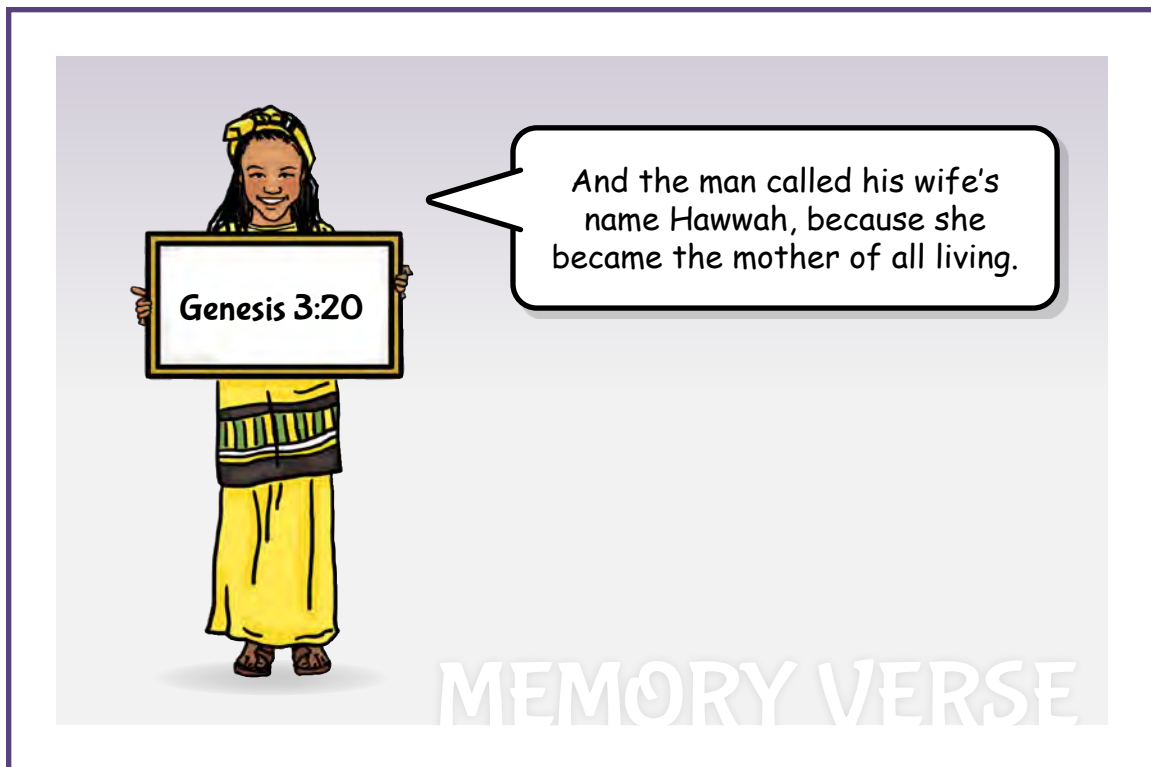
Man with hoe

Counting What You Gained

This next section is intended to be reinforcement of the lessons learned during this parsha. Choose the activities that best fit your child.

STORING UP TREASURE IN MY HEART

The Katan Aleph memory verse for this Torah portion is *Genesis 3:20*. If they have not already done so, begin to help them to memorize the verse. Be creative and try acting it out, or putting it to music.



SEEKING TREASURE

Circle the correct choices.

1. What 2 famous trees were placed in the Garden of Eden? (2:9)




2. How many riverheads did the Garden of Eden have? (2:10)



3. Who did Adam blame for causing him to eat the fruit? (3:12)



4. Who did Hawwah blame for causing her to eat the fruit? (3:13)

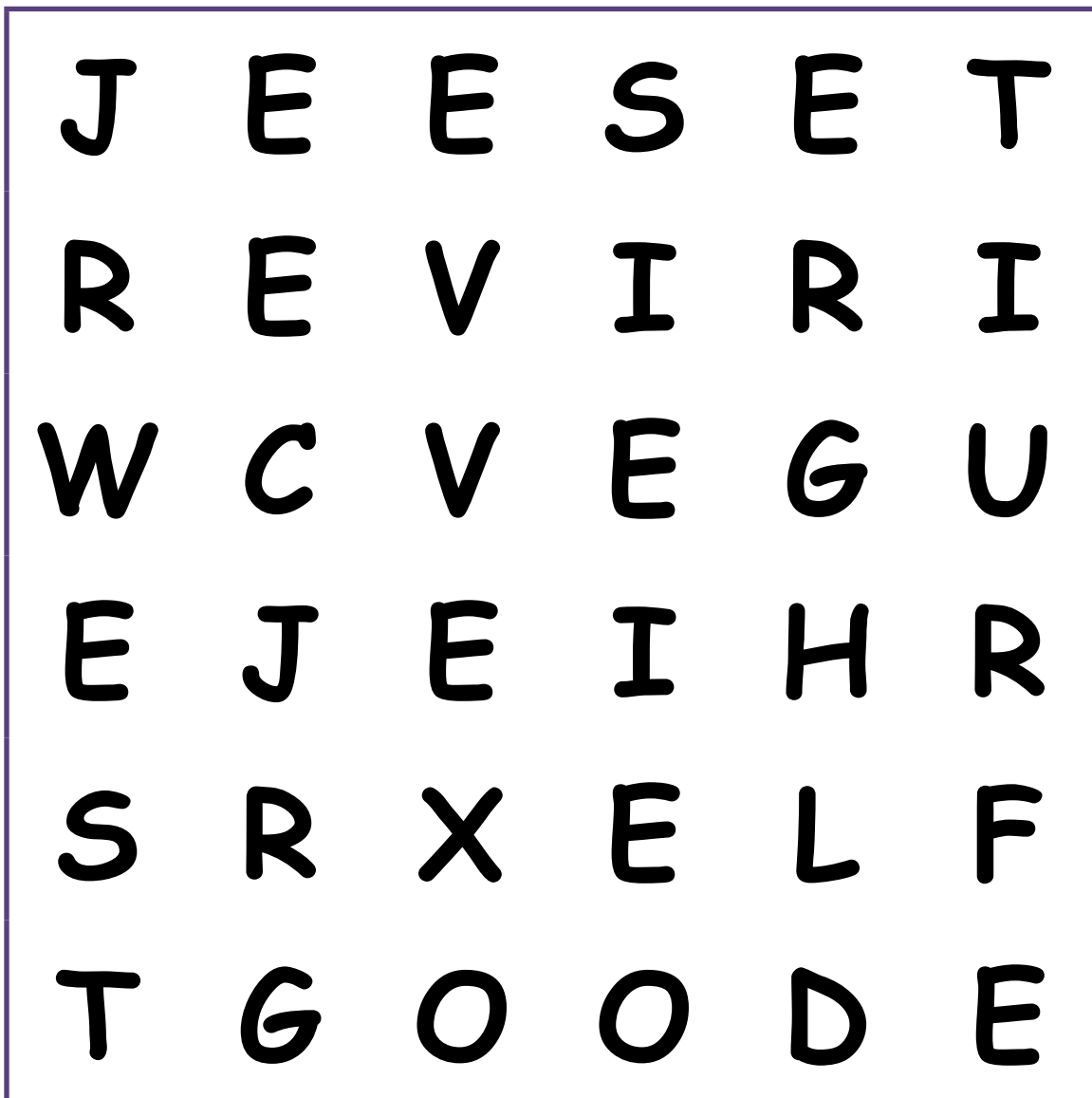


5. What did Elohim place in the Garden of Eden to prevent Adam and Hawwah from returning to the garden? (3:24)



WORD SEARCH

Search for the hidden words from this week's parsha.



TREE

RIVER

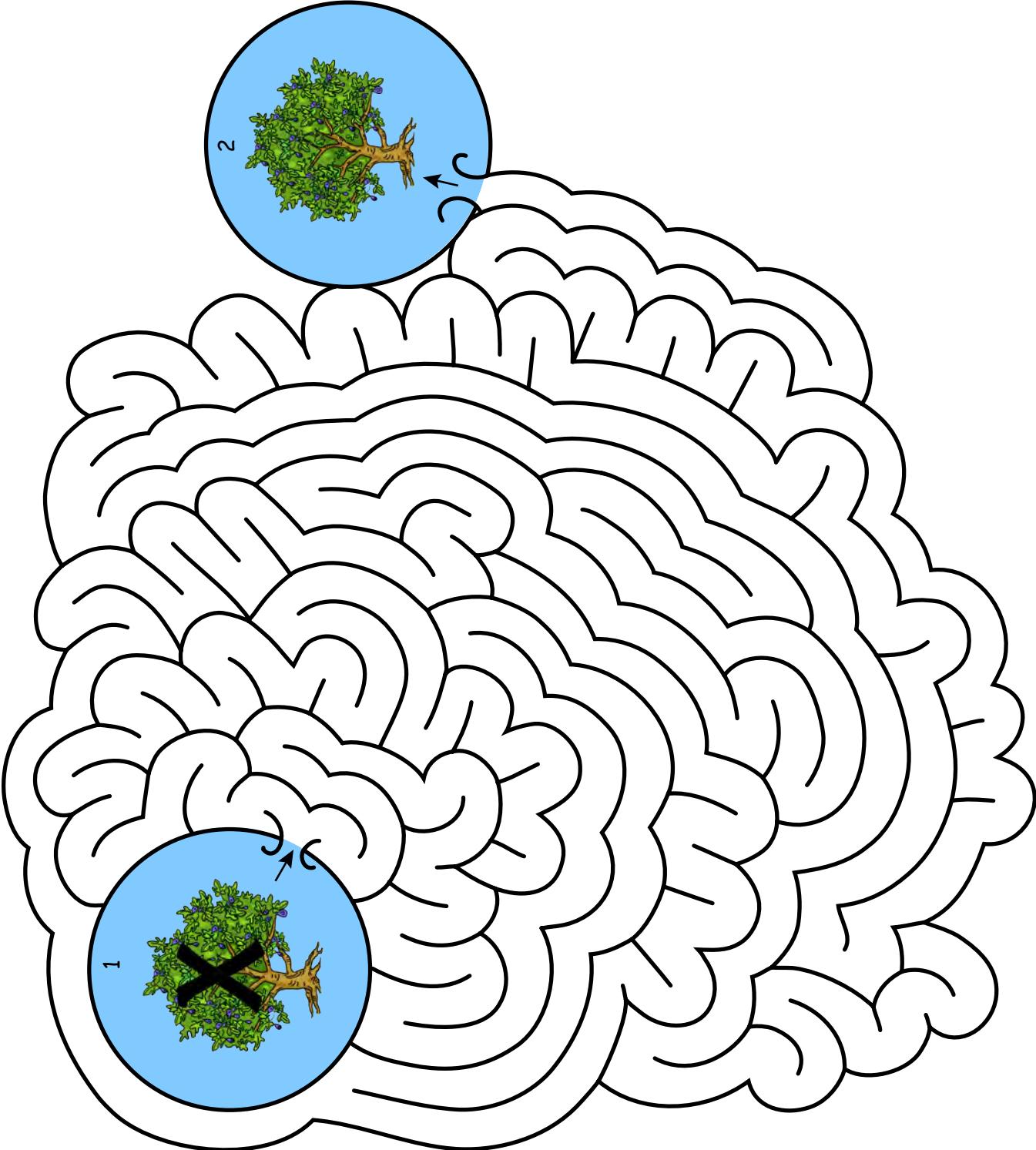
GOOD

EVIL

FRUIT



MAZE



Precious Possessions

CRAFT

Materials:

- Cardstock - white
- Paint stick - 5 gallon (21")
- Craft sticks - jumbo (2)
- Bubble wrap
- Marker or paint - silver
- Rubbers bands (2)
- Double-sided tape
- Clear tape
- Glue or Tacky glue
- Scissors
- Coloring pencils, crayons or markers
- Craft Templates: A, B, C, D (BW) or E, F, G, H (color)

Parent/Teacher Preparation:

- Print Craft Templates of choice on white cardstock.

Flaming Sword

Genesis 3:24



Instructions for the Craft:

- If using BW Templates, color using medium of choice.
- Cut out all Template pieces. (P1)

Connecting the Flames


- Place double-sided tape on the ends of the top flames. (P2)
- Connect the bottom flame to the top flame - make sure that the patterns line up. (P3a, P3b)



P1



P2



P3a



P3b

Instructions for the Craft Cont'd:

Making the Sword Handle

- Using silver marker or paint, color the 2 jumbo popsicle sticks on one side and the paint stick on both sides. Note that only 1/3 of the paint stick needs to be colored and one side of the paint stick may have writing on it so make sure you cover it up. (P4)
- Wrap bubble wrap around the paint stick one time and tape the ends - more than that will make it difficult to glue the 2 flames sides to each other. (P5)
- Lay the bubble wrapped paint stick onto the back of one side of the flames for correct handle position and placement. (P6)
- Using glue, spread onto one side of the bubble wrap and adhere to the flames. (P6)
- Now, spread glue onto the other side of the bubble wrap. (P7)


Connecting the Flames

- Spread glue to the edges and tips of the other flame on the back side. (P8)
- Place this side onto the flame with the bubble wrap making sure to connect all the tips and edges securely. (P9)
- Allow to dry.

Adding the Guard

- Run glue along the edge of the flame and place one craft stick over it making sure that the ends are even. (P10)
- Repeat this step for the other side. (P11)
- Allow to dry.

You now have a visual representation of the flaming sword that turned and blocked the way to the Tree of Life.



P4



P5



P6

P7



P8



P9




P10




P11


Craft Template A




Craft Template B




Craft Template C








Craft Template E



Craft Template F









Sweetness of Torah

SWEET SOUNDS OF TORAH

(Sing Praises to His Name)

Here is the link for this song:

https://www.podomatic.com/podcasts/steveberkson/episodes/2019-10-20T05_00_00-07_00

Sing to the tune of "The Farmer in the Dell"

The Adam and Hawwah (Eve) Song

Yah made the universe
Yah made the universe
He saw that it was very good
Yah made the universe

Then Yah created man
Then Yah created man
He made Adam in His likeness
Yes Yah created man

Yah made the woman next
Yah made the woman next
He took a rib from Adam's side
Yah made the woman next

Yah placed them in Eden
Yah placed them in Eden
He said all this is yours to guard
Yah placed them in Eden

But please don't eat one fruit
But please don't eat one fruit
Just please don't eat that fruit you see
Oh, please don't eat that fruit



The serpent tricked the woman
The serpent tricked the woman
He told her she could eat that fruit
The serpent tricked the woman

She ate forbidden fruit
She ate forbidden fruit
She shared the fruit with her husband
They ate forbidden fruit

Yahweh was very sad
Yahweh was very sad
He told them they would have to leave
Oh, Yah was very sad

And that's how things went wrong
And that's how things went wrong
Their lives became so very hard
Yes, that's how things went wrong

SWEET TASTE OF TORAH

This snack relates to this week's parsha. Please take these as suggestions and make necessary changes based on your individual dietary needs.

2 Trees

Genesis 2:9



Ingredients:

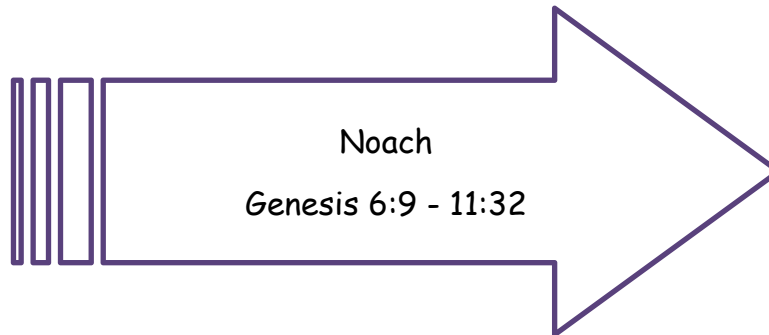
- 1 banana (represents tree trunk)
- 9 small orange slices (represents sand)
- 12 green apple or kiwi slices (represents leaves)
- 4 grapes or cherries (represents fruit)

Instructions:

Slice banana in half and arrange to make 2 separate tree trunks. Arrange orange slices below tree trunks to represent sand. Arrange apple or kiwi slices around top of trunk to represent tree's leaves. Place 2 grapes or cherries to hang from leaves for each tree.

Next Week's Treasure Hunt

Next Week's Torah Portion



Suggested Reading Schedule

Monday:	Gen. 6:9-22	Yahweh tells Noah to build an ark
Tuesday:	Gen. 7	The story of the flood
Wednesday:	Gen. 8:1-19	The flood is over
Thursday:	Gen. 8:20 - 10:32	The covenant of the rainbow; Noah's drunkenness; Genealogy of Noah's sons
Friday:	Gen. 11	The Tower of Babel; The genealogy of Shem to Abram