

# Bereshith

"In (the) beginning..."

Genesis 1:1 - 6:8  
Katan Bet/Gadol



In This Edition:

1.2 - "Where Are You?"  
Genesis 2:8-17; 3:1-24



---

# Parsha Pearls

---

## INTRODUCING PARSHA PEARLS

Don't we all like to start a book at the beginning? It wouldn't make sense to start a book half-way through or at the end because then we won't get a true picture of what the story is all about. We will only get part of the picture or maybe very little and that is why Yahweh introduces His story with the words, "In (the) Beginning". In Hebrew the word is **Bereshith**. We will learn many Hebrew words as we study Yahweh's Word through the parshas and hopefully we will commit them to memory and use them when we speak to our friends, parents and Sabbath school teachers. **Parsha** is another word to know. It means 'portion or divide' and we will have a weekly Scripture portion to go through the Torah cycle. Torah is another word to know. **Torah** means 'teaching and instruction' and generally refers to the first 5 books of the Scriptures also known as the books of Mosheh (Moses). Don't worry if this seems overwhelming. We'll take it week by week and rest assured you will have fun finding treasures in His Word.

Yahweh starts the Scriptures with the words, "In (the) Beginning" because He wants to give us a complete story of His journey with man. This is because He loves us and wants to let us know what He was doing way before you or I were ever born. As you read this lesson, you will look up the verses in the Scriptures, so we should always have our Scriptures near us when doing the parsha studies. When you read the words of the Scriptures, imagine that Yahweh Himself is talking to you. Yahweh is teaching you Himself! We should be excited to dig into His Word and learn some lessons from our Creator.

The Scriptures talk a lot about how we should see Yahweh's Word and how it is like hidden treasure, precious jewels, better than fine silver or gold. The Scriptures also teach us that "it is the esteem of man to search out His Word and the glory of Yahweh to reveal it to us." We are told that we are Yahweh's treasured possession and so let us be like the Bereans who searched the Scriptures daily. May we always be excited, honored and humbled to know Him and treasure up His Torah in our hearts, our minds and with all our might!

So let's get digging and take a journey with Yahweh to explore the Scriptures through the parshas.



# BERESHITH OVERVIEW

## "In beginning"... Bereshith

Today, we are starting the 1<sup>st</sup> book of the Torah, called Bereshith, which means 'in beginning' because the parsha starts with the words, "In (the) beginning." In English, the 1<sup>st</sup> book of the Torah is called *Genesis*, which means coming into being, or the generations of heaven and earth.

Our 1<sup>st</sup> year's journey through the book of Bereshith will give us a glimpse into the creation of our beautiful earth; and as we witness the flood we will gain a valuable lesson about how important it is that we follow Yahweh. We will then be introduced to each of our patriarchs and read their life-stories. Bereshith will end with Ya'aqob blessing all his 12 sons; then when we dig into the book of Shemoth/Exodus we'll see what happens to them.

Because each parsha is so rich in information, we will only be able to examine certain parts of each parsha per lesson. We do encourage parents and their children to do their own studies. In future years, we will fill in the pieces from each parsha that we did not cover previously.

**Here is a breakdown of the 12 parashot in the book of Bereshith:**

- Bereshith (In (the) beginning) - Ch. 1-6
- Noach (Noah) - Ch. 6-11
- Lech Lecha (Go or Leave) - Ch. 12-17
- Vayera (He appeared) - Ch. 18-22
- Chayei Sarah (Sarah lived) - Ch. 23-25
- Toldot (Generations) - Ch. 25-28
- Vayetze (He went out) - Ch. 28-32
- Vayishlach (He sent) - Ch. 32-36
- Vayeshev (He settled) - Ch. 37-40
- Miketz (At the end) - Ch. 41-44
- Vayigash (He approached) - Ch. 44-47
- Vayechi (He lived) - Ch. 47-50

We pray that you will be blessed as we begin our study in the 1<sup>st</sup> book of the Torah. Let's dig in!

**SHALOM FROM YMTOI/MTOI**



---

# Table of Contents

---

Parsha Pearls is a comprehensive resource that allows for complete customization by the parent. We understand that if you were to strive to accomplish all aspects of each lesson in one day it would be unrealistic and also overload for the child. It is our intention that this be used 'a la carte' so that it suits your specific needs. Our site caters to printing only the pieces you choose.

This page will provide quick links to get to the portion of the document for which you are looking. When you hover over the title a finger will appear. Click on it and you will be taken directly to that page.

If you are new to Parsha Pearls, we have created an [Introduction](#) document outlining how to use our lessons, as well as a [Scriptural Inspiration](#) document, which explains our titles and the Scriptural inspiration for them. We pray that Parsha Pearls blesses your home and that your children will grow to love the Word and to never depart from keeping Torah. As always, feel free to email us at [parshapearls@mtoi.org](mailto:parshapearls@mtoi.org) if you have any questions.

➤ Introducing Parsha Pearls	2
➤ Bereshith Overview	3
<b>Pearl Seeking</b> (The Main Lesson) . . . . .	<b>5</b>
➤ Treasuring His Word (Overview of the Parsha)	5
➤ Parsha Points (Main Lesson Content)	5
➤ Digging Deeper (Thought Provoking Questions)	8
<b>Searching Out Hebrew</b> (Reading & Writing) . . . . .	<b>9</b>
➤ Words	9
➤ Numbers	9
➤ Word Match	10
➤ Flashcards	11
➤ Writing Hebrew	13
<b>Counting What You Gained</b> (Worksheets) . . . . .	<b>15</b>
➤ Storing Up Treasure in My Heart (Memory Verse)	15
➤ Seeking Treasure (Questions from the Parsha)	17
➤ Word Search	19
➤ Crossword Puzzle	21
➤ Maze	23
<b>Precious Possessions</b> (Arts & Crafts) . . . . .	<b>24</b>
➤ Notebook Page	24
➤ Coloring Page	31
<b>Sweetness of Torah</b> . . . . .	<b>32</b>
➤ Sweet Sounds of Torah (Song Corresponding to the Parsha)	32
➤ Sweet Taste of Torah (Snack Corresponding to the Parsha)	33
<b>Next Week's Treasure Hunt</b> (Looking Ahead to Next Week's Parsha) . . . . .	<b>34</b>



---

# Pearl Seeking

---

## TREASURING HIS WORD

Let's do a quick overview of the entire Torah portion:

Monday:	Gen. 1:1-26	Days 1-6 created
Tuesday:	Gen. 1:27 - 2:25	Man, woman and day 7 (Sabbath) created
Wednesday:	Gen. 3	The serpent and man's 1 <sup>st</sup> wrong decision
Thursday:	Gen. 4	Qayin murders Hebel; Genealogy of Qayin
Friday:	Gen. 5:1 - 6:8	Genealogy of Adam to Noah; Yahweh grieves in His heart



In this week's Parsha Pearls lesson, we will be covering the story of the Garden of Eden and our first introduction to humans. Now, let's read Gen. 2:8-17 & 3:1-24.

## PARSHA POINTS

- Yahweh Elohim planted a garden (**gan**) in Eden, and from the ground He caused to grow (2:8-9):
  - every tree (**etz**) that was pleasant to the sight, and good for food
  - the Tree of Life (**chai**) in the middle of the garden
  - the Tree of the Knowledge (**da'at**) of Good (**tov**) and Evil (**ra**)
- A river (**nahar**) went out of Eden to water the garden. It split into 4 (**arba**) riverheads. They were named (2:10-14):
  - Pishon
    - surrounds the land of Hawilah which has:
      - gold
      - bdellium (type of pearl/crystal derived from a tree's resin)
      - shoham stone (onyx)
  - Gihon
    - surrounds the land of Kush
  - Hiddeqel (Tigris)
    - goes east of Ashshur
  - Euphrates



- Elohim placed man in the garden to (2:15):
  - work it
  - guard it
- Yahweh Elohim commanded/told man (2:16-17):
  - NOT to eat of the Tree of the Knowledge of Good and Evil
  - that in the day they ate of that tree, they would certainly die
- The serpent (**nahash**) questioned the woman about Elohim's command to NOT to eat of every tree of the garden - 3:1
- The woman replied to the serpent that they were to (3:2-3):
  - NOT eat of the fruit of the tree which was in the midst of the garden
  - NOT touch it, as they would die
- The serpent assured the woman that if they ate the fruit (3:4-5):
  - they would NOT die
  - Elohim knew that the day they eat of that forbidden fruit that their eyes would be opened
  - they would be like Elohim
  - they would know good and evil
- The woman decided that (3:6):
  - the tree was good for food
  - the tree was pleasant to the eyes
  - the tree was desirable to make one wise
  - she would eat its fruit
  - she would give it to her husband also
- The man and woman (3:7-8):
  - had their eyes opened
  - knew that they were naked
  - sewed fig leaves together
  - made loin coverings for themselves
  - heard the sound of Yahweh Elohim walking in the garden
  - hid themselves from Yahweh Elohim's presence among the trees of the garden
- Yahweh Elohim called to Adam. Adam told Him that he hid himself because he was naked - 3:9-10



- Yahweh Elohim asked Adam (3:11):
  - "Who had revealed to him that he was naked?"
  - "Had he eaten of the tree which He had commanded them NOT to eat of?"
- Adam answered Yahweh Elohim, saying that the woman He had given him was the one who offered him the fruit, so he ate it - 3:12
- When Yahweh Elohim questioned the woman, she answered, saying that it was the serpent who had deceived her, and that is why she ate the fruit - 3:13
- Yahweh Elohim cursed the serpent more than any other livestock or beast of the field. From then on, it would have to move on its belly and eat the dust of the earth all the days of its life - 3:14
- Yahweh Elohim then addressed the serpent and woman, declaring that (3:15):
  - there would be enmity between it and the woman
  - there would be enmity between its seed and her Seed
  - he shall crush your head and you shall crush His heel
- Yahweh Elohim also told the woman that (3:16):
  - she would have an increase in sorrow and conception
  - she would bring forth children in pain
  - her husband would rule over her
- Yahweh Elohim told the man that (3:17-19):
  - the ground would now be cursed, because he listened to the voice of his wife and ate of the tree which He commanded them NOT to eat of
  - in toil he would eat of the ground all the days of his life
  - the ground would bring forth thorns and thistles
  - by the sweat of his brow he would eat bread until he would return to the ground (death)
  - he was made from dust, and to dust he would return (death)
- Adam then named his wife Hawwah because she became the mother of all living - 3:20
- Yahweh Elohim made coats of skin to dress Adam and Hawwah - 3:21
- Eating of the forbidden tree had caused man to know good and evil; now, if he ate of the Tree of Life, he would live in that state forever. So Yahweh Elohim sent him out of the garden - 3:22-23
- Yahweh Elohim then placed kerubim at the east of the Garden of Eden, and a flaming sword which turned every way to guard (prevent) the way to the Tree of Life - 3:24



# DIGGING DEEPER

Parents/Teachers may choose to use these prompts for further discussion of the Torah portion.

- Research where the rivers are that are mentioned in Chapter 2.
- Discuss who the serpent was in Chapter 3. Is he the father of lies, HaSatan? Read Ezek. 28:13, Rev. 12:9; 20:2 for further support.
- Notice that the serpent told the woman that they would NOT die if they ate the fruit in 3:4, but in 2:16 Elohim warned that they would surely die. Why do you think the woman believed the serpent?
- What do you think Elohim meant when He asked Adam, "Where are you?" (3:9)
- Discuss the meaning of the Messianic verse found in Gen. 3:15.
- In Gen. 1:26 and 3:22 Elohim uses the word 'Us.' Who or what is that referring to?





# Searching Out Hebrew

Parents/Teachers can print out the '[Hebrew Pronunciation Guide](#)' to help with the pronunciation of Hebrew names and words. They can be cut out and used in conjunction with the Flashcards.

## WORDS

Parents/Teachers see the following page for 3 x 5 card cut outs of the words from this week's parsha. If printed on cardstock, they can be kept in a box to reinforce learning.

Gan ( גן ) - garden

Etz ( עץ ) - tree

Chai ( חי ) - life

Da'at ( דעת ) - knowledge

Tov ( טוב ) - good

Ra ( רע ) - evil

Nahar ( נהר ) - river

Nahash ( נחש ) - serpent

## NUMBERS

Parents/Teachers can print out these numbers to have as additional resources. These can be found under the '[Resources](#)' tab on the YMTOI website.

4 - arba

# WORD MATCH

Match this week's Hebrew words to their correct definition.

Chai

Evil

Da'at

Garden

Etz

Good

Gan

Knowledge

Nahar

Life

Nahash

River

Ra

Serpent

Tov

Tree



# FLASHCARDS

עץ  
**Etz**  
tree

דעת  
**Da'at**  
da-at  
knowledge

גן  
**Gan**  
garden

חַי  
**Chai**  
life



רע

Ra

evil

נחש

Nahash

na-hash

serpent

טוב

Tov

good

נהר

Nahar

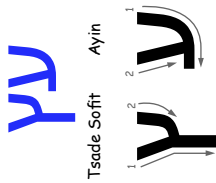
na-har

river

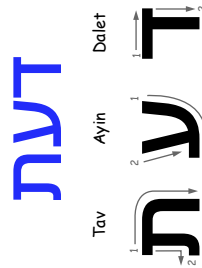


# WRITING HEBREW

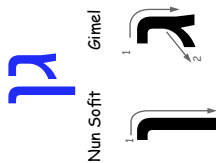
Etz (tree)



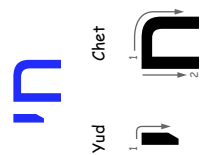
Da'at (knowledge)



Gan (garden)



Chai (life)



Tov (good)

טוב

Vav

Tet



Three horizontal lines for handwriting practice.

Ra (evil)

רע

Ayin

Resh



Three horizontal lines for handwriting practice.

Nahar (river)

נהר

Resh

Hey

Nun



Three horizontal lines for handwriting practice.

Nahash (serpent)

נחש

Shin

Chet

Nun



Three horizontal lines for handwriting practice.




# Counting What You Gained

This next section is intended to be reinforcement of the lessons learned during this parsha. Choose the activities that best fit your child.

## STORING UP TREASURE IN MY HEART


The Katan Bet and Gadol memory verse is *Genesis 3:15*. You can review the verse with them by reciting it out loud, acting it out, putting it to music... whatever works for you.



And I put enmity between you and the woman, and between your seed and her Seed. He shall crush your head, and you shall crush His heel.

MEMORY VERSE

Use this space to draw a picture of the verse memorized.



Use this space to write out the verse memorized.

---

---

---

---

---

---

---

---

---

---

---





# SEEKING TREASURE




1.

What 2 famous trees were placed in the Garden of Eden?

---

---

(2:9)



2.

What are the 4 rivers that ran through the Garden of Eden?

---

---

---

---

(2:11-14)



3.

What was unique about the serpent/nahash?

It could \_\_\_\_\_.

(3:1)



4.


What were the 3 things that attracted the first woman to the tree?

---

---

---

(3:6)



5.

What leaf did Adam and his wife sew for themselves to make the very first clothing?

Circle the correct choice.

elephant ear    banana leaves

fig leaves    palm leaf

(3:7)



6a.

Who did Adam blame for causing him to eat the fruit?

Circle the correct choice.

woman    serpent

Satan    himself

(3:12)



6b.



Who did the first woman blame for causing her to eat the fruit?

Circle the correct choice.

man      serpent

Satan      herself

(3:13)

8.



What did Adam call his wife?

\_\_\_\_\_

What does this name mean?

\_\_\_\_\_

(3:20)

10.



What did Elohim place in the Garden of Eden to prevent them from returning to the garden?

Circle the correct choices.

kerubim      armed soldiers

flaming sword      electrical current

(3:24)

7.



What was the serpent's punishment?

Because you have done this, you are

\_\_\_\_\_ more than all

livestock and more than every beast of the


field. On your \_\_\_\_\_ you are to

go, and eat \_\_\_\_\_ all the

days of your \_\_\_\_\_.

(3:14)

9.



What was the woman and the man's punishment?

Circle the correct choices.

ground would produce thorns and thistles

difficulty in childbirth

to dust they would return

headaches


toothaches

(3:16-19)



# WORD SEARCH

Search for the hidden words from this week's parsha.




EDEN  
 TREE  
 GIHON  
 CRAFTY  
 LOIN COVERINGS  
 CRUSH  
 ENMITY

GARDEN  
 RIVERHEADS  
 HIDDEQEL  
 FRUIT  
 NAKED  
 DUST  
 KERUBIM

SHOHAM STONE  
 PISHON  
 EUPHRATES  
 FIG LEAVES  
 BELLY  
 LIVESTOCK  
 FLAMING SWORD



# Answer Key



EDEN  
 TREE  
 GIHON  
 CRAFTY  
 LOIN COVERINGS  
 CRUSH  
 ENMITY


GARDEN  
 RIVERHEADS  
 HIDDEQEL  
 FRUIT  
 NAKED  
 DUST  
 KERUBIM

SHOHAM STONE  
 PISHON  
 EUPHRATES  
 FIG LEAVES  
 BELLY  
 LIVESTOCK  
 FLAMING SWORD



# CROSSWORD PUZZLE

Complete the crossword using words from this week's parsha.



## Across


3. The name of the 2<sup>nd</sup> river is \_\_\_\_\_.
4. On your \_\_\_\_\_ you are to go and eat dust all the days of your life.
7. The Tree of \_\_\_\_\_ was in the midst of the garden.
10. The river divided and became 4 \_\_\_\_\_.
12. The name of the 3<sup>rd</sup> river is \_\_\_\_\_.

## Down

1. They sewed \_\_\_\_\_ leaves together.
2. They made loin \_\_\_\_\_ for themselves.
5. The name of the 4<sup>th</sup> river is the \_\_\_\_\_.
6. A flaming \_\_\_\_\_ turned every way to guard the way to the Tree of Life.
8. The nahash said to the woman that she would not \_\_\_\_\_.
9. The name of the 1<sup>st</sup> river is \_\_\_\_\_.
11. Elohim planted a garden in \_\_\_\_\_.



# Answer Key



## Across


- The name of the 2<sup>nd</sup> river is **Gihon**.
- On your **belly** you are to go and eat dust all the days of your life.
- The Tree of **Life** was in the midst of the garden.
- The river divided and became 4 **riverheads**.
- The name of the 3<sup>rd</sup> river is **Hiddeqel**.

## Down

- They sewed **fig** leaves together.
- They made loin **coverings** for themselves.
- The name of the 4<sup>th</sup> river is the **Euphrates**.
- A flaming **sword** turned every way to guard the way to the Tree of Life.
- The nahash said to the woman that she would not **die**.
- The name of the 1<sup>st</sup> river is **Pishon**.
- Elohim planted a garden in **Eden**.



# MAZE



# Precious Possessions

## NOTEBOOK PAGE

### Materials:

- Cardstock - white
- Felt - various shades of green (for leaves)
- Small purple pompoms (for fruit)
- Curling ribbon - red (for tongue)
- Double-sided foam dimensional (for serpent)
- X-acto knife
- Puncturing tool
- Scissors
- Glue
- Coloring pencils, crayons or markers
- Optional: flower sequins (to embellish tree)
- Notebook Templates: Main Page & A (BW) or Main Page & B (color)

#### Parent/Teacher Preparation:

- Print Notebook Templates of choice on white cardstock.
- Depending on the skill of the child, you may need to cut out the felt leaves for the 2 trees.

### 2 Trees

Genesis 2:8-17; 3:1-24



### Instructions for the Notebook Page:

- If using BW Templates, color using medium of choice.
- Cut out all Template pieces. (P1)
- Trace the leaves onto felt. (P2)
- Using an X-acto knife or scissors, cut out the leaves. Cut as many pieces as you desire. We cut 4 for each tree and used 4 shades of green.



P1



P2



## Instructions for the Notebook Page cont'd:

### Top of Main Page (Tree of the Knowledge of Good and Evil)

#### • **Serpent**

- Snip off a 2" piece of red curling ribbon.
- Remove the paper on one side of the foam dimensionals and adhere to the back of the serpent. (P3)
- Glue the 'tongue' to the back of the serpent. (P3)
- Remove the paper on the other side of the foam dimensionals and position the serpent onto the Main Page to the left of the Tree of the Knowledge of Good and Evil. (P4)

#### • **Tree**

- Glue the pre-cut green felt leaves onto the tree where desired. (P5)
- Glue purple pompoms to the fruit as desired. (P5)
- Optional: Add sequins such as flowers to the tree.

#### • **Hebrew Word**

- Write the following directly on the Main Page or on a piece of colored cardstock and glue to the page: (P6, P7)

1. **Etz Da'at Tov Ra**
2. **עץ דעת טוב רע**
3. **Tree of the Knowledge of Good and Evil**



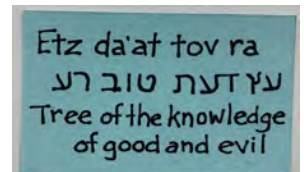
P3



P4



P5



P6



P7

## Instructions for the Notebook Page cont'd:

### Bottom of Main Page (Tree of Life)

- **Tree**

- Glue the pre-cut green felt leaves onto the tree where desired. (P8)
- Glue purple pompoms to the fruit as desired. (P8)
- Optional: Add sequins such as flowers to the tree.

- **Flaming Sword**

- Using a puncturing tool, poke a hole through the middle stone on the sword. (P9)
- Line up the bottom of the sword with the end of the tree trunk and poke a hole through the Main Page. (P10)
- Insert a brad through the sword and Main Page. Open up the legs on the back of the page to secure. (P11)
- Make sure that the sword can turn to the left or right to guard the way to the Tree of Life. (P12)


- **Hebrew Word**

- Write the following directly on the Main Page or on a piece of colored cardstock and glue to the page: (P13, P14)
  1. **Etz Chai**
  2. **עץ חַי**
  3. **Tree of Life**

*You now have a visual representation of the serpent in the Garden of Eden near the Tree of the Knowledge of Good and Evil as well as the flaming sword which turned each way to block the way to the Tree of Life.*




P8



P9



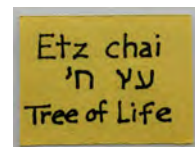
P10



P11



P12





P13





P14











# Sweetness of Torah

## SWEET SOUNDS OF TORAH

(Sing Praises to His Name)

Here is the link for this song:

[https://www.podomatic.com/podcasts/steveberkson/episodes/2019-10-20T05\\_00\\_00-07\\_00](https://www.podomatic.com/podcasts/steveberkson/episodes/2019-10-20T05_00_00-07_00)

Sing to the tune of "The Farmer in the Dell"

### The Adam and Hawwah (Eve) Song

Yah made the universe  
Yah made the universe  
He saw that it was very good  
Yah made the universe

Then Yah created man  
Then Yah created man  
He made Adam in His likeness  
Yes Yah created man

Yah made the woman next  
Yah made the woman next  
He took a rib from Adam's side  
Yah made the woman next

Yah placed them in Eden  
Yah placed them in Eden  
He said all this is yours to guard  
Yah placed them in Eden

But please don't eat one fruit  
But please don't eat one fruit  
Just please don't eat that fruit you see  
Oh, please don't eat that fruit



The serpent tricked the woman  
The serpent tricked the woman  
He told her she could eat that fruit  
The serpent tricked the woman

She ate forbidden fruit  
She ate forbidden fruit  
She shared the fruit with her husband  
They ate forbidden fruit

Yahweh was very sad  
Yahweh was very sad  
He told them they would have to leave  
Oh, Yah was very sad

And that's how things went wrong  
And that's how things went wrong  
Their lives became so very hard  
Yes, that's how things went wrong



# SWEET TASTE OF TORAH

This snack relates to this week's parsha. Please take these as suggestions and make necessary changes based on your individual dietary needs.

## 2 Trees

Genesis 2:9



### Ingredients:

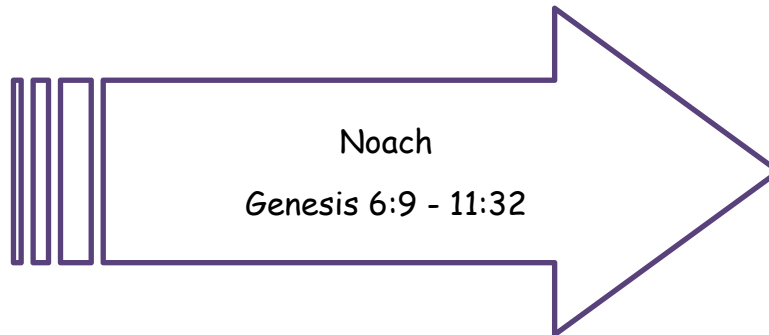
- 1 banana (represents tree trunk)
- 9 small orange slices (represents sand)
- 12 green apple or kiwi slices (represents leaves)
- 4 grapes or cherries (represents fruit)

### Instructions:

Slice banana in half and arrange to make 2 separate tree trunks. Arrange orange slices below tree trunks to represent sand. Arrange apple or kiwi slices around top of trunk to represent tree's leaves. Place 2 grapes or cherries to hang from leaves for each tree.

# Next Week's Treasure Hunt

## Next Week's Torah Portion



## Suggested Reading Schedule

Monday:	Gen. 6:9-22	Yahweh tells Noah to build an ark
Tuesday:	Gen. 7	The story of the flood
Wednesday:	Gen. 8:1-19	The flood is over
Thursday:	Gen. 8:20 - 10:32	The covenant of the rainbow; Noah's drunkenness; Genealogy of Noah's sons
Friday:	Gen. 11	The Tower of Babel; The genealogy of Shem to Abram