

Noach

"Noah"

Genesis 6:9 – 11:32

Katan Aleph



In This Edition:

2.1 - It's Raining, It's Pouring!

Genesis 6:5 – 9:17



Table of Contents

Parsha Pearls is a comprehensive resource that allows for complete customization by the parent. We understand that if you were to strive to accomplish all aspects of each lesson in one day it would be unrealistic and also overload for the child. It is our intention that this be used 'a la carte' so that it suits your specific needs. Our site caters to printing only the pieces you choose.

This page will provide quick links to get to the portion of the document for which you are looking. When you hover over the title a finger will appear. Click on it and you will be taken directly to that page.

If you are new to Parsha Pearls, we have created an [Introduction](#) document outlining how to use our lessons, as well as a [Scriptural Inspiration](#) document, which explains our titles and the Scriptural inspiration for them. We pray that Parsha Pearls blesses your home and that your children will grow to love the Word and to never depart from keeping Torah. As always, feel free to email us at parshapearls@mtoi.org if you have any questions.

Gem Seeking (The Main Lesson)	3
➤ Little Gems Story	3
➤ Little Gems Story Characters	5
Counting What You Gained (Worksheets)	19
➤ Storing Up Treasure in My Heart (Memory Verse)	19
➤ Seeking Treasure (Questions from the Parsha)	21
➤ Word Search	22
➤ Maze	23
Precious Possessions (Arts & Crafts)	24
➤ Craft	24
➤ Coloring Page	27
Sweetness of Torah	28
➤ Sweet Sounds of Torah (Song Corresponding to the Parsha)	28
➤ Sweet Taste of Torah (Snack Corresponding to the Parsha)	29
Next Week's Treasure Hunt (Looking Ahead to Next Week's Parsha)	30

Gem Seeking

LITTLE GEMS STORY

Parent/Teacher Preparation:

Please see the [Instructions for the Little Gems Story](#) on the YMTOI website. This will help you to understand how to prepare for the story.

It's Raining, It's Pouring!

Shalom children! Welcome back to another Shabbat. Do you remember what number day of the week today is? **(Allow children to answer.)** That's right! It is Day 7, the day Yahweh chose for us to rest and spend time learning about Him and worshipping Him. Let's count to 7 together. 1, 2, 3, 4, 5, 6, 7! **(Place numbers 1-7 on board as they are called out.)**

Last week, we talked about how the world was created. There was the 1st daddy, Adam, and the 1st mommy, Hawwah. **(Place Adam and Hawwah on board.)** And all the animals. **(Place animals from Bereishit on board.)** Well, today we are going to talk about something that happened many, many, many years later. Adam and Hawwah had children, and they had children, and so on. This is a story about one of their great-great-great-grandchildren. His name was Noah.

(Remove characters from board.)

This is Noah. **(Place younger Noah on board.)** He had a wife and 3 sons. **(Place Noah's wife and 3 sons on board.)** Noah's sons were called Shem, Ham and Yepheth. **(Point to each son as you say their names.)** Noah loved Yahweh and taught his children to love Him too. This made Yahweh happy. **(Place happy emoji on board.)** But in Noah's time, there were people who did not love Yahweh. **(Remove happy emoji from board)** This made Yahweh sad. **(Place sad emoji on board.)**

Yahweh told Noah that He wanted him to build a BIG boat called an ark. It had to be big enough to hold 2 of every unclean animal He made, like large pigs and elephants. **(Place 1 pair of unclean animals on board.)** It also had to be big enough to hold 7 pairs of all clean animals, like cows and sheep. **(Place 7 pairs of clean animals on board.)** Yahweh was going to make it rain so much that there would be lots of water on the ground and even on the mountain tops. Yahweh told Noah that He was going to take care of Noah and his family. **(Remove younger Noah, Noah's wife and 3 sons from board.)**

It took Noah a long time to build an ark that big. **(Place large ark, older Noah and older wife on board.)** Noah and his wife got older and their sons got married. **(Place 3 sons and wives on board.)** The ark was finally ready. Noah waited for all the animals to get on the ark **(place animals from Bereshith and this parsha on ark)**, and then his family got on the ark too. **(Place family on ark.)** Yahweh closed the door and it began to rain. **(Remove emojis, all people and animals from board. Place cloud with raindrops on board.)**

It rained for 40 days and 40 nights. The water got higher and higher. **(Place waves under ark.)** Finally, the rain stopped. **(Remove cloud with raindrops from board.)** The sun came out. **(Place sun in sky.)** The water went down, and the ark rested on a mountain called Mt. Ararat. **(Remove large ark and waves, then place mountain on board and lay small ark over mountain.)** Noah wanted to see if it was safe to get out of the ark. He sent out a raven. **(Place raven in sky.)** He flew around but didn't find a place to rest. Next Noah sent out a dove **(Remove raven from board and place dove in sky)**, but the dove came back because there was no place for it to rest. **(Place dove near ark.)**

Seven days later, Noah sent out the dove again. **(Place dove back in sky.)** This time the dove came back with an olive branch. **(Place olive branch near dove.)** Noah brought the dove back into the ark. After 2 more months, it was finally dry enough for Noah, his family, and the animals to leave the ark. **(Place all people and animals on land.)** Yahweh was happy with Noah and his family, and Yahweh promised Noah He would not fill the whole world with water again. Yahweh put a rainbow in the sky **(place rainbow on board)** to show Noah He would always keep His promise. So children, whenever you see a rainbow in the sky, think of Yahweh and His promise that He made thousands of years ago and how much He loves us all and is very happy when we follow and obey Him. **(Place happy emoji on board.)**

Well children, we have come to the end of our story for today. We will see you next week for another exciting Little Gems story!

Noah's wife




Older wife



Hawwah



Younger Noah



Older Noah



Adam






Yepheth's wife



Shem's wife



Ham's wife




Yepheth



Shem



Ham




Clean animals



Olive branch



Raven




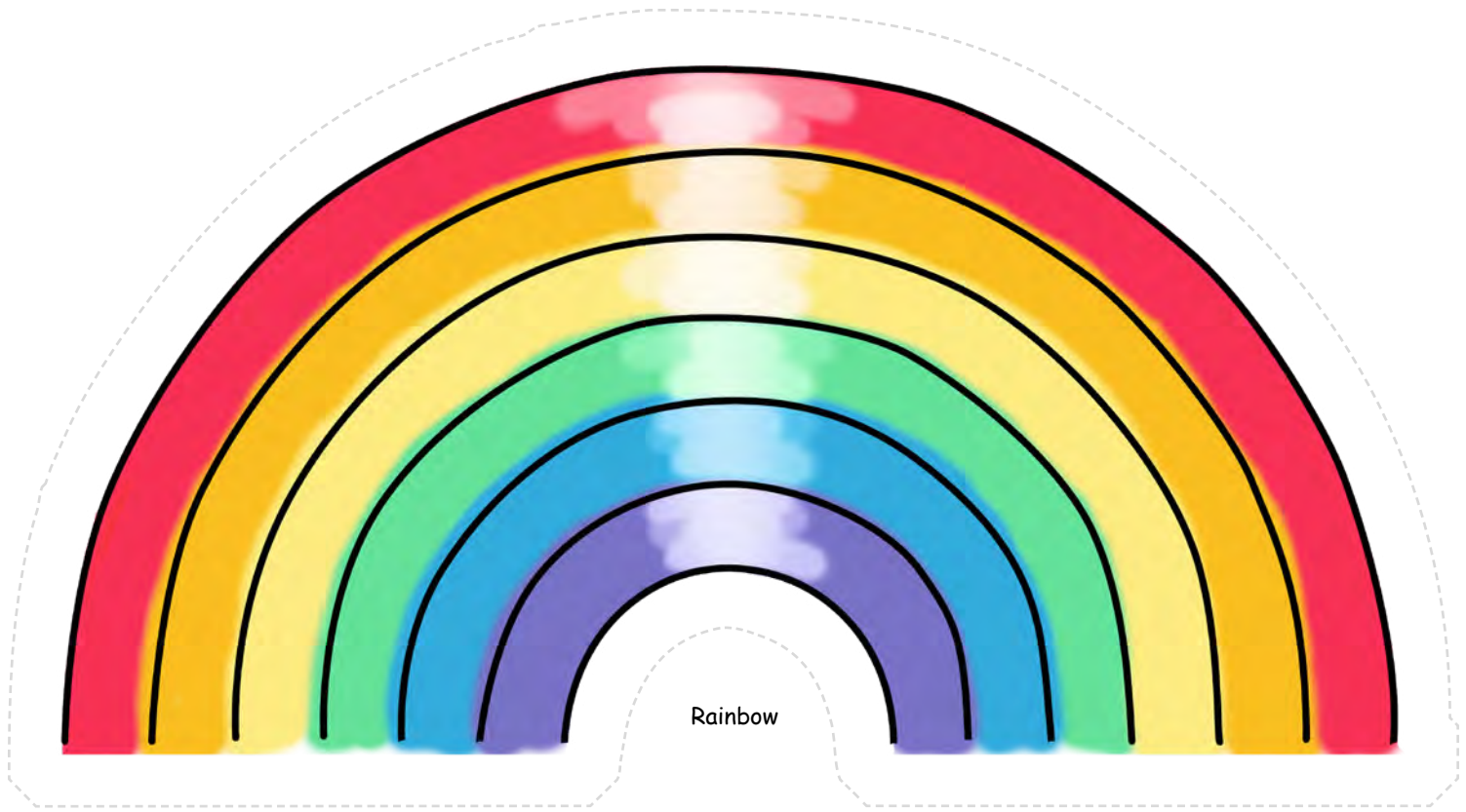
Unclean animals



Dove

Ark [Large]





1

2

3

4


5

6


7



Mt. Ararat




Waves



Ark [Small]


Sun



Happy emoji



Sad emoji



Animals from Bereishit

Noah's wife




Older wife



Hawwah



Younger Noah



Older Noah



Adam






Yepheth's wife



Shem's wife



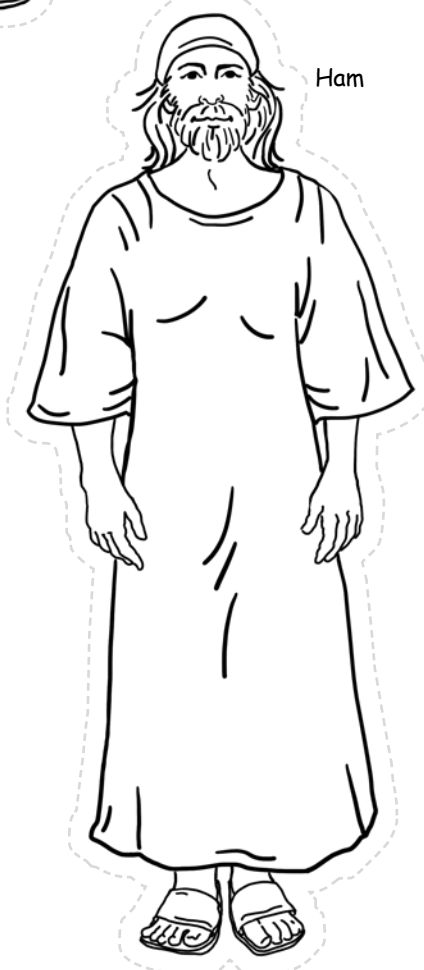
Ham's wife



Yepheth




Shem



Ham


Clean animals




Olive branch




Raven



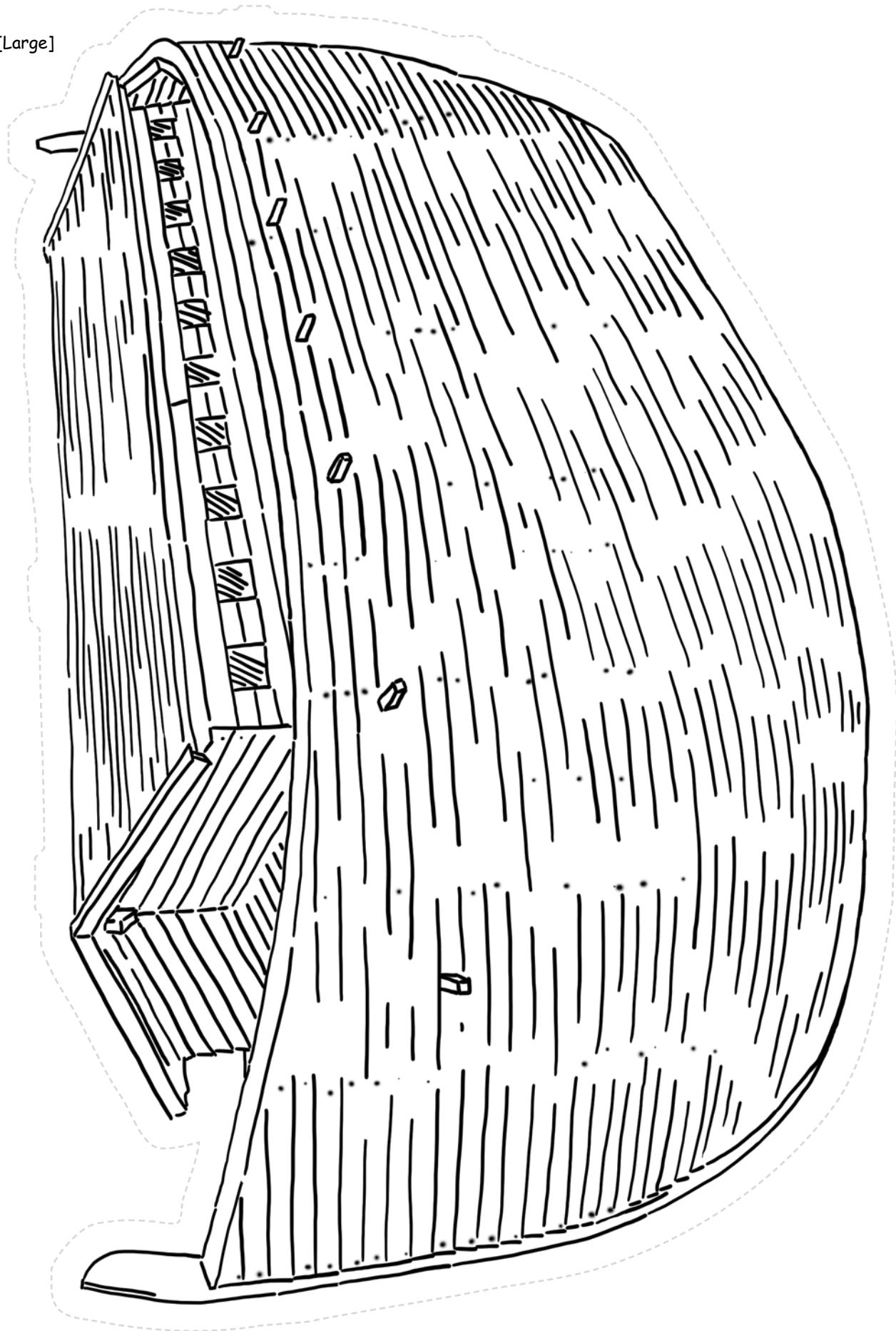
Dove



Unclean animals



Ark [Large]



Rainbow

Cloud with raindrops

1

2

3

4


5

6

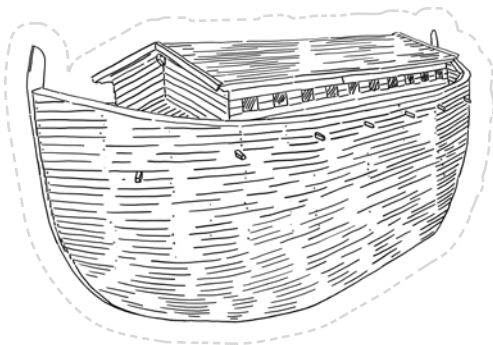
7



Mt. Ararat

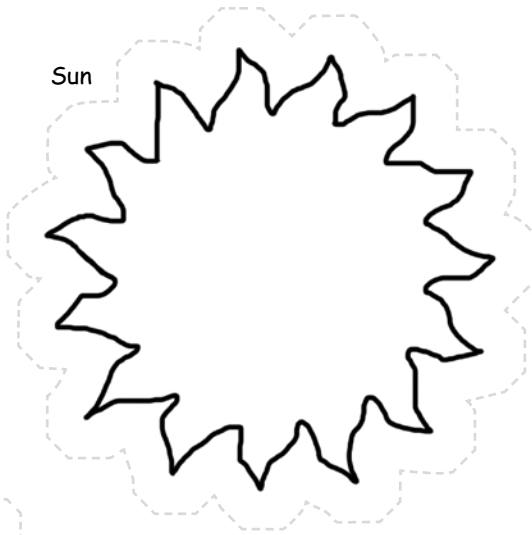


Waves



Ark [Small]


Sun



Happy emoji



Sad emoji



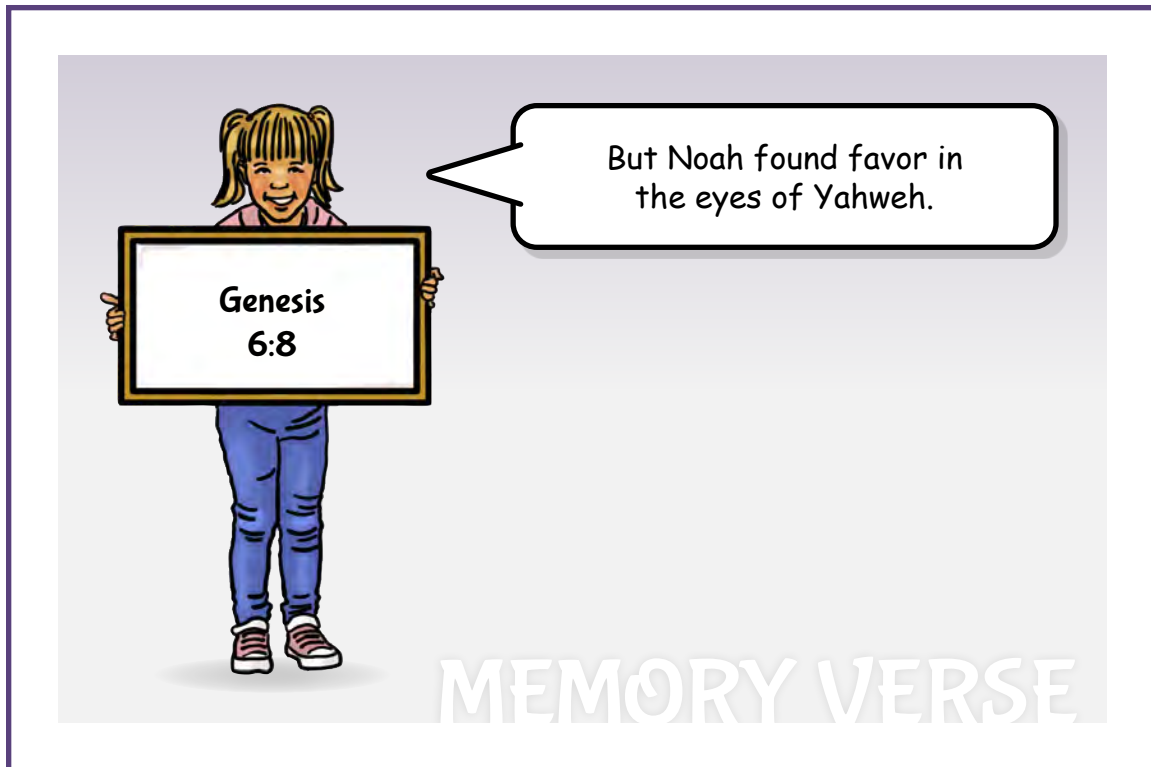
Animals from Bereishit

Counting What You Gained

This next section is intended to be reinforcement of the lessons learned during this parsha. Choose the activities that best fit your child.

STORING UP TREASURE IN MY HEART

The Katan Aleph memory verse for this Torah portion is Genesis 6:8. If they have not already done so, begin to help them to memorize the verse. Be creative and try acting it out, or putting it to music.



Use this space to draw a picture of the verse memorized.

Use this space to write out the verse memorized.

SEEKING TREASURE

Circle the correct choices.

1. What did Yahweh tell Noah to build? (6:14, 18)



2. How many pairs of each unclean animal did Noah put on the ark? (7:2)

1

2

4

7

3. How many pairs of each clean animal did Noah put on the ark? (7:2)

1

2

4

7

4. How many days did it rain? (7:4)

1

5

40

20

5. What animal returned to the ark with an olive branch? (8:11)



chicken



dove



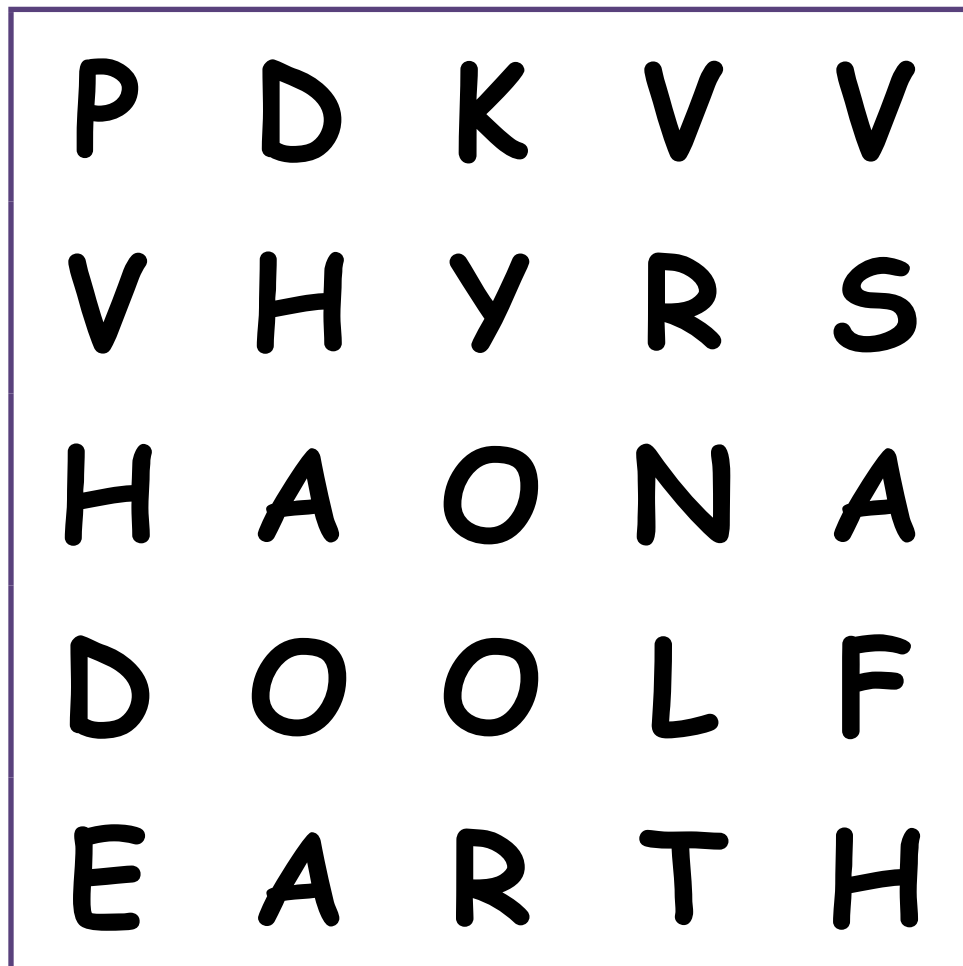
raven



seagull

WORD SEARCH

Search for the hidden words from this week's parsha.




ARK

EARTH

FLOOD

NOAH

MAZE



Precious Possessions

CRAFT

The Flood

Genesis 6:14 – 8:4

Materials:

- Copy paper
- Paper plates (2)
- Brad
- Puncturing tool
- Scissors
- Coloring pencils, crayons, markers or paint
- Craft Template A

Parent/Teacher Preparation:

Print Craft Template A on copy paper.



Instructions for the Craft:

- Cut out Craft Template A (A1 and A2 pieces). (P1)

1st Paper Plate

- Using the A1 piece, trace the shape onto the 1st paper plate, leaving a 1 1/2" border. (P2a, P2b)
- Cut out the shape. (P2c)
- Color or paint the top rim with colors of the rainbow. Remember ROY G BIV? (red, orange, yellow, green, blue, indigo, violet). (P3)



P1



P2a



P2b



P2c



P3

Instructions for the Craft Cont'd:

- Under the rainbow, along the wiggly lines, color or paint the plate green and brown to represent Mt. Ararat. (P4a, P4b)
- Below the green and brown, color or paint a blue line to represent the water. (P5b)
- Below the water line create a day-time or night-time sky using coloring medium of choice or paint. (P6-1, P6-2)
- Using blue puffy paint or coloring medium of choice, make rain drops in the sky. (P6-1, P6-2)
- Set aside 1st paper plate.

2nd Paper Plate

- Trace the ark (A2) onto the 2nd paper plate and cut it out. (P7a, P7b)
- Color or paint the ark brown. (P8-1, P8-2)
- Color or paint the bottom half of the plate blue to represent water. (P8-1, P8-2)
- If using paint, allow to dry.

Connecting the Plates

- Using a puncturing tool, poke a hole in the center of both plates and use a brad to attach them together with the ark on top. They will rotate showing the storm and the rainbow. (P9)

This craft represents the ark during the days of flooding and constant rain as well as when it rested on Mt. Ararat and Yahweh put the rainbow in the sky as a promise to never flood the entire earth again.




P4a




P4b



P6-1



P6-2



P7a



P7b



P8-1

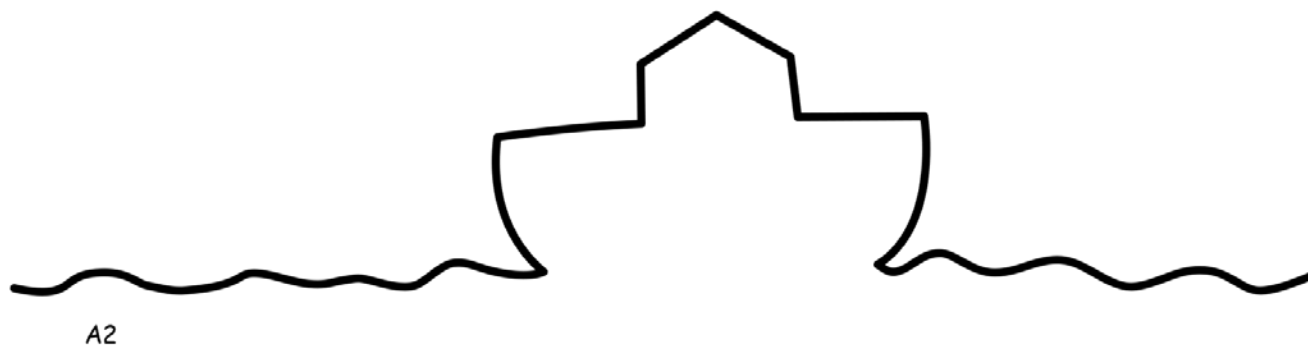
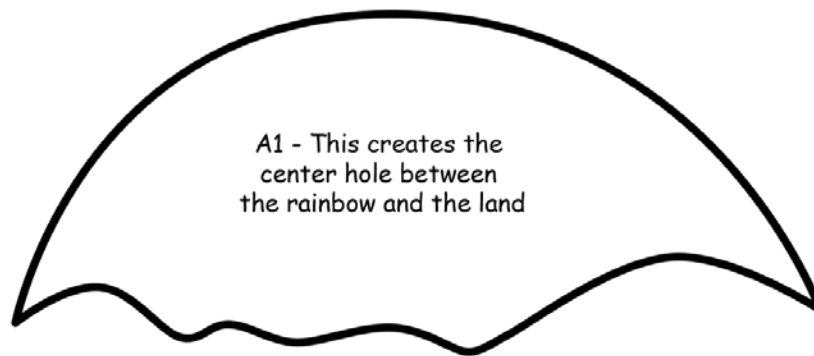



P8-2



P9

Craft Template A





Sweetness of Torah

SWEET SOUNDS OF TORAH

(Sing Praises To His Name)



Here is the link for this song:

https://www.podomatic.com/podcasts/steveberkson/episodes/2016-11-01T11_15_22-07_00

Sing to the tune of "Old MacDonald"

Before starting this song give each child a stuffed animal or picture of an animal that will be used for this song. When you get to the part in the song where you say that animal's name, touch a child on the head and have him raise his animal up high and name it. Then have the whole class sing the name of the animal and make its sound. The children should also distinguish clean pairs and unclean pairs. If there are 7 pairs of clean animals, that would make 14 of that animal. If there is 1 pair of unclean animals, that would make 2 of them.

Righteous Noah Built an Ark

Righteous Noah built an ark,
Arky, arky-o
And on his ark he had 2 dogs
Arky, arky-o

With a bark bark here
And a bark bark there
Here a bark, there a bark
Everywhere a bark, bark
Righteous Noah built an ark
Arky, arky-o

Righteous Noah built an ark,
Arky, arky-o
And on his ark he had 14 cows
Arky, arky-o

With a moo moo here
And a moo moo there
Here a moo, there a moo
Everywhere a moo moo
Righteous Noah built an ark
Arky, arky-o

Righteous Noah built an ark,
Arky, arky-o
And on his ark he had 2 pigs
Arky, arky-o

With a oink oink here
And a oink oink there
Here an oink, there an oink
Everywhere an oink oink
Righteous Noah built an ark
Arky, arky-o

Righteous Noah built an ark,
Arky, arky-o
And on his ark he had 14 sheep
Arky, arky-o

With a baa baa here
And a baa baa there
Here a baa, there a baa
Everywhere a baa baa
Righteous Noah built an ark
Arky, arky-o



SWEET TASTE OF TORAH

This snack relates to this week's parsha. Please take these as suggestions and make necessary changes based on your individual dietary needs.

The Rainbow Promise

Genesis 9:16



Ingredients:

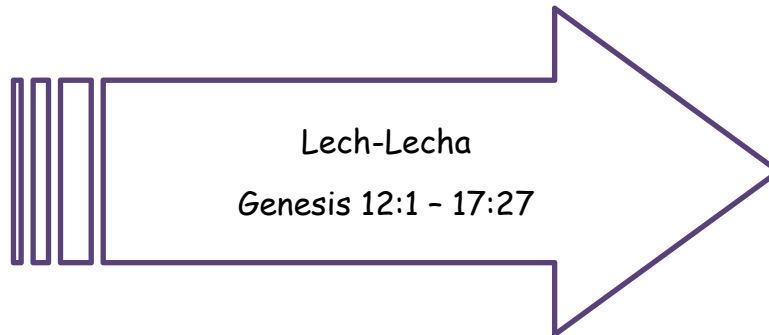
- Rainbow colored cereal (such as *Fruit Loops*)
- Animal cookies
- Pretzel sticks
- *Graham* crackers

Instructions:

This snack represents Noah's ark, the animals and the rainbow. Have the individual parts ready ahead of time so that they can be passed out easily. Allow the child to put the food in the right place to make the scene above. We used a piece of paper to create the scene on. The child can use that as the plate.

Next Week's Treasure Hunt

Next Week's Torah Portion



Suggested Reading Schedule

Monday:	Gen. 12	Yahweh appears to <u>A</u> bram; Sarai is taken to Pharaoh's house
Tuesday:	Gen. 13	<u>A</u> bram and Lot separate
Wednesday:	Gen. 14 -15	The battle between the 4 kings and the 5 kings; Lot's captivity and rescue; <u>M</u> alkitsede <u>q</u> and <u>A</u> bram's tithe; Yahweh establishes His covenants with <u>A</u> bram
Thursday:	Gen. 16	Yishma'el is born to Hagar
Friday:	Gen. 17	Yahweh re-establishes His covenant with <u>A</u> bram; Circumcision