

Parsha Pearls

Noach

"Noah"

Genesis 6:9 - 11:32

Katan Bet/Gadol



In This Edition:

2.2 - The Tower That Topped
Genesis 10 - 11



Table of Contents

Parsha Pearls is a comprehensive resource that allows for complete customization by the parent. We understand that if you were to strive to accomplish all aspects of each lesson in one day it would be unrealistic and also overload for the child. It is our intention that this be used 'a la carte' so that it suits your specific needs. Our site caters to printing only the pieces you choose.

This page will provide quick links to get to the portion of the document for which you are looking. When you hover over the title a finger will appear. Click on it and you will be taken directly to that page.

If you are new to Parsha Pearls, we have created an [Introduction](#) document outlining how to use our lessons, as well as a [Scriptural Inspiration](#) document, which explains our titles and the Scriptural inspiration for them. We pray that Parsha Pearls blesses your home and that your children will grow to love the Word and to never depart from keeping Torah. As always, feel free to email us at parshapearls@mtoi.org if you have any questions.

Pearl Seeking (The Main Lesson)	3
➤ Treasuring His Word (Overview of the Parsha)	3
➤ Parsha Points (Main Lesson Content)	3
➤ Digging Deeper (Thought Provoking Questions)	5
Searching out Hebrew (Reading & Writing).	6
➤ Words	6
➤ Numbers	6
➤ Word Match	7
➤ Flashcards	8
➤ Writing Hebrew	9
Counting What You Gained (Worksheets)	10
➤ Storing Up Treasure in My Heart (Memory Verse)	10
➤ Seeking Treasure (Questions from the Parsha)	12
➤ Word Search	14
➤ Crossword Puzzle	16
➤ Maze	18
Precious Possessions (Arts & Crafts)	19
➤ Notebook Page	19
➤ Coloring Page	27
Sweetness of Torah	28
➤ Sweet Sounds of Torah (Song Corresponding to the Parsha)	28
➤ Sweet Taste of Torah (Snack Corresponding to the Parsha)	29
Next Week's Treasure Hunt (Looking Ahead to Next Week's Parsha)	30



Pearl Seeking

TREASURING HIS WORD


Let's do a quick overview of the entire Torah portion:

Monday:	Gen. 6:9-22	Yahweh tells Noah to build an ark
Tuesday:	Gen. 7	The story of the flood
Wednesday:	Gen. 8:1-19	The flood is over
Thursday:	Gen. 8:20 - 10:32	The covenant of the rainbow; Noah's drunkenness; Genealogy of Noah's sons
Friday:	Gen. 11	The Tower of Babel; The genealogy of Shem to Abram

In this week's Parsha Pearls lesson, we will look into the genealogy of the sons of Noah and the scattering of the people at the Tower of Babel. We will also introduce our first patriarch: Abram. Now, let's read Gen. 10 & 11.

PARSHA POINTS

- The 3 (**shalosh**) sons of Noah who were born before the flood were (10:1):
 - Shem
 - Ham
 - Yepheth (Japheth)



Facts about Yepheth


- He had 7 (**sheva**) sons - 10:2
- From these 7, the coastland peoples of the nations were separated into their lands by clans, each according to their language - 10:5

Facts about Ham

- He had 4 (**arba**) sons - 10:6
- Ham's son Kush fathered Nimrod, who was a mighty one on the earth - 10:8
- Nimrod is described as a mighty hunter before Yahweh - 10:9
- His reign included Babel (Babel) and Ninewah (Ninevah) - 10:10-11
- Ham's son Mitsrayim brought forth the nation of the Philistines - 10:14
- Ham's son Kena'an brought forth nations such as the Yebusites, the Amorites and the Hiwwites, also known as the Kena'anites, who spread abroad - 10:15-18

Facts about Shem

- He had 5 (**chamesh**) sons - 10:22
 - He was the father of all the children of Eber - 10:21
 - Their dwelling place was a mountain of the east - 10:30
 - Abram and Lot are descendants of Shem - 11:26-27
-
- From all these clans, the nations were divided on the earth after the flood - 10:32
 - All the earth had one (**achat**) language (**saphah**) and one speech (**devarim**) - 11:1
 - They found a plain in Shinar (earlier name for Babel), and dwelt there - 11:2
 - They said to each other (11:3-4):
 - Let us make bricks and bake them
 - Let us build a city (**iyer**) for ourselves
 - Let us build a tower (**migdall**) whose top reaches the heavens
 - Let us make a name for ourselves so we are not scattered over all the face of the earth
 - Yahweh looked upon what they had done and knew that their plan was to overthrow His authority - 11:6
 - Yahweh Elohim decided to disrupt their plan and prevent them from finishing the city. So He confused their languages to make them scatter them over the face of the earth - 11:7-8
 - The name of the place was called Babel (meaning, 'to confuse') because there Yahweh turned their one language into many, so they could not understand one another. In this way He forced mankind to scatter over the face of all the earth - 11:9



Facts about Abram

- He was the son of Terah - 11:26
- He had 2 (**shtayim**) brothers - Nahor and Haran (Lot's father) - 11:27
- He married Sarai who was barren - 11:29-30
- He departed from Ur-kasdim with Sarai his wife, his father Terah, and his nephew Lot and his wife Milkah, and travelled to the land of Kena'an in Haran to dwell there - 11:31

DIGGING DEEPER

Parents/Teachers may choose to use these prompts for further discussion of the Torah portion.

- Follow the line of Ham. Which nations did they form?
- Research the biblical stories that feature the clans of the Kena'anites that tried to keep the Yisra'elites out of Kena'an.
- Why was Nimrod called the mighty hunter before Yahweh? Is this a compliment? Who was he hunting? Discuss Nimrod's connection to the Tower of Babel.
- What does Shem mean? Discuss the true meaning of 'reputation'.
- Genesis 11:5 states that Yahweh came down to see the city and the tower. Do you think this is figurative or literal? Did Yahweh already know what they were planning to do?
- What does the name Abram mean?



Searching out Hebrew

Parents/Teachers can print out the '[Hebrew Pronunciation Guide](#)' to help with the pronunciation of Hebrew names and words. They can be cut out and used in conjunction with the Flashcards.

WORDS

Parents/Teachers see the following page for 3 x 5 card cut outs of the words from this week's parsha. If printed on cardstock, they can be kept in a box to reinforce learning.

Saphah (שפה) - language

Devarim (דברים) - speech

Iyr (עיר) - city

Migdal (מגדל) - tower

NUMBERS

Parents/Teachers can print out these numbers to have as additional resources. These can be found under the '[Resources](#)' tab on the YMTOI website.

1 - achat

2 - shtayim

3 - shalosh

4 - arba

5 - chamesh

7 - sheva

WORD MATCH

Match this week's Hebrew words to their correct definition.

Devarim

City

Iyr

Language

Migdal

Speech

Saphah

Tower



FLASHCARDS

דברים

Devarim

Dev-a-rim

speech

מגדל

Migdal

Mig-dal

tower

שפה

Saphah

Sa-phah

language

עיר

Iyr

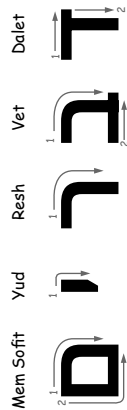
Iyr

city

WRITING HEBREW

Devarim (speech)

דברים



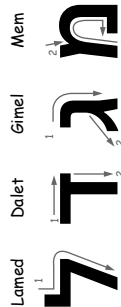
Saphah (language)

שפה



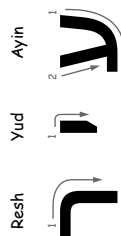
Migdal (tower)

מגדל



Iyr (city)

עיר

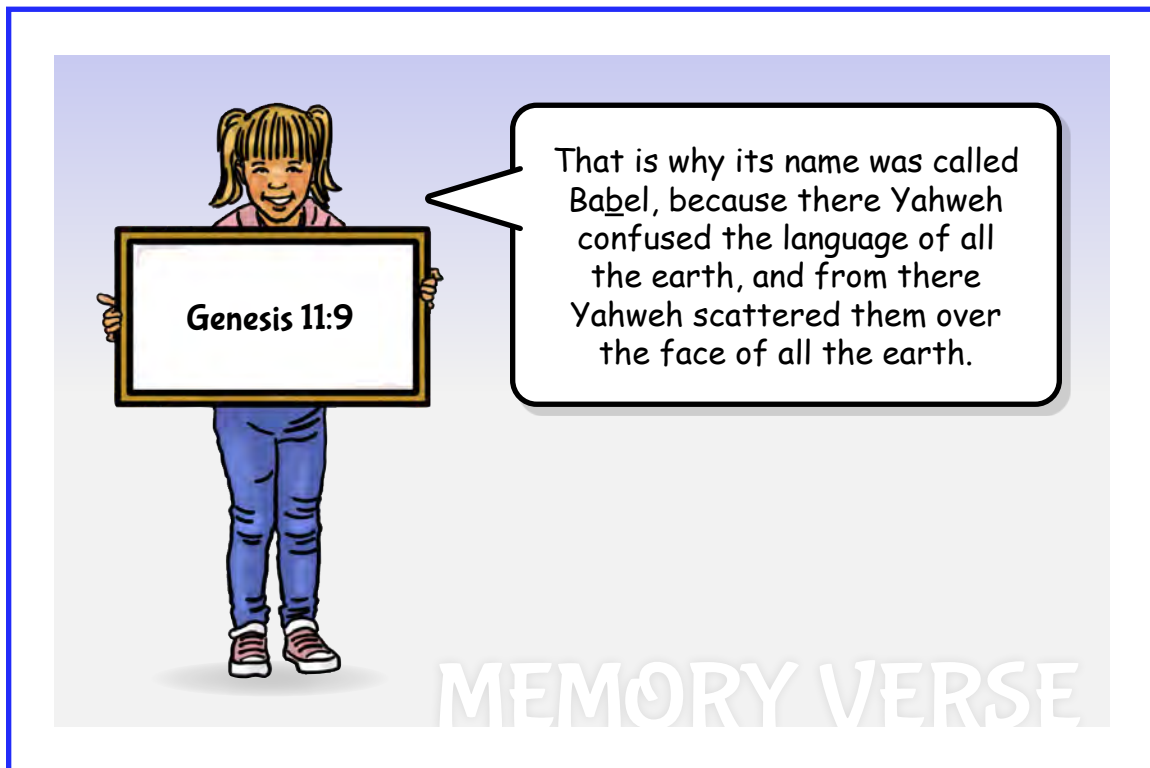


Counting What You Gained


This next section is intended to be reinforcement of the lessons learned during this parsha. Choose the activities that best fit your child.

STORING UP TREASURE IN MY HEART

The Katan Bet and Gadol memory verse is *Genesis 11:9*. You can review the verse with them by reciting it out loud, acting it out, putting it to music... whatever works for you.



Use this space to draw a picture of the verse memorized.



Use this space to write out the verse memorized.



SEEKING TREASURE

1.

The sons of Noah were
Shem, Bacon, and Yepheth.

T / F

(10:1)



2.

Yepheth had _____ sons.

Ham had _____ sons.

Shem had _____ sons.


(10:2, 6, 22)



3.

And _____ brought forth _____, he began to be a _____
_____ on the earth. He was a mighty _____ before Yahweh,
therefore it is said, "Like Nimrod, the mighty hunter before Yahweh."

(10:8-9)




4.

The beginning of Nimrod's
reign was Babel.

T / F

(10:10)




5.

Kena'an brought forth nations
that became known as the Kena'anites.

T / F

(10:15-18)



6.

Shem was the father of all
the children of _____.

(10:21)



7.

The clans of the sons
of Noah settled in the plain of
_____.

(11:2)



8.

What did the people want to make (for themselves)?

Circle the correct choices.

bricks stucco city name
townhouses tower palace army

(11:3-4)



9.

What did Yahweh do at Babel?

Circle the correct choices.

stopped them from building
gave them a pure language
led them out of Mitsrayim
confused their language
scattered the people

gave them bricks to keep on building

(11:7-9)



10.

Fill in the genealogy of Abram.

Shem:

A _____

S _____

E _____

P _____

R _____

S _____

N _____

T _____


(11:10-26)



11.

Who was Lot's father?

(11:27)




13.

The name of Abram's wife:

The name of Nahor's wife:

(11:29)



12.

Haran died before his father Terah did.

T / F

(11:28, 32)



14.


Terah took his family out of

_____ to the land of

_____ and dwelt in the


city of _____.

(11:31)



WORD SEARCH

Search for the hidden words from this week's parsha.




NOAH
SHEM
HAM
YEPHETH
LANGUAGE
SPEECH
CLANS

NATIONS
KUSH
NIMROD
CITY
TOWER
BRICKS
HEAVENS

CONFUSED
ABRAM
LOT
NAHOR
TERAH
MILKAH
SARAI



Answer Key



NOAH
SHEM
HAM
YEPHETH
LANGUAGE
SPEECH
CLANS


NATIONS
KUSH
NIMROD
CITY
TOWER
BRICKS
HEAVENS

CONFUSED
ABRAM
LOT
NAHOR
TERAH
MILKAH
SARAI



CROSSWORD PUZZLE

Complete the crossword using words from this week's parsha.



Across


1. All the earth had _____ language and _____ speech.
3. Abram was the son of _____.
5. The 3 sons of Noah were Shem, Ham and _____.
7. How many sons did Shem have?
8. What material did they use to make the tower?
10. How many sons did Ham have?
11. _____ and Lot are descendants of Shem.

Down

2. Shem was the father of all the children of _____.
3. The plan was to build a _____ to reach to the heavens.
4. How many sons did Yepheth have?
6. Nimrod was a mighty _____ before Yahweh.
9. Abram married _____.



Answer Key



Across


- All the earth had **one** language and **one** speech.
- A**bram was the son of **Terah**.
- The 3 sons of Noah were Shem, Ham and **Yepheth**.
- How many sons did Shem have? **five**
- What material did they use to make the tower? **bricks**
- How many sons did Ham have? **four**
- A**bram and Lot are descendants of Shem.

Down

- Shem was the father of all the children of **Eber**.
- The plan was to build a **tower** to reach to the heavens.
- How many sons did Yepheth have? **seven**
- Nimrod was a mighty **hunter** before Yahweh.
- A**bram married **Sarai**.



MAZE



Precious Possessions

NOTEBOOK PAGE

Materials:

- Cardstock - white
- Ruler
- Double-sided foam dimensional
- Double-sided tape
- Scissors
- Glue
- Coloring pencils, crayons or markers
- Notebook Templates: Main Page, A & B (BW) or Main Page, C & D (color)

Parent/Teacher Preparation:

- Print Notebook Templates of choice on white cardstock.

Instructions for the Notebook Page:

- If using BW Templates, color using medium of choice.
- Cut out all Template pieces. (P1)
- Using a ruler, fold the tabs inward on the tower. (P2a, P2b)

The Tower of Babel

Genesis 6:14 - 8:4



P1



P2a



P2b

Instructions for the Notebook Page cont'd:

Adding the International Children

- Adhere a foam dimensional to the back of the international children. (P3)
- Place the children on each tower level as desired. (P4a, P4b)

Main Page

- Run a line of double-sided tape onto the indicators on the Main Page. (P5)
- Place the folded tabs on the double-sided tape to secure to page. (P6a, P6b)

Hebrew Words

- On one cloud, write the following: (P7)
 - 1) Saphah 2) שפה 3) Language
- On the other cloud, write the following: (P8)
 - 1) Migdal 2) מגדל 3) Tower
- Adhere a foam dimensional to the back of each cloud and place the cloud on the Main Page on both sides of the tower. (P9)

You now have a visual representation of the Tower of Babel as well as some children representing some of the languages that began as a result of that incident.



P3




P4a



P4b



P5



P6a



P6b



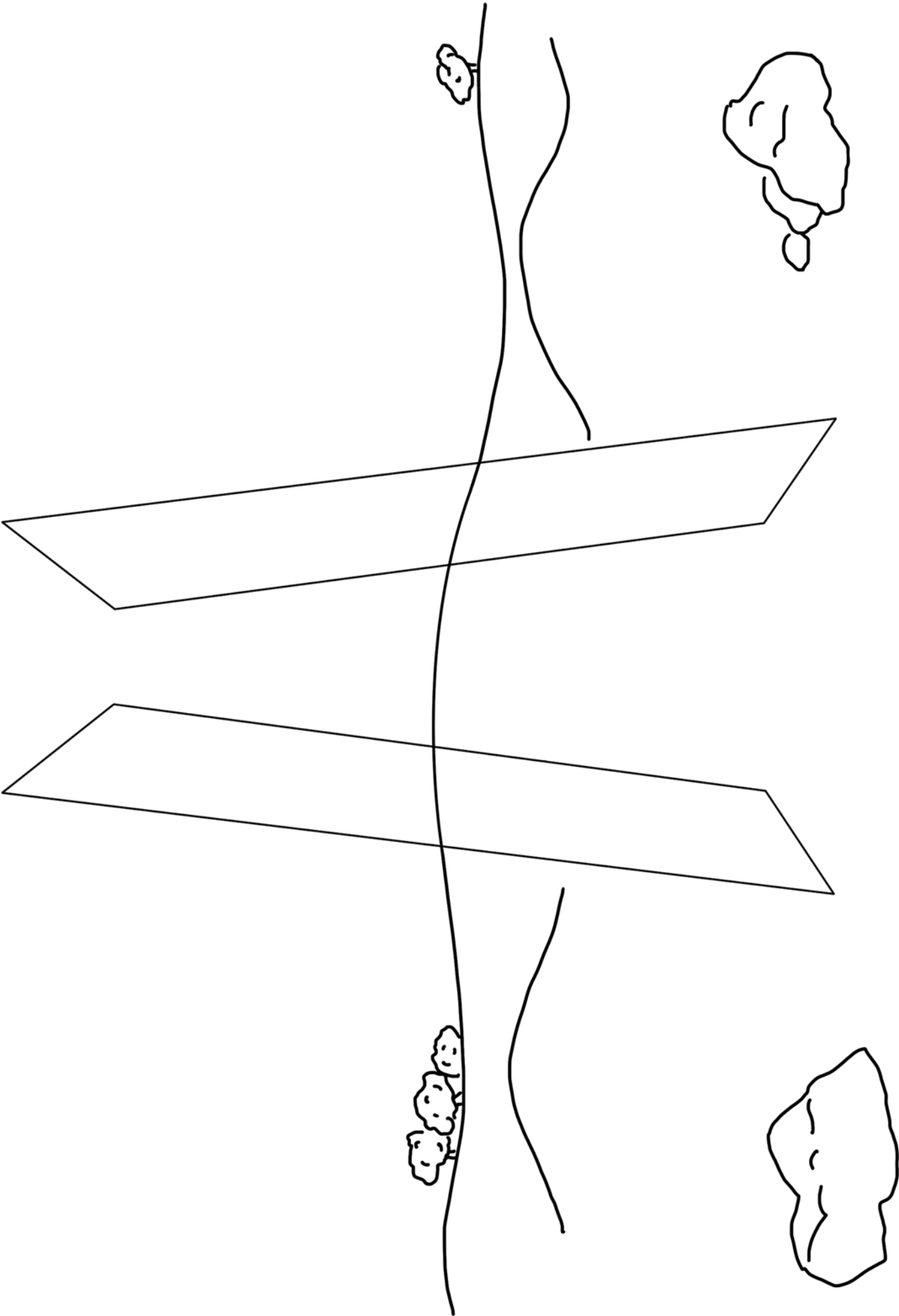
P7



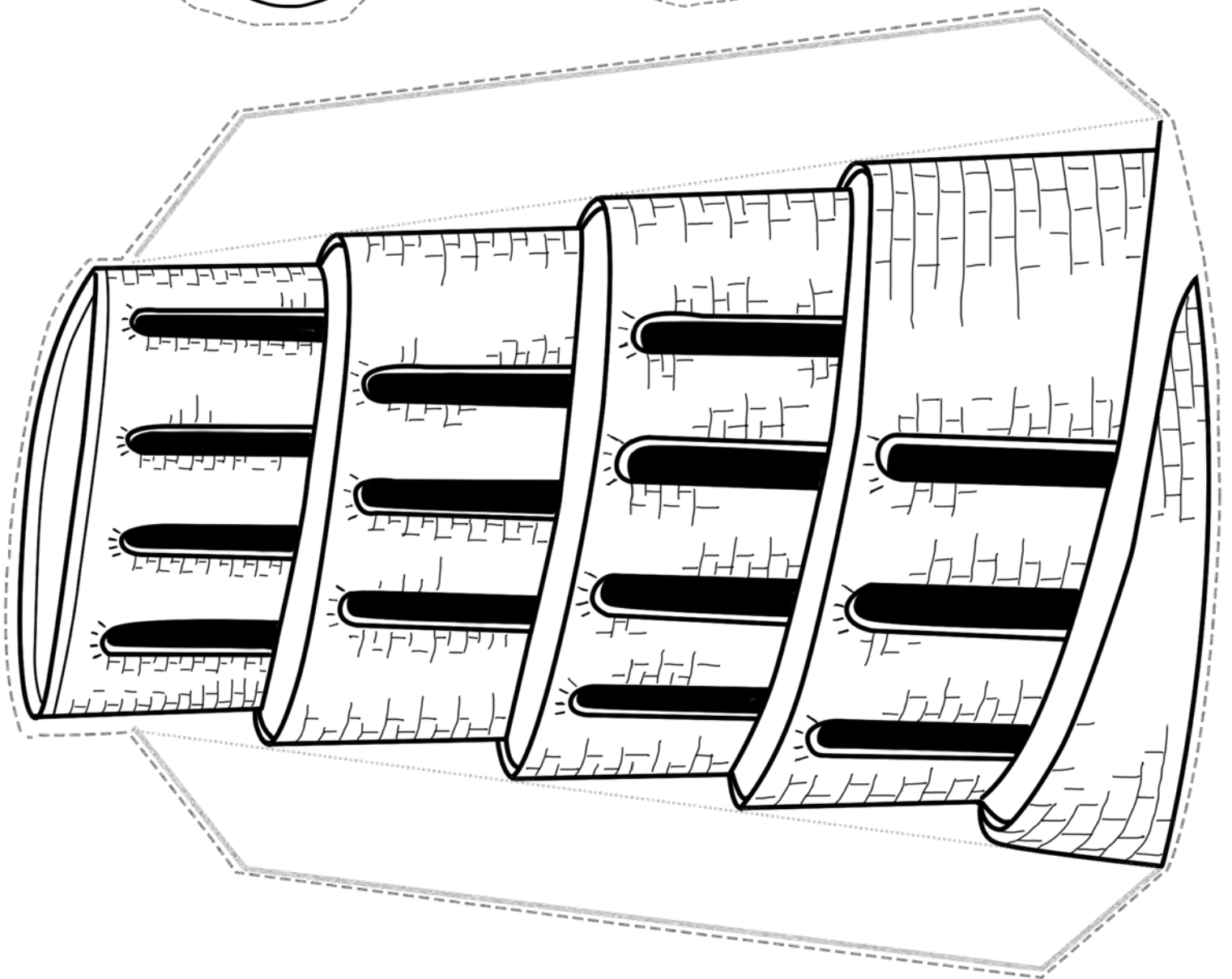


P8




P9

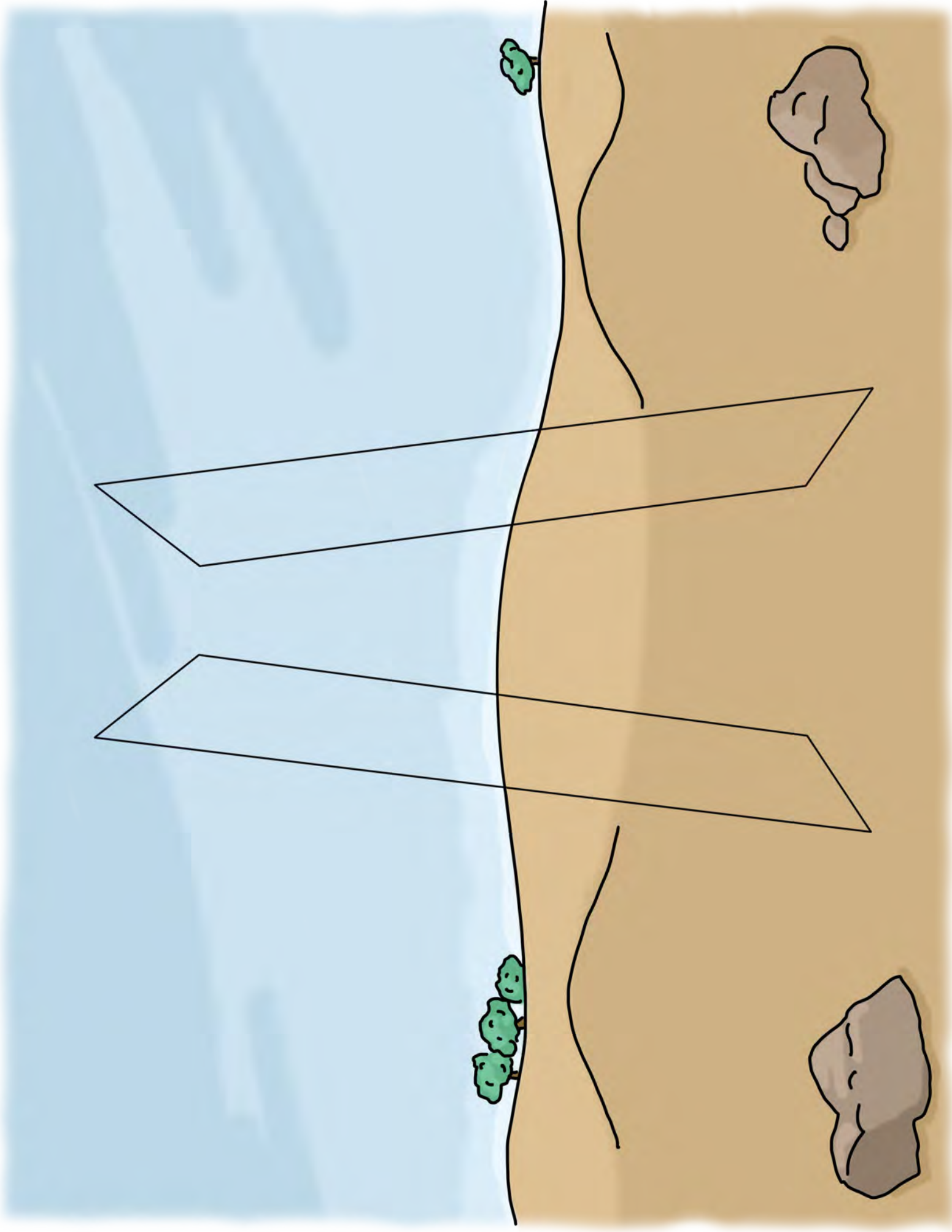


Notebook Template A (BW)

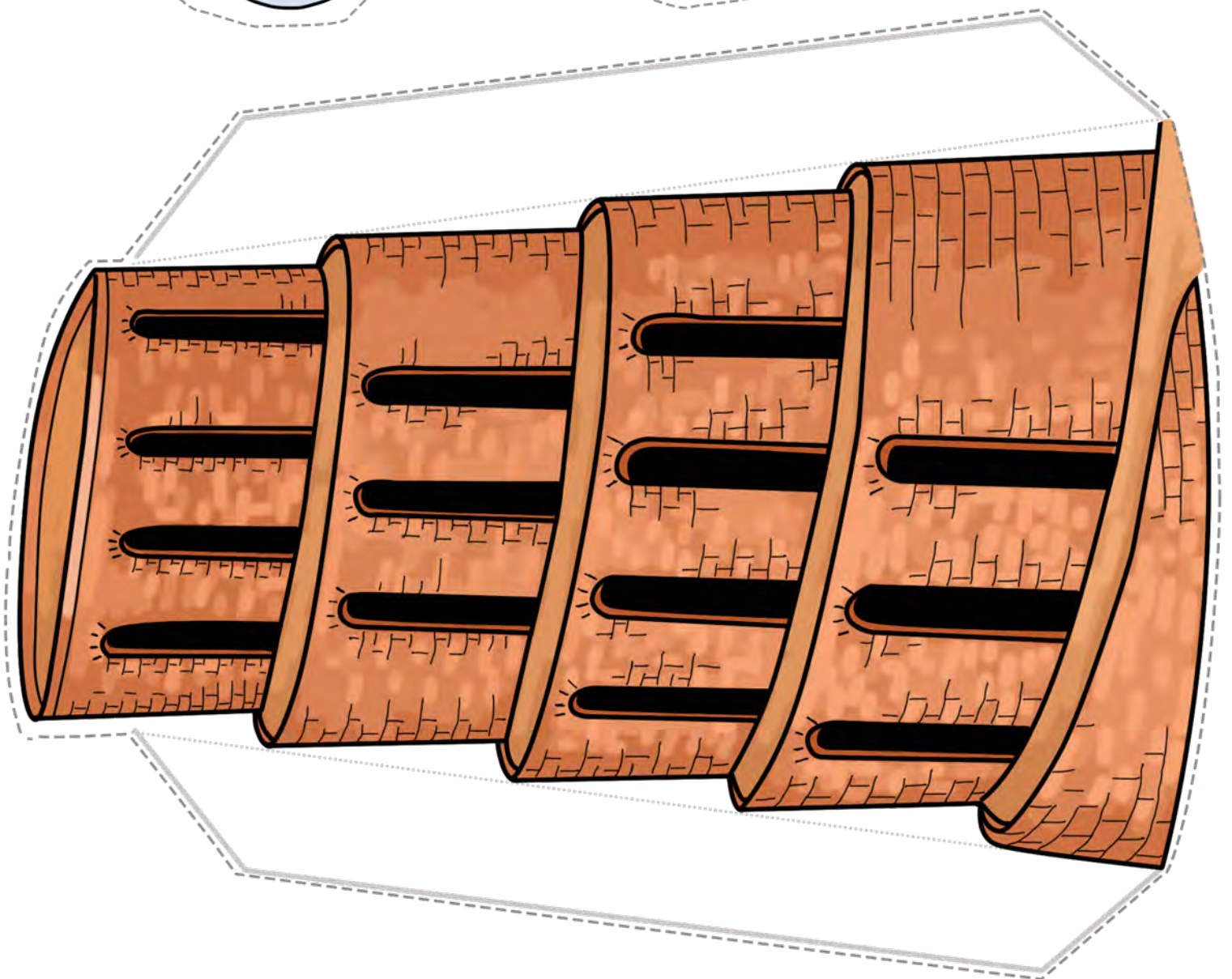




Notebook Template B (BW)







Notebook Template C (color)



Notebook Template D (color)





Sweetness of Torah

SWEET SOUNDS OF TORAH

(Sing Praises to His Name)



Here is the link for this song:

https://www.podomatic.com/podcasts/steveberkson/episodes/2019-10-25T10_08_45-07_00

Sing to the tune of "BINGO"

Babel

There was a tower built so tall

Upon the plain of Shin'ar

B-A-B-E-L (repeat 3X)

And Babel was its name, OH

Yah had to deal with this tower

And Babel was its name, oh

B-A-B-E-L (repeat 3X)

And Babel was its name, OH

He mixed up mankind's languages

So no one could build the tower

B-A-B-E-L (repeat 3X)

And Babel was its name, OH

Then people did what Yah had said

And left the plain of Shin'ar

B-A-B-E-L (repeat 3X)

And Babel was its name, OH



SWEET TASTE OF TORAH

This snack relates to this week's parsha. Please take these as suggestions and make necessary changes based on your individual dietary needs.

Tower of Babel

Genesis 11:4



Ingredients:

- 12 raspberries
- 10 blueberries
- 1 banana (cut in half and split in half)

Instructions:

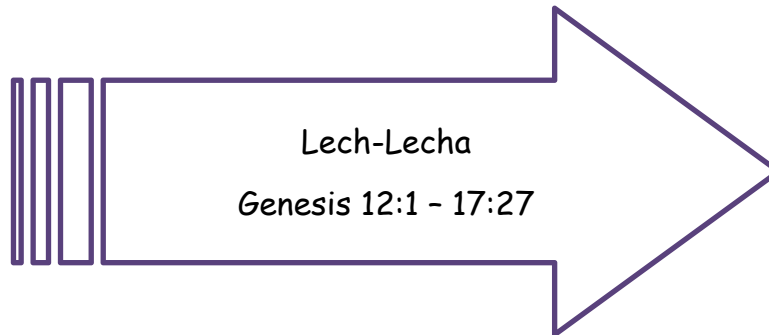
Arrange the blueberries in a pattern of 1, 2, 2, 2, 3.

Next take the cut and shaped banana and lay below the blueberries as shown.

Last, arrange the raspberries under each banana slice in a pattern of 2, 2, 2.

Next Week's Treasure Hunt

Next Week's Torah Portion



Suggested Reading Schedule

Monday:	Gen. 12	Yahweh appears to <u>A</u> bram; Sarai is taken to Pharaoh's house
Tuesday:	Gen. 13	<u>A</u> bram and Lot separate
Wednesday:	Gen. 14 -15	The battle between the 4 kings and the 5 kings; Lot's captivity and rescue; <u>M</u> alkitsede <u>q</u> and <u>A</u> bram's tithe; Yahweh establishes His covenants with <u>A</u> bram
Thursday:	Gen. 16	Yishma'el is born to Hagar
Friday:	Gen. 17	Yahweh re-establishes His covenant with <u>A</u> bram; Circumcision