

Lech-Lecha

"Go or leave"

Genesis 12:1 - 17:27

Katan Aleph



In This Edition:

3.1 - Rescue Mission
Genesis 12:1-8; 13-14



Table of Contents

Parsha Pearls is a comprehensive resource that allows for complete customization by the parent. We understand that if you were to strive to accomplish all aspects of each lesson in one day it would be unrealistic and also overload for the child. It is our intention that this be used 'a la carte' so that it suits your specific needs. Our site caters to printing only the pieces you choose.

This page will provide quick links to get to the portion of the document for which you are looking. When you hover over the title a finger will appear. Click on it and you will be taken directly to that page.

If you are new to Parsha Pearls, we have created an [Introduction](#) document outlining how to use our lessons, as well as a [Scriptural Inspiration](#) document, which explains our titles and the Scriptural inspiration for them. We pray that Parsha Pearls blesses your home and that your children will grow to love the Word and to never depart from keeping Torah. As always, feel free to email us at parshapearls@mtoi.org if you have any questions.

Gem Seeking (The Main Lesson)	3
➤ Little Gems Story	3
➤ Little Gems Story Characters	5
Counting What You Gained (Worksheets)	19
➤ Storing Up Treasure in My Heart (Memory Verse)	19
➤ Seeking Treasure (Questions from the Parsha)	21
➤ Word Search	22
➤ Maze	23
Precious Possessions (Arts & Crafts)	24
➤ Craft	24
➤ Coloring Page	29
Sweetness of Torah	31
➤ Sweet Sounds of Torah (Song Corresponding to the Parsha)	31
➤ Sweet Taste of Torah (Snack Corresponding to the Parsha)	32
Next Week's Treasure Hunt (Looking Ahead to Next Week's Parsha)	33



Gem Seeking

LITTLE GEMS STORY

Parent/Teacher Preparation:

Please see the [Instructions for the Little Gems Story](#) on the YMTOI website. This will help you to understand how to prepare for the story.

Rescue Mission

Shalom children! Last week, we talked about a man that Yahweh called 'righteous'. Remember, the whole world had been destroyed by a flood, and Yahweh told Noah's children to have more children. Well, they did. And a long time later, a man was born whose name was Abram.

Abram lived with his family, and Yahweh told him it was time to move. Abram (**place Abram on board**) had a wife, and her name was Sarai. (**Place Sarai on board next to Abram.**) He also had a nephew named Lot. (**Place Lot on board.**) Remember how Yahweh told Noah that if he did what Yahweh told him, Yahweh would keep him and his family safe? Well, Yahweh also made some promises to Abram. If Abram did what Yahweh told him, Yahweh would bless him with many, many children, and everyone would know who he was.

Abram listened to Yahweh. He took Sarai and his nephew, Lot, and moved where Yahweh told him to go. When Abram got to a place called Shekem, there was a tree there called a Terebinth (**place terebinth tree on board**), and there he talked with Yahweh. Yahweh told Abram that He would one day give this land to his children. There at the tree, Abram built an altar to worship Yahweh. (**Place altar on board.**) After that, Abram moved to another place called Beyth El, and he made another altar there. (**Place 2nd altar on board and move Abram, Sarai, and Lot near there.**)

At Beyth El they ran out of food to eat, so Abram had to walk to another place called Mitsrayim. (**Place pyramids on opposite side of board and walk Abram, Sarai, and Lot near there.**) They stayed there until there was food again in Beyth El, and then they went back. (**Return characters to 2nd altar.**)

Abram and Lot owned many sheep and cows and tents. (**Place cows and bulls, rams and ewes and tents on board next to each man.**) It started to get too crowded, and the shepherds who took care of Abram's herds started arguing with the shepherds who took care of Lot's herds. (**Place arguing men on board.**)



So Abram decided it was time to separate. Lot chose where he wanted to move, and Abram moved back to where he had built the second altar. **(Separate everything on opposite sides of board.)**

A long time after this, a war started at the place where Lot had chosen to live. There were 4 kings on one side and 5 kings on the other. **(Place 5 kings and 4 kings near where Lot lives.)** The 4 kings took all the food from the 5 kings, and they also took people, including Lot. **(Place Lot by 4 kings.)**

A man ran to tell Abram that his nephew had been taken by the enemy kings, and Abram was not happy. He took 318 of his men **(place group of men on board)** and sent them to rescue his nephew Lot and his family. There were also 3 brothers who helped Abram. They were Mamre, Eshkol and Aner. **(Place brothers on board.)** These men had a covenant that they made with Abram to protect and help each other.

(Remove all characters from board.)

After their return, the king of Sedom came out to meet Abram. **(Place king on board.)** He wanted to bless Abram with all the goods that they had won in the battle. However, Abram told him that he did not want anything for himself because Yahweh was his provider. He told the king that he would like him to give it to his 318 men as well as the 3 brothers who helped him. **(Place group of men and 3 brothers on board next to bounty.)** I'm sure the men were very happy with their reward. **(Place happy emoji on board.)**

(Remove all characters from board.)

After this, a man we know as Malkitsedeq **(place Malkitsedeq on board)**, who was the High Priest of Yahweh, blessed Abram and gave him wine and bread. **(Place bread and wine on board.)** He told Abram that Yahweh was happy with him, and that's why he had won the war against the 5 kings. Abram then gave a 10th of what he had to Malkitsedeq. Now I didn't say Abram gave him a tent. **(Place tent on board.)** No, he gave him a 10th of everything he had. **(Place single basket and 9 baskets on board next to Abram.)**

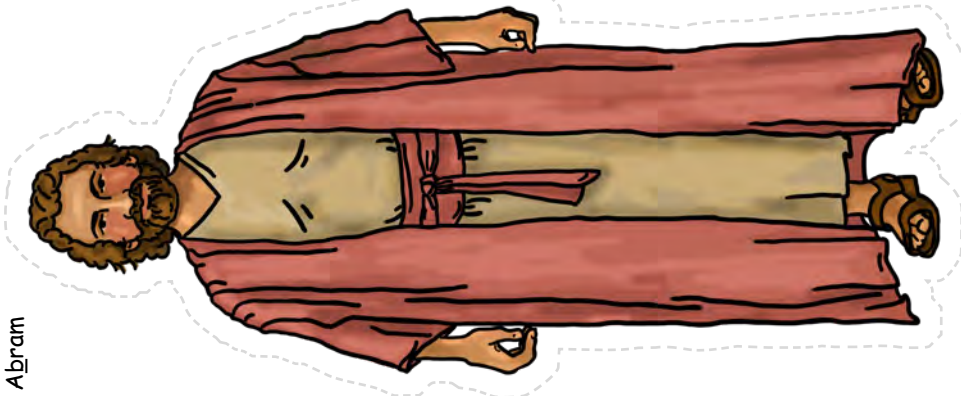
Now, children, let's see how much a tenth is. If you have 10 of something, such as these baskets, then you remove 1 of them - that is 1/10th. **(Place the single basket next to Malkitsedeq.)** Abram knew that Malkitsedeq was someone working for Yahweh, and so he gave him a tenth of all he owned. We will learn more about a 10th in another lesson, where Yahweh instructs all Yisra'el about this kind of giving.

Well children, we have come to the end of our story for today. We will see you next week for another exciting Little Gems story!

Sarai



Abram



Malkitsedeq



Lot




Bread and wine



Single basket


4 Kings



Happy emoji



King of Sedom



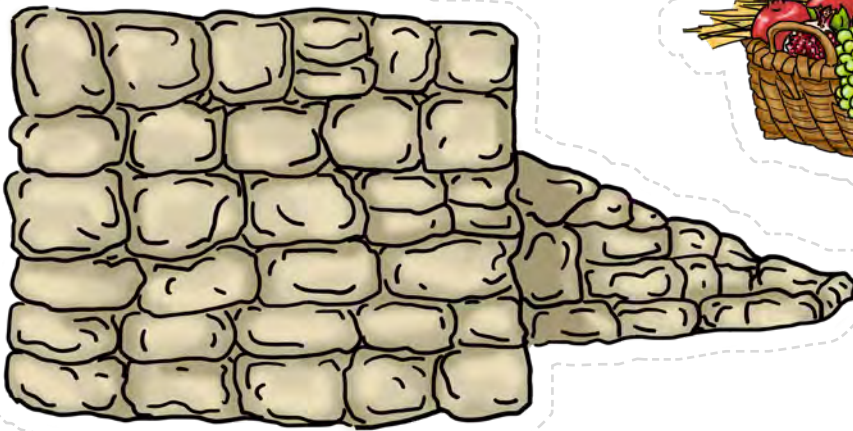
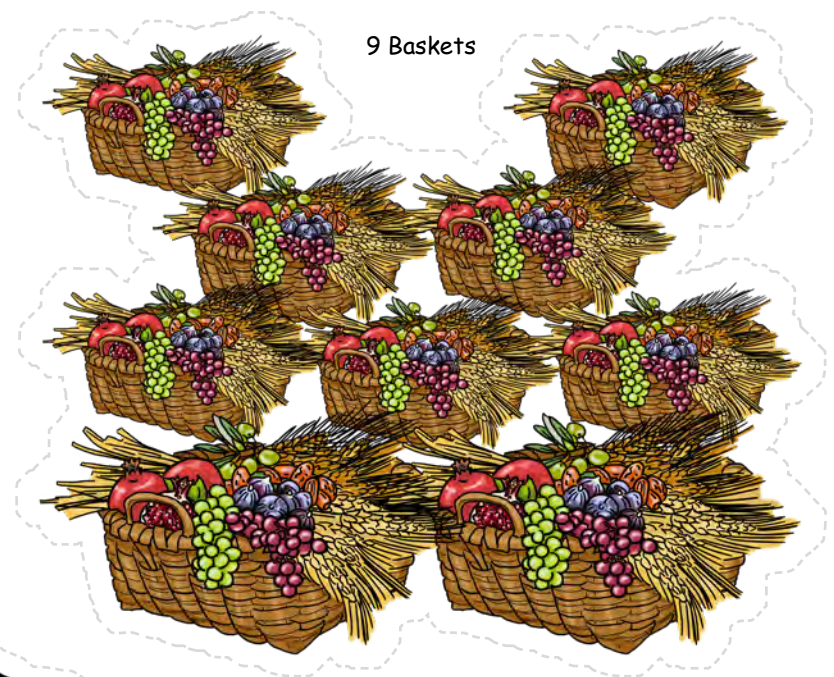
5 Kings



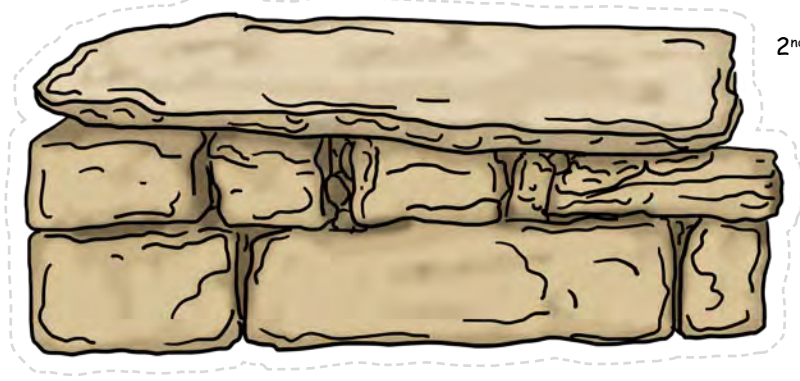
Group of men



9 Baskets

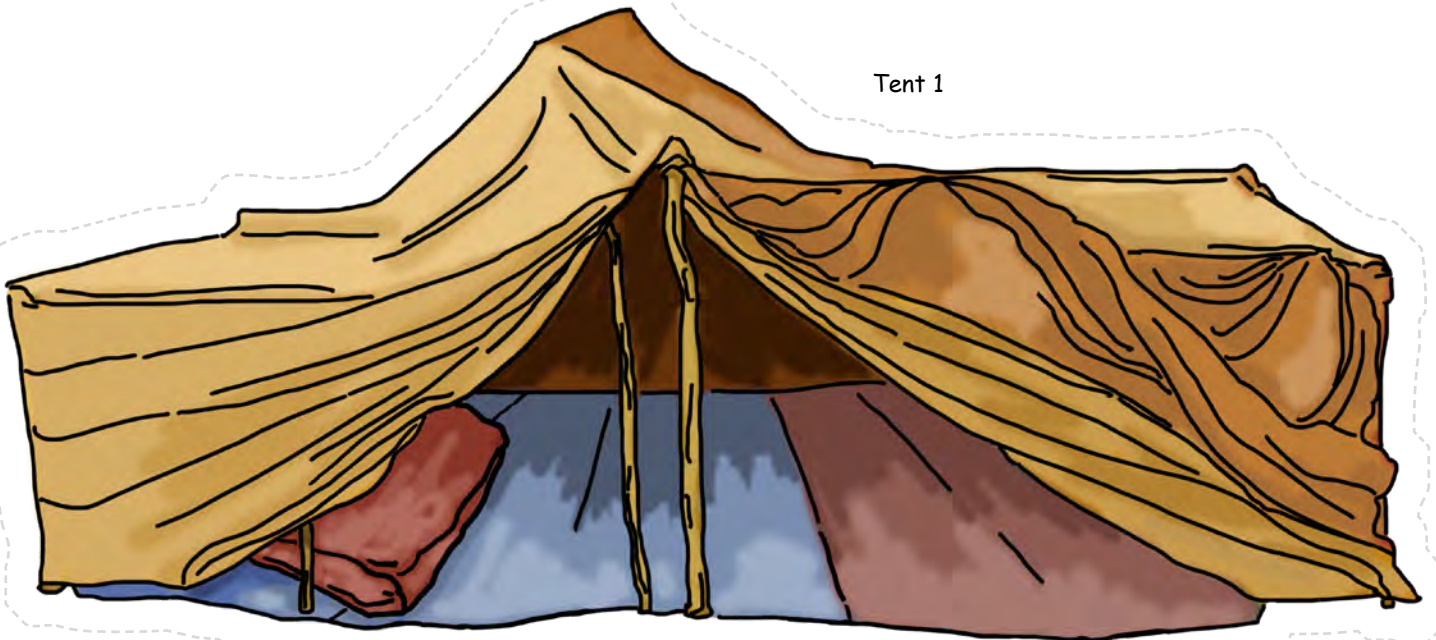


Altar

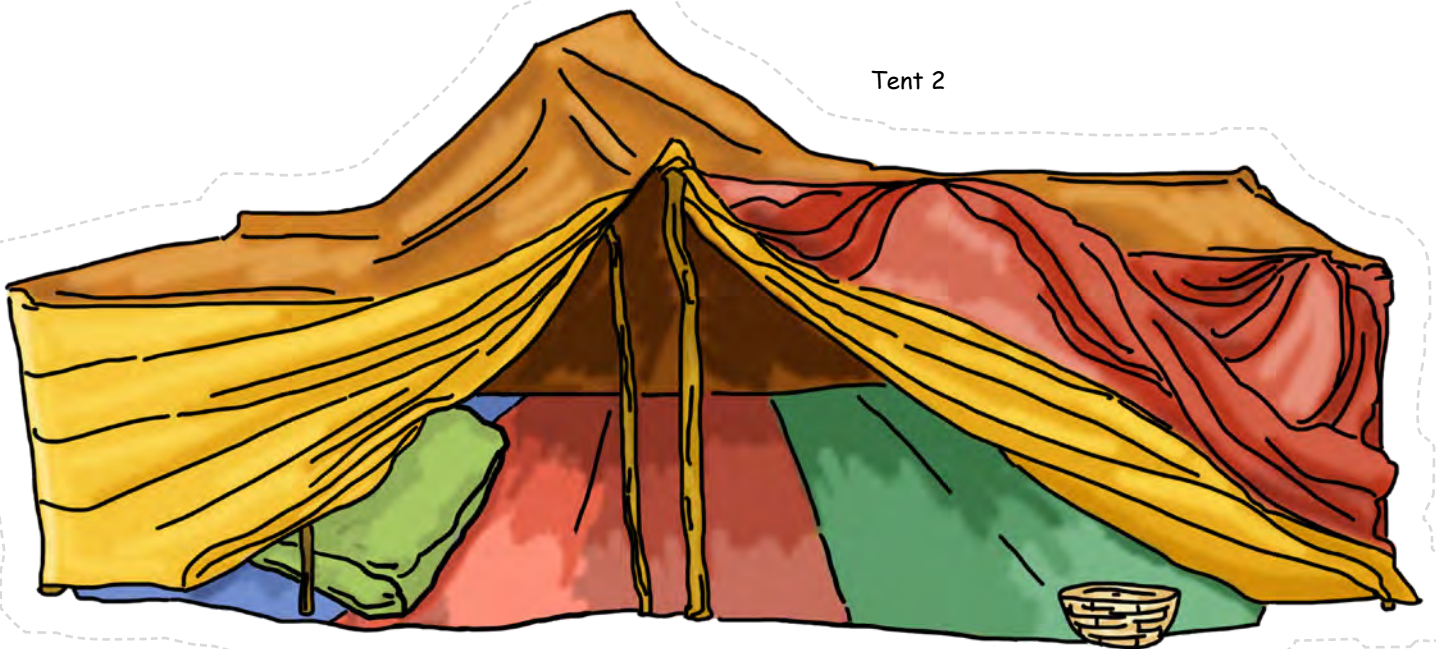


2nd altar


Tent 1



Tent 2



Terebinth tree



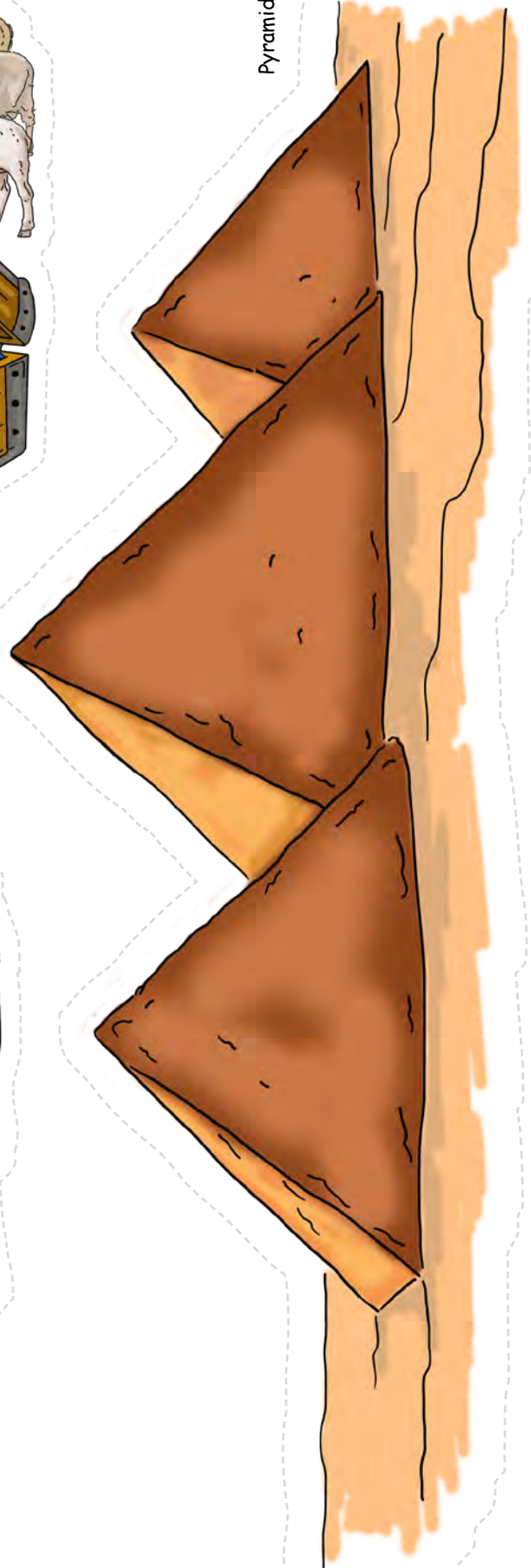
Arguing men






Bounty

Pyramids




3 Brothers



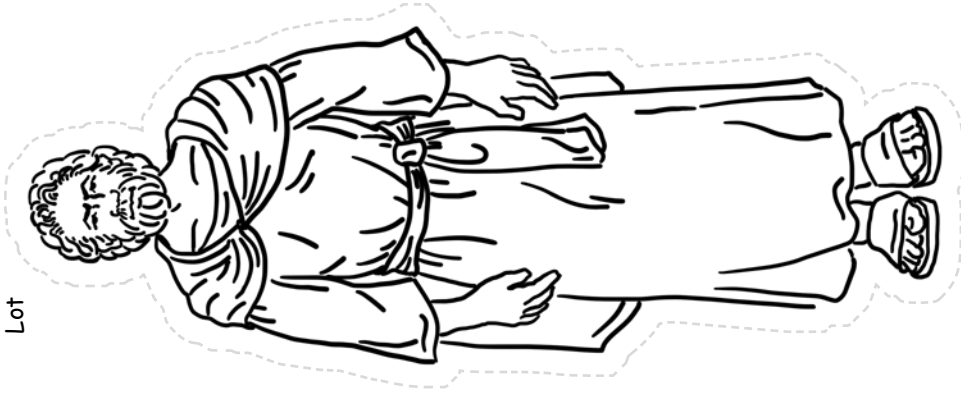


Cows and bulls



Rams and ewes

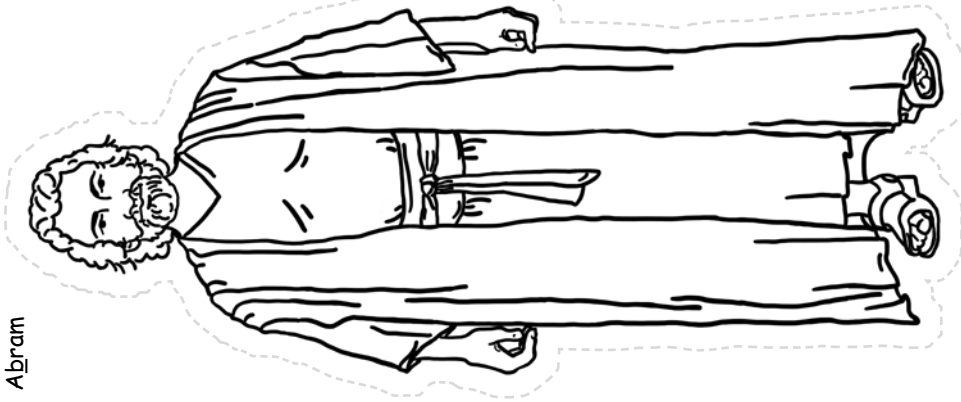
Lot



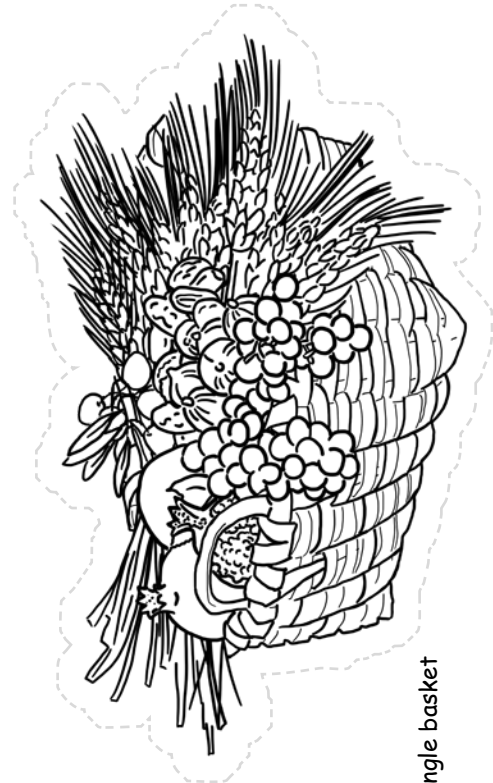
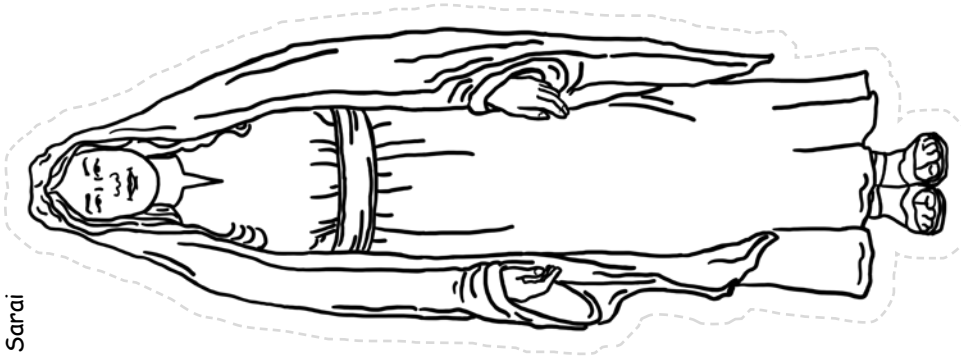
Malkitsedeq



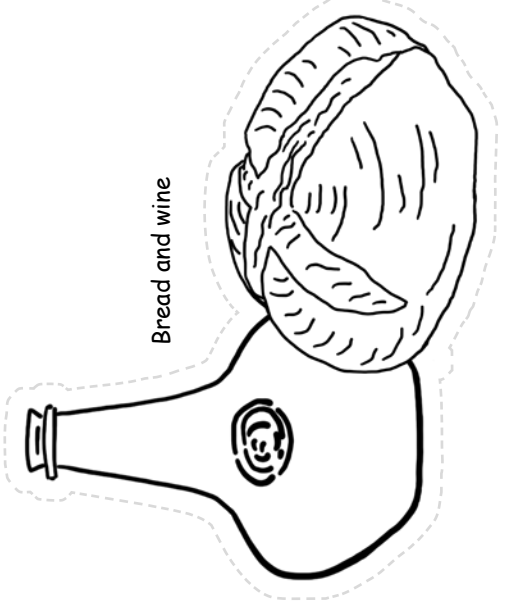
Abram



Sarai




Single basket



Bread and wine




4 Kings



Happy emoji



King of Sedom



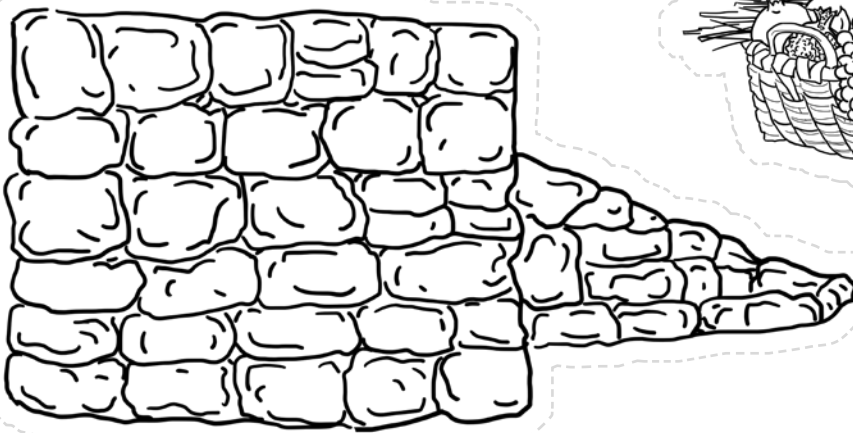
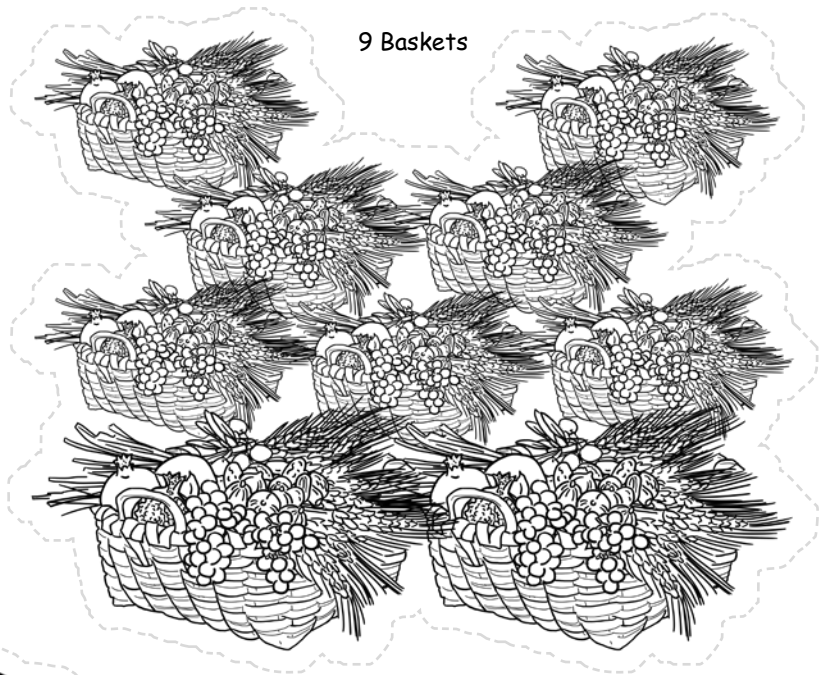
5 Kings



Group of men



9 Baskets

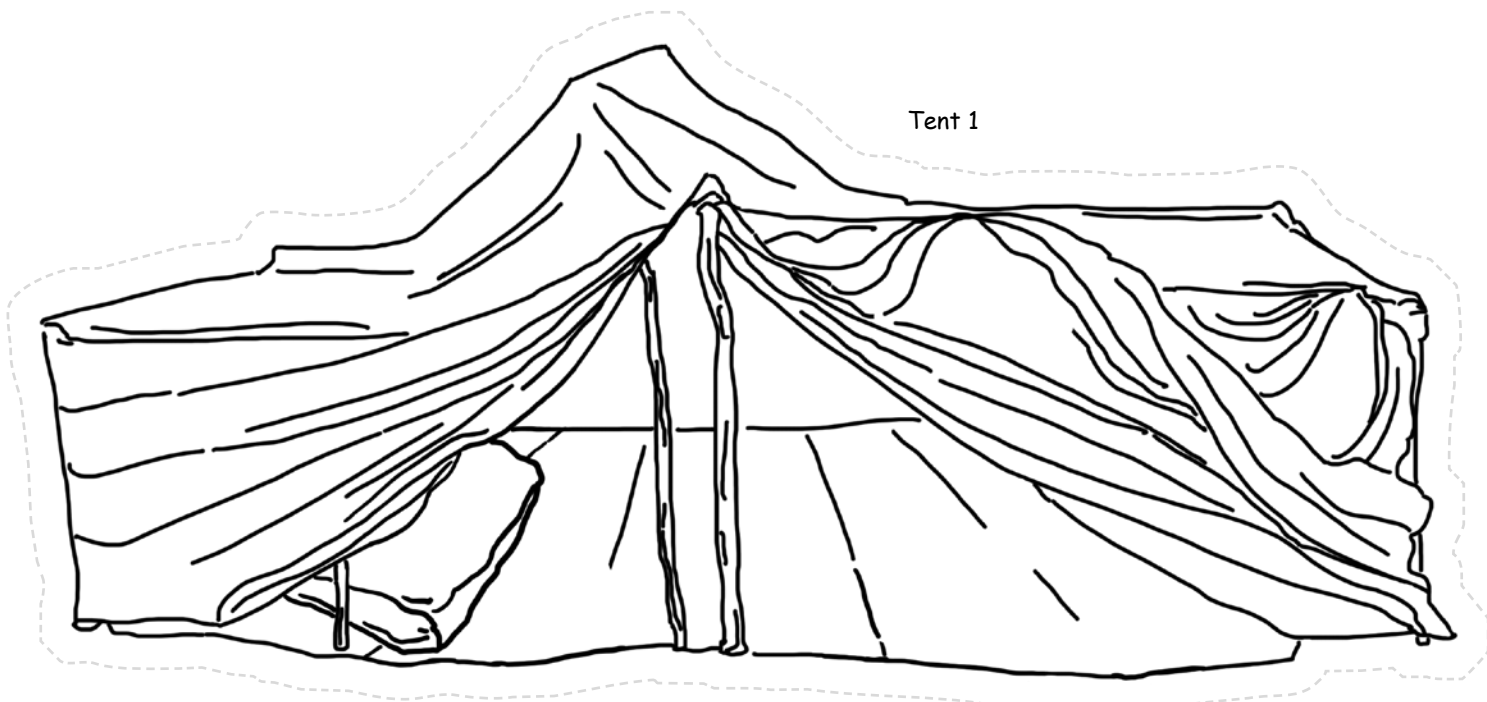


Altar

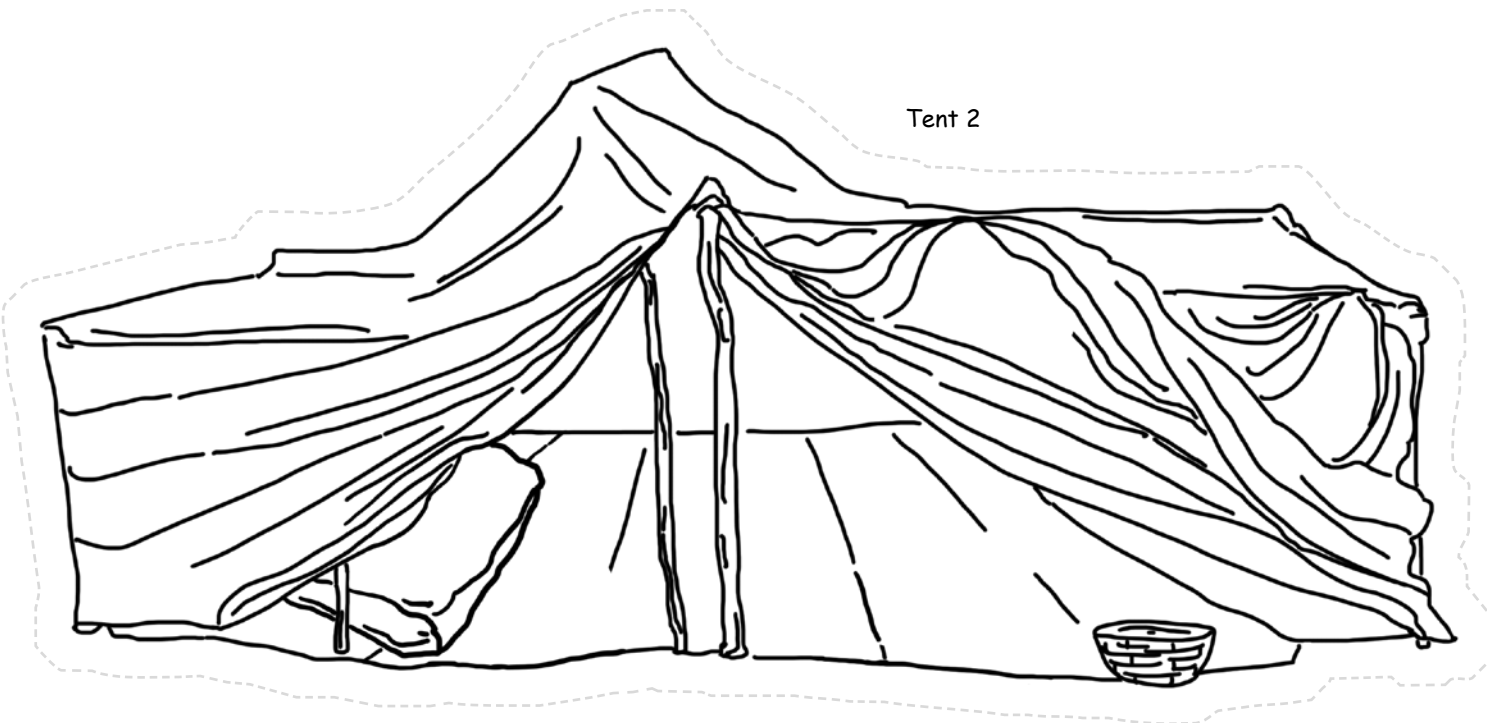


2nd altar

Tent 1




Tent 2




Terebinth tree

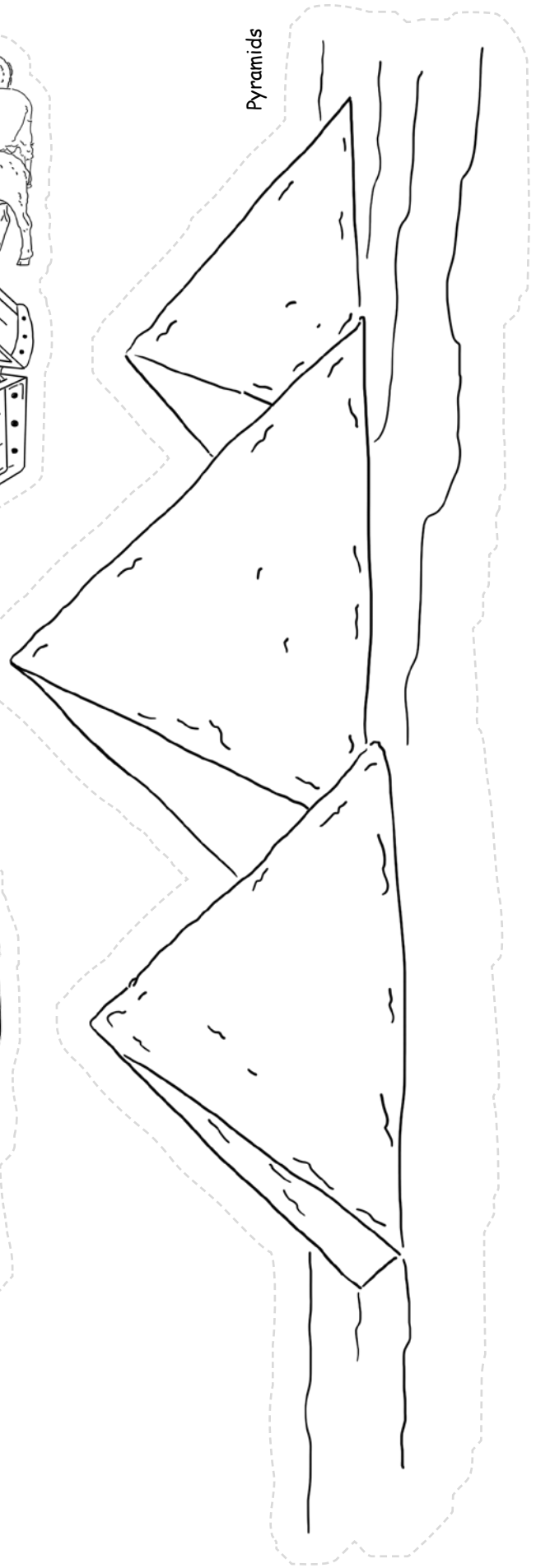


Arguing men





Bounty




Pyramids




3 Brothers





Cows and bulls




Rams and ewes

Counting What You Gained


This next section is intended to be reinforcement of the lessons learned during this parsha. Choose the activities that best fit your child.

STORING UP TREASURE IN MY HEART

The Katan Aleph memory verse for this Torah portion is Genesis 13:16. If they have not already done so, begin to help them to memorize the verse. Be creative and try acting it out, or putting it to music.



Use this space to draw a picture of the verse memorized.



Use this space to write out the verse memorized.



SEEKING TREASURE

Circle the correct choices.

1. Who was Abram's nephew? (12:5)



Noah



Ham



Shem




Lot

2. Where did Abram talk to Yahweh? (12:6-7)



3. Where did Abram and Sarai go during the famine? (12:10)



4. What did Malkitsedeq bring out and eat with Abram? (14:18)



5. After Lot was rescued, who did Abram give a tithe to? (14:18-20)



4 Kings



Malkitsedeq




5 Kings



Lot

WORD SEARCH

Search for the hidden words from this week's parsha.



ABRAM

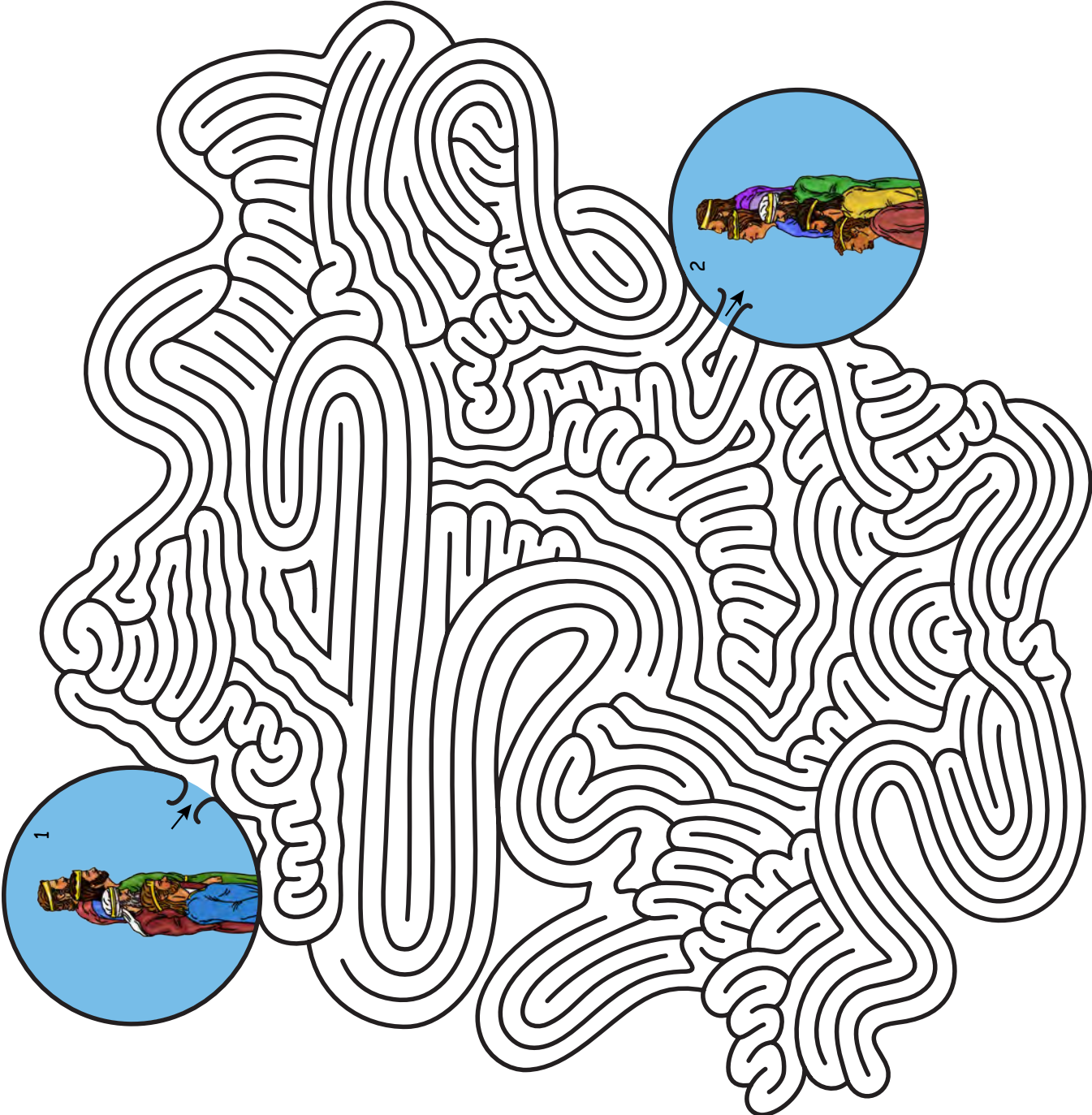
RICH

GOLD

SILVER



MAZE



Precious Possessions

CRAFT

Materials:

- Cardstock - white
- Puncturing tool
- Brad
- Scissors
- Coloring pencils, crayons or markers
- Optional: small number stickers or aleph bet stickers
- Craft Templates: A & B (BW) or C & D (color)

Parent/Teacher Preparation:

- Print Craft Templates of choice on white cardstock.

Instructions for the Craft:

- If using BW Templates, color using medium of choice.
- Cut out all Template pieces. (P1)
- Using a puncturing tool, poke a hole through both templates. (P2a, P2b)
- Insert a brad through both templates. (P3a, P3b)
- Open the brad on the back to secure.
- The circles will rotate and Abram will meet Malkitsedeq to offer him a tenth of his baskets, while Malkitsedeq offers Abram wine and bread. (P4)

This is a visual representation of Abram and Malkitsedeq's meeting.

Abram meets Malkitsedeq

Genesis 14:18-20



P1




P2a



P2b



P3a

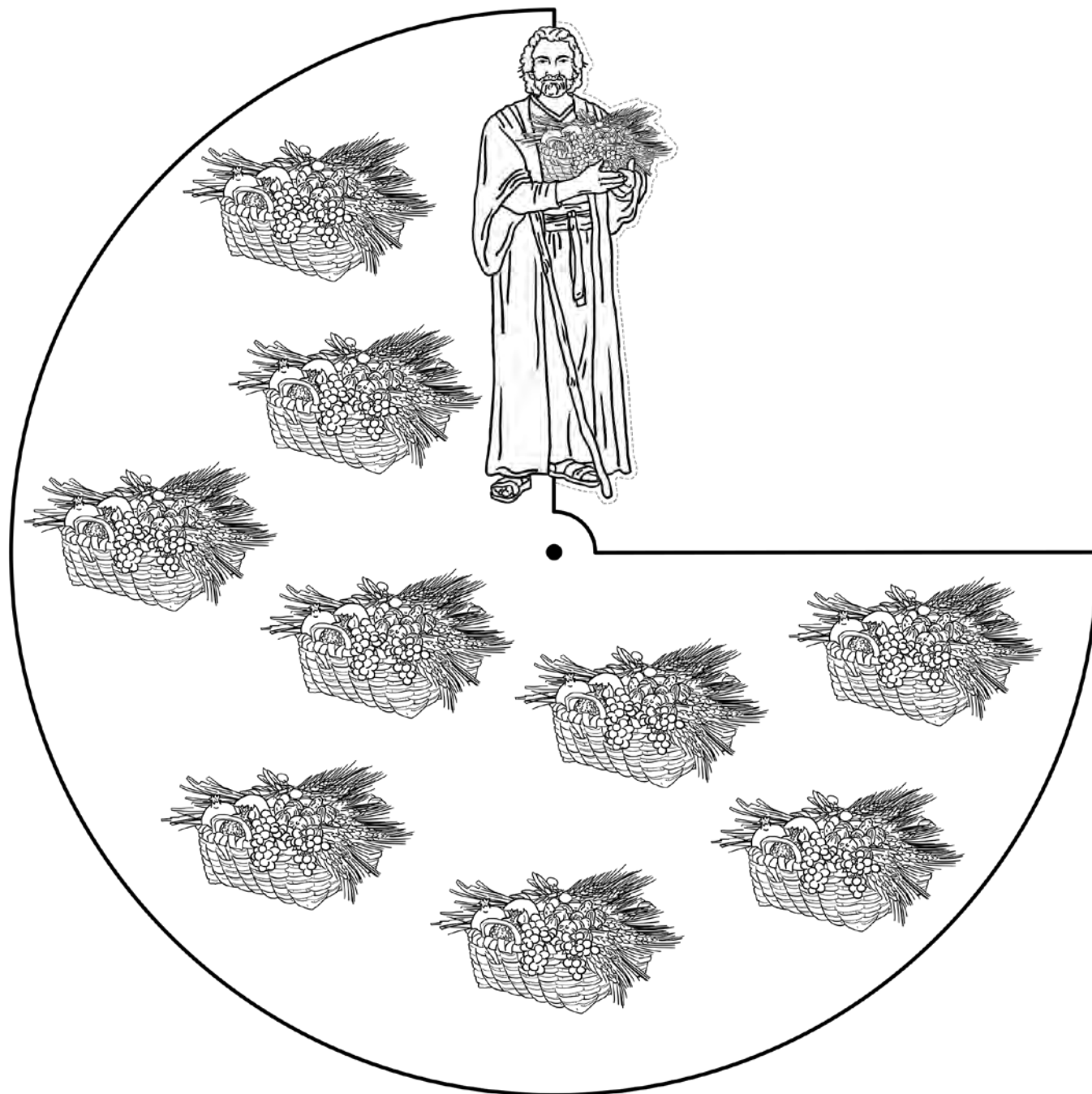


P3b

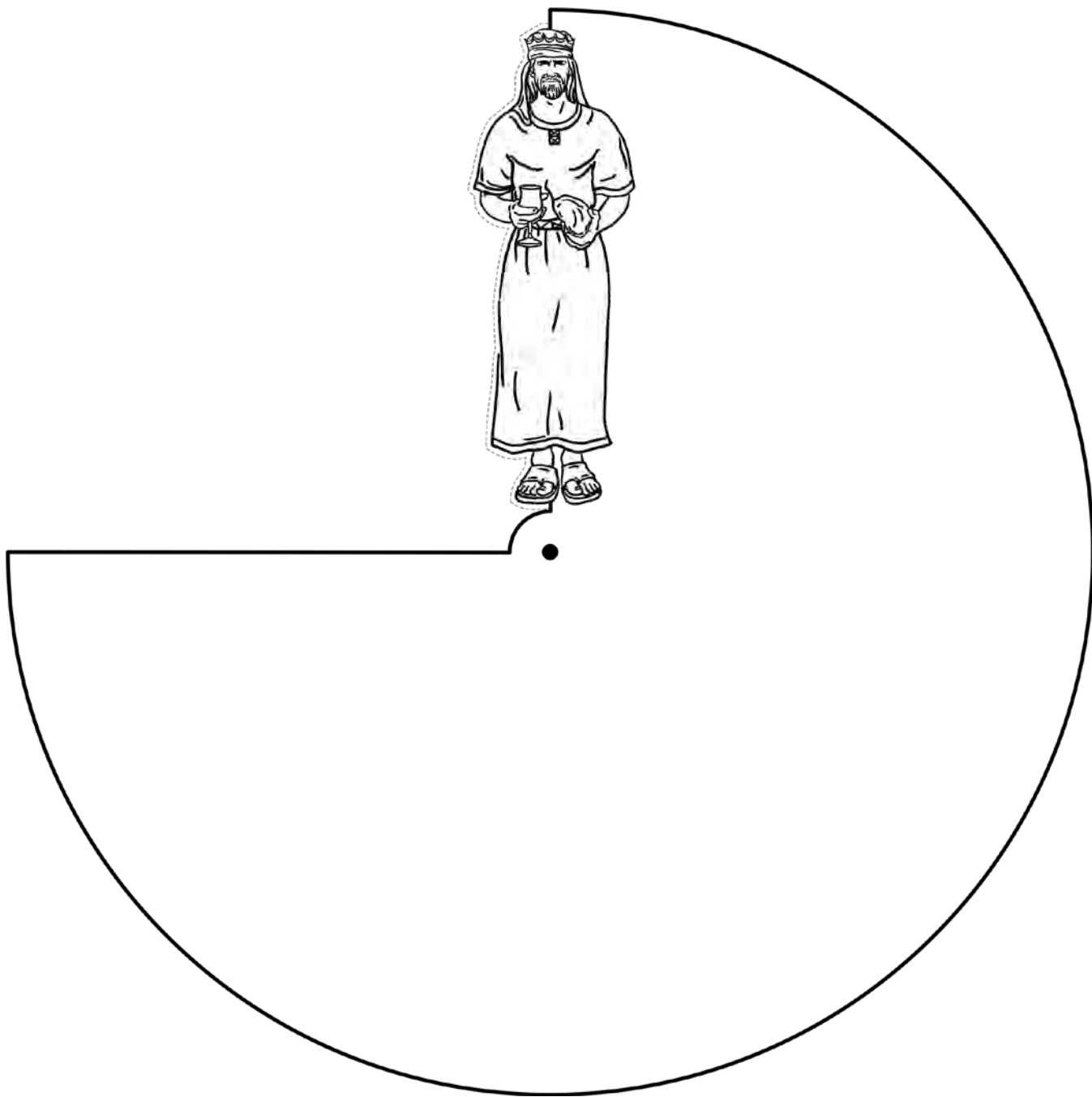


P4


Craft Template A (BW)



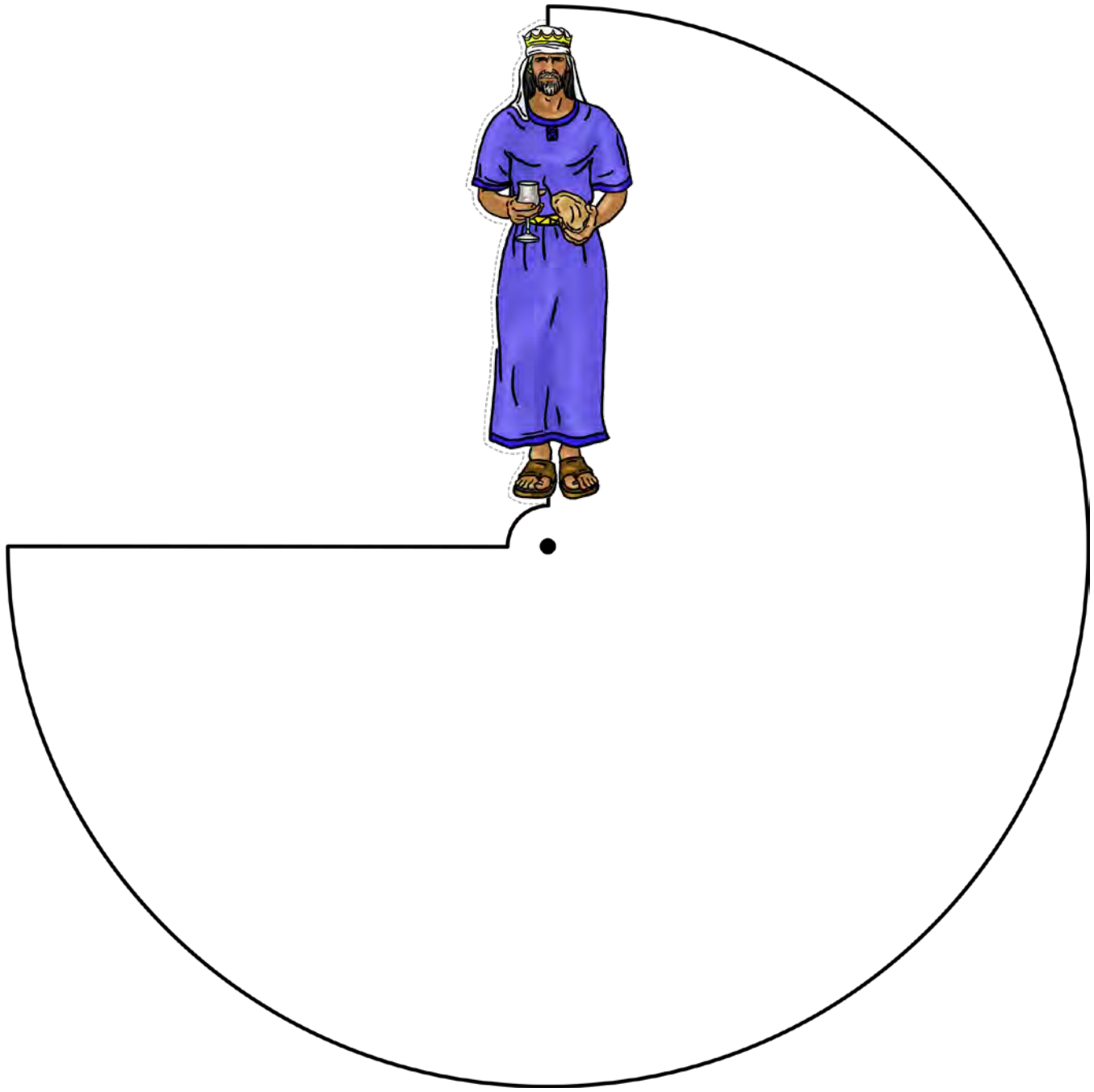
Craft Template B (BW)

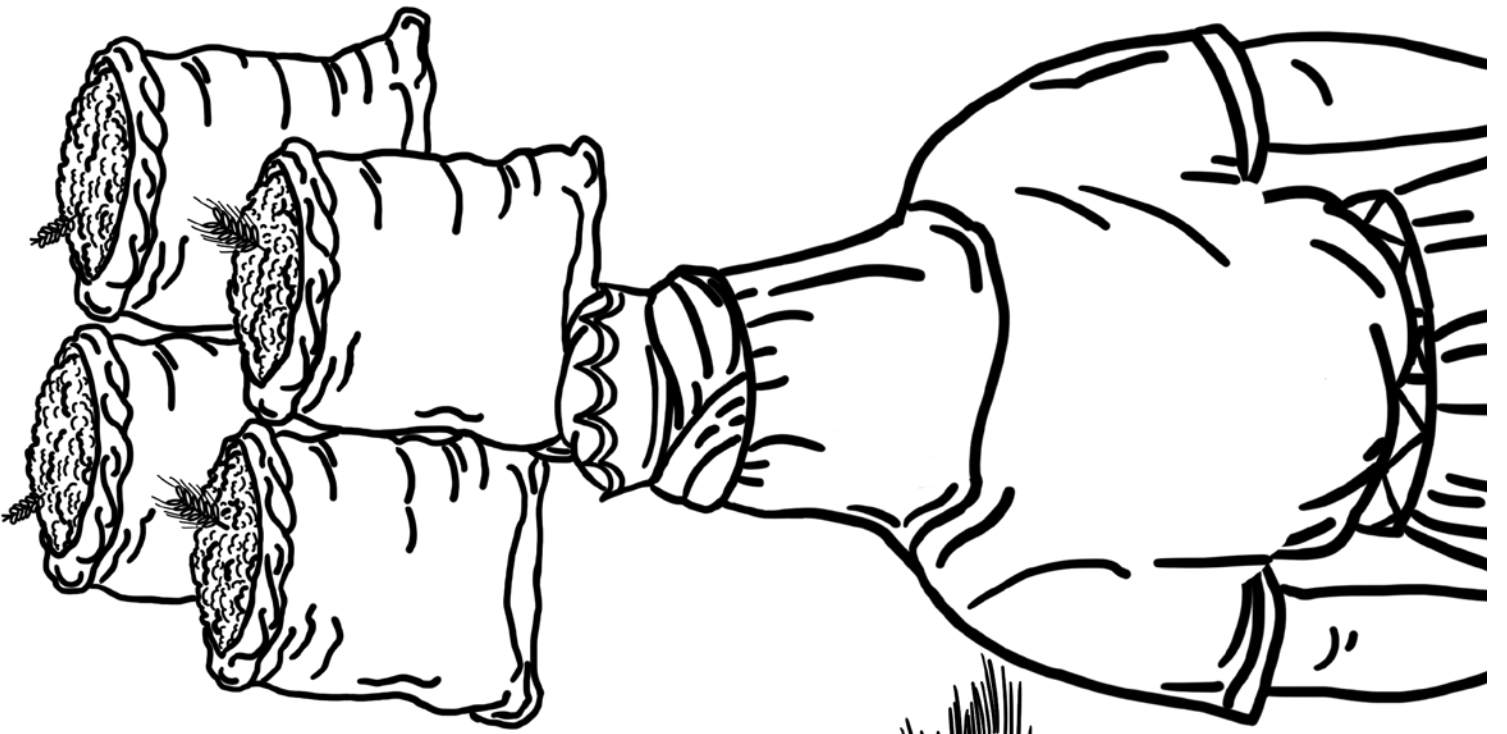


Craft Template C (color)



Craft Template D (color)







VS



Sweetness of Torah

SWEET SOUNDS OF TORAH

(Sing Praises to His Name)

Here is the link for "We're Going to Kena'an":

https://www.podomatic.com/podcasts/steveberkson/episodes/2016-11-08T10_04_27-08_00

Sing to the tune of "We're Going to Kentucky, We're Going to The Fair"

We're Going to Kena'an

We're going to Kena'an
We're leaving from Haran
To a place Yahweh will show us
With Sarai & Abram

We're packing up our things
We're travelling very far
It's taking us a long, long time
Oye, I wish we had a car!



Here is the link for "Yahweh Told Abram":

https://www.podomatic.com/podcasts/steveberkson/episodes/2016-11-08T10_06_21-08_00

Sing to the tune of "Mary Wore Her Red Dress"

Yahweh told Abram

Yahweh told Abram, Abram, Abram
Yahweh told Abram, it's time to leave your home
It's time to leave your homeland, homeland, homeland
It's time to leave your homeland, I'll show you where to go
You'll have as many children, children, children
You'll have as many children as dust of the earth
You'll be a great nation, nation, nation
You'll be a great nation, Lech-Lecha



SWEET TASTE OF TORAH

This snack relates to this week's parsha. Please take these as suggestions and make necessary changes based on your individual dietary needs.

Altar

Genesis 12:7; 13:4

Option 1

Ingredients:

- Ritz crackers
- Pretzel sticks (broken into shorter lengths - represents wood)
- Chocolate covered raisins
- Peanut butter or spread of choice
- Red/orange *Fruit Roll-Ups* (represents flames)



Instructions:

Spread some peanut butter or spread of your choice on the cracker. Place chocolate-covered raisins around outer edge. Break the pretzel sticks into short pieces and lay upright into peanut butter. Cut the *Fruit Roll-Up* to resemble flames and insert them in between the pretzel sticks.

Option 2

Ingredients:

- Graham cracker
- Peanut butter or spread of choice
- Pretzel sticks (represents wood)
- Kosher candy corn (represents flames)



Instructions:

Spread some peanut butter or spread of your choice on the cracker. Place the pretzel sticks along the edges to create a boarder looking like logs. Place the candy corn in the center to represent the flames.

Option 3

Ingredients:

- Pretzel sticks - (represents wood)
- Red apples - cut into slices (represents fire)
- Mandarin oranges - (represents fire)

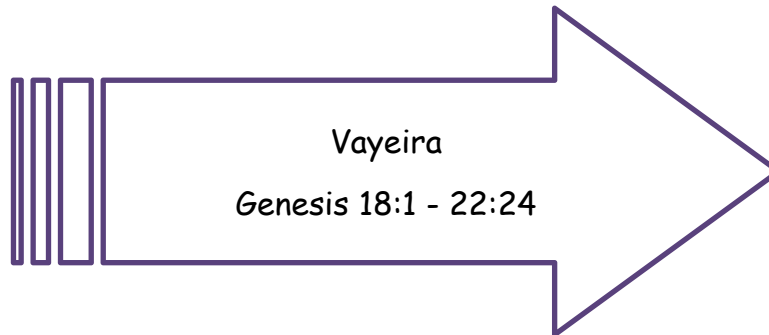


Instructions:

Place the pretzel sticks in a square pattern to create the fire pit. Put the cut fruit in the middle to represent the flames.

Next Week's Treasure Hunt

Next Week's Torah Portion



Suggested Reading Schedule

Monday:	Gen. 18	Yahweh visits <u>A</u> braham; Sarah is going to have Yitshaq; <u>A</u> braham bargains with Yahweh
Tuesday:	Gen. 19	The Story of <u>S</u> edom and <u>A</u> morah; The origin of <u>M</u> o'ab and <u>A</u> mmon
Wednesday:	Gen. 20	Sarah and <u>A</u> bimelek
Thursday:	Gen. 21	The birth of Yitshaq; <u>A</u> braham sends Hagar and Yishma'el away; <u>A</u> braham and <u>A</u> bimelek make a covenant
Friday:	Gen. 22	Elohim tests <u>A</u> braham; <u>A</u> braham offers up Yitshaq; The covenant is re-established