Parsha Pearls

Lech-Lecha

"Go or leave"

Genesis 12:1 - 17:27
Katan Bet/Gadol

In This Edition:

3.1 - Rescue Mission
Genesis 12:1-8; 13-14

© YOUNG MESSIANIC TORAH OBSERVANT ISRAEL

Table of Contents

Parsha Pearls is a comprehensive resource that allows for complete customization by the parent. We understand that if you were to strive to accomplish all aspects of each lesson in one day it would be unrealistic and also overload for the child. It is our intention that this be used 'a la carte' so that it suits your specific needs. Our site caters to printing only the pieces you choose.

This page will provide quick links to get to the portion of the document for which you are looking. When you hover over the title a finger will appear. Click on it and you will be taken directly to that page.

If you are new to Parsha Pearls, we have created an Introduction document outlining how to use our lessons, as well as a Scriptural Inspiration document, which explains our titles and the Scriptural inspiration for them. We pray that Parsha Pearls blesses your home and that your children will grow to love the Word and to never depart from keeping Torah. As always, feel free to email us at parshapearls@mtoi.org if you have any questions.

Pearl Seeking (The Main Lesson) **3**

- Treasuring His Word (Overview of the Parsha) 3
- Parsha Points (Main Lesson Content) 3
- Digging Deeper (Thought Provoking Questions) 5

Searching Out Hebrew (Reading & Writing) **6**

- Words 6
- Numbers 6
- Hebrew Word Match 7
- Flashcards 8
- Writing Hebrew 9

Counting What You Gained (Worksheets) **10**

- Storing Up Treasure in My Heart (Memory Verse) 10
- Seeking Treasure (Questions from the Parsha) 12
- Word Search 14
- Crossword Puzzle 16
- Maze 18

Precious Possessions (Arts & Crafts) **19**

- Notebook Page 19
- Coloring Page 25
- Lech-Lecha Coloring Page 26

Sweetness of Torah **27**

- Sweet Sounds of Torah (Song Corresponding to the Parsha) 27
- Sweet Taste of Torah (Snack Corresponding to the Parsha) 28

Next Week's Treasure Hunt (Looking Ahead to Next Week's Parsha) **29**

© YOUNG MESSIANIC TORAH OBSERVANT ISRAEL

Pearl Seeking

TREASURING HIS WORD

Let's do a quick overview of the entire Torah portion:

Monday:	Gen. 12	Yahweh appears to Abram; Sarai is taken to Pharaoh's house
Tuesday:	Gen. 13	Abram and Lot separate
Wednesday:	Gen. 14 - 15	The battle between the 4 kings and the 5 kings; Lot's captivity and rescue; Malkitsedeq and Abram's tithe
Thursday:	Gen. 16	Yishma'el is born to Hagar
Friday:	Gen. 17	Yahweh re-establishes His covenant with Abram; Circumcision

In this week's Parsha Pearls lesson, we will be covering the story of the strife and separation of Abram and his nephew, Lot. We will also read the story of the war between the 4 sovereigns (kings) vs. the 5 sovereigns, wherein Lot is taken captive and his uncle Abram rescues him. Then we will learn about Malkitsedeq, sovereign of Shalem (Salem) who was given Abram's tithe. Now, let's read Gen. 12:1-8 & Ch. 13-14.

PARSHA POINTS

- Yahweh called **Abram** (meaning, 'high or exalted father') out of his father's house (Ur of the Chaldeans) and told him to go to a different land (Kena'an/Canaan) - 11:31; 12:1
- Yahweh made a promise to Abram that (12:2-7):
  - He would make a great nation from him
  - He would be blessed (**barak**) and that his name would be great
  - He would be a blessing to other nations
  - He would bless those who blessed Abram, and curse those who cursed Abram
  - His seed would inherit Kena'an

- Abram was 75 years old when he left his father's house - 12:4
- Abram left with **Sarai** (meaning, 'princess'), his wife, Lot his nephew and all their possessions and people - 12:5
- Abram was rich in livestock, silver and gold - 13:2

© YOUNG MESSIANIC TORAH OBSERVANT ISRAEL

- Abram built an altar to Yahweh in Shekem (Shechem) near the terebinth (oak) trees of Moreh and when he returned there, he called on the name of Yahweh, showing his relationship and obedience to Him - 12:6-7; 13:3-4
- Lot was also rich in flocks and herds and tents - 13:5
- Abram and Lot had so many possessions that the land where they dwelled together couldn't fit them all - 13:6
- Abram and Lot's people began to fight between each other - 13:7
- Abram who was a very good leader, came up with a way to solve the conflict - 13:8-9
- Abram showed his trust in Yahweh by allowing Lot to choose where he would want to live first - 13:9
- Lot went east toward the Yarden (Jordan), toward Sedom and Amorah (Sodom and Gomorrah) - 13:10-11
- Abram stayed in the land of Kena'an - 13:12
- The people of Sedom, where Lot and his people went to live, were evil and sinned before Yahweh continually - 13:13
- Yahweh told Abram that his descendants would (13:14-16):
  - inherit the land of Kena'an forever
  - be like the dust of the earth, which cannot be counted



- Abram built another altar to Yahweh in Hebron, near the terebinth (oak) trees of Mamre, again showing his relationship and obedience to Yahweh - 13:18
- Lot's choice to go near Sedom and Amorah, proved to be an unwise decision - Ch. 14
- 4 (**arba**) sovereigns (**melek**) have a battle in Siddim against 5 (**chamesh**) other sovereigns - 14:1-2, 8-9

1. Eylam (Kedorla'omer)	VS.	1. Sedom
2. Goyim (Tid'al)		2. Amorah
3. Shin'ar (Amraphel)		3. Admah
4. Ellasar (Aryok)		4. Tseboyim
		5. Tso'ar

- The sovereigns and people of Sedom and Amorah fled and fell in tar pits in the Valley of Siddim (Salt Sea) or fled to the mountains - 14:10
- The 4 winning sovereigns took Lot and his people captive - 14:12
- Mamre the Amorite, who had a covenant relationship with Abram, escaped and told Abram that Lot was taken captive - 14:12-13
- When Abram heard that Lot was taken captive, he armed 318 of his trained servants to go and rescue Lot - 14:14
- Abram formed a strategy to divide his group, he then conquered the captors, and released Lot - 14:15-16
- Malkitsedeq (Melchizedek - meaning, 'king of righteousness') sovereign of Shalem (Salem) and priest of Elohim, brought out bread and wine to Abram after the battle and blessed him - 14:18-19

© YOUNG MESSIANIC TORAH OBSERVANT ISRAEL

- Abram gave Malkitsedeq a tithe or tenth of all he had - 14:20
- The sovereign of Sedom came out to meet Abram and tried to make a deal with Abram by offering him all the goods that Abram had retrieved, in exchange for getting his people back - 14:17, 21
- Abram let the sovereign of Sedom know that Yahweh was his provider, and that he needed nothing from this battle, NOT even a thread or sandal strap - 14:22-23
- Abram told the sovereign of Sedom to give the men who fought with him (318 trained servants) and the Amorite brothers (Aner, Eshkol, and Mamre) their portion from the spoils - 14:13, 24

DIGGING DEEPER

Parents/Teachers may choose to use these prompts for further discussion of the Torah portion.

- Discuss the promises that Yahweh made to Abram (12:2, 7; 13:14-17).
- Discuss the mention of terebinth trees (oak tree) and their significance or use throughout Scripture (12:6; 13:18).
- Discuss the war between the 5 rebellious kings against King Kedorla'omer and the 3 loyal kings (14:1-9).
- Discuss tithing and find Scriptural support for it (14:20).
- Research and discuss the thoughts on who Malkitsedeq is (See Heb. 7 and Ps. 110).

© YOUNG MESSIANIC TORAH OBSERVANT ISRAEL

Searching Out Hebrew

Parents/Teachers can print out the 'Hebrew Pronunciation Guide' to help with the pronunciation of Hebrew names and words. They can be cut out and used in conjunction with the Flashcards.

WORDS

Parents/Teachers see the following page for 3 x 5 card cut outs of the words from this week's parsha. If printed on cardstock, they can be kept in a box to reinforce learning.

Abram (אברם) - high or exalted father

Sarai (שׂרי) - princess

Barak (ברך) - bless

Melek (מלך) - sovereign/king

NUMBERS

Parents/Teachers can print out these numbers to have as additional resources. These can be found under the 'Resources' tab on the YMTOI website.

4 - arba

5 - chamesh

© YOUNG MESSIANIC TORAH OBSERVANT ISRAEL

HEBREW WORD MATCH

Match this week's Hebrew words to their correct definition.

Abram	Bless
Barak	High or Exalted Father
Melek	Princess
Sarai	Sovereign

© YOUNG MESSIANIC TORAH OBSERVANT ISRAEL

FLASHCARDS

שָׂרַי

Sarai

Sa-rai

princess

מֶלֶךְ

Melek

Me-lek

sovereign/king

אַבְרָם

Abram

Ab-ram

high or exalted father

בָּרַךְ

Barak

Ba-rak

bless

© YOUNG MESSIANIC TORAH OBSERVANT ISRAEL

WRITING HEBREW

Sarai (princess)

שָׂרַי

Yud Resh Sin

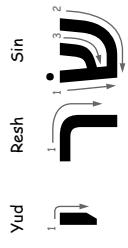

Melek (sovereign/king)

מֶלֶךְ

Kaf Sofit Lamed Mem

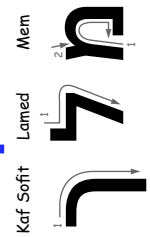

Abram (high or exalted father)

אַבְרָם

Mem Sofit Resh Vet Aleph

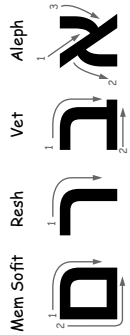

Barak (bless)

בָּרַךְ

Kaf Sofit Resh Bet

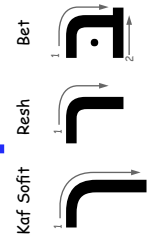

© YOUNG MESSIANIC TORAH OBSERVANT ISRAEL

Counting What You Gained

This next section is intended to be reinforcement of the lessons learned during this parsha. Choose the activities that best fit your child.

STORING UP TREASURE IN MY HEART

The Katan Bet and Gadol memory verse is Genesis 12:2-3. You can review the verse with them by reciting it out loud, acting it out, putting it to music… whatever works for you.



© YOUNG MESSIANIC TORAH OBSERVANT ISRAEL

Use this space to draw a picture of the verse memorized.

Use this space to write out the verse memorized.

© YOUNG MESSIANIC TORAH OBSERVANT ISRAEL

SEEKING TREASURE

1.

What are the promises Yahweh made to Abram?

And I shall make you a _____ _____ and

_____ _____ and make your _____

_____, and you shall be a _____! (12:2)

2.

How many times does Yahweh use the root word 'bless' in 12:2-3?

_____

3.

How old was Abram when he left his father's house?

Circle the correct choice.

21 75 100 18

(12:4)

4.

What was Abram very rich in?

_____

_____

_____

(13:2)

5.

What word was used to describe the relationship between Abram's men and Lot's men?

_____

(13:7-8)

6.

Where did Lot go to live? (13:12)

_____

Where did Abram settle? (13:12)

_____

7.

What are the promises Yahweh made to Abram in 13:15-16?

For all the land which you see I shall _____ _____ _____ and

_____ _____ _____. And I shall make

your seed as the _____ _____ _____ _____...

© YOUNG MESSIANIC TORAH OBSERVANT ISRAEL

8.

What did Abram do at Shekem? (12:7)

What did Abram do at Hebron? (13:18)

_____

_____

9.

How many sovereigns fought against each other?

Circle the correct choice.

2 9 100 13

(14:9)

10.

How many of Abram's men went to battle to get Lot and his family back?

Circle the correct choice.

218 318 418 518

(14:14)

11.

Who was Malkitsedeq?

_____

(14:18)

12.

What did this sovereign give Abram?

_____ and _____

(14:18)

13.

What did Abram give this sovereign?

_____

(14:20)

14.

What did Abram say he would NOT even take from the sovereign of Sedom?
Circle the correct choices.

camels thread gold silver

livestock sandal strap

(14:23)

15.

Whom did Abram feel deserved a portion of the booty?

1) _____ 2) _____

3) _____ 4) _____

(14:24)

© YOUNG MESSIANIC TORAH OBSERVANT ISRAEL

WORD SEARCH

Search for the hidden words from this week's parsha.

S	G	G	Z	D	P	O	S	S	E	S	S	I	O	N	S	S	U	X	W
F	P	I	Z	I	S	D	I	N	O	I	T	R	O	P	O	C	G	C	Z
Z	C	C	B	N	X	S	N	E	M	S	D	R	E	H	J	X	F	N	V
Y	Y	R	H	A	N	L	A	R	Y	S	D	U	S	T	Z	T	G	B	E
E	K	A	S	D	F	K	K	L	A	G	H	O	S	C	R	E	S	S	E
O	M	T	F	U	T	E	M	N	T	E	L	H	K	M	O	N	G	E	R
H	G	L	U	H	F	N	D	L	V	S	C	C	I	X	S	T	W	D	T
U	D	A	R	W	Z	A	M	Y	O	L	E	Y	J	H	S	H	O	O	H
X	D	E	H	N	L	A	S	F	I	K	C	A	Y	N	E	U	W	M	T
L	A	Q	A	S	Z	N	E	V	J	T	M	N	K	N	S	F	H	P	N
D	N	W	T	A	I	A	E	Q	E	B	P	G	I	H	S	G	X	C	I
K	T	R	R	A	M	S	D	M	M	T	Z	L	Z	A	O	E	T	W	B
M	A	L	K	I	T	S	E	D	E	Q	J	K	D	N	P	E	O	Q	E
P	O	H	T	O	E	L	X	D	E	R	E	V	I	L	E	D	Y	A	R
H	L	D	C	J	A	T	A	I	F	C	B	V	I	Q	T	F	M	N	E
K	E	K	B	H	K	S	O	V	E	R	E	I	G	N	J	O	I	P	T
I	L	Y	S	W	F	D	B	L	L	C	T	F	T	S	R	K	K	O	Y
W	A	Z	K	U	E	W	Y	Y	V	G	P	C	S	A	Q	F	F	L	G
K	V	B	N	R	A	R	Z	O	L	M	E	Y	H	P	X	O	Z	W	Q
L	O	H	U	K	P	D	T	T	U	M	O	S	T	H	I	G	H	E	L

KENA'AN
POSSESSIONS
SEDOM
SEED
MALKITSEDEQ
POSSESSOR
PORTION

TEREBINTH TREE
HERDSMEN
AMORAH
ALTAR
SHALEM
DELIVERED
THREAD

LIVESTOCK
SALT SEA
DUST
SOVEREIGN
MOST HIGH EL
TENTH
SANDAL STRAP

© YOUNG MESSIANIC TORAH OBSERVANT ISRAEL

Answer Key

S	G	G	Z	D	P	O	S	S	E	S	S	I	O	N	S	S	U	X	W
F	P	I	Z	I	S	D	I	N	O	I	T	R	O	P	O	C	G	C	Z
Z	C	C	B	N	X	S	N	E	M	S	D	R	E	H	J	X	F	N	V
Y	Y	R	H	A	N	L	A	R	Y	S	D	U	S	T	Z	T	G	B	E
E	K	A	S	D	F	K	K	L	A	G	H	O	S	C	R	E	S	S	E
O	M	T	F	U	T	E	M	N	T	E	L	H	K	M	O	N	G	E	R
H	G	L	U	H	F	N	D	L	V	S	C	C	I	X	S	T	W	D	T
U	D	A	R	W	Z	A	M	Y	O	L	E	Y	J	H	S	H	O	O	H
X	D	E	H	N	L	A	S	F	I	K	C	A	Y	N	E	U	W	M	T
L	A	Q	A	S	Z	N	E	V	J	T	M	N	K	N	S	F	H	P	N
D	N	W	T	A	I	A	E	Q	E	B	P	G	I	H	S	G	X	C	I
K	T	R	R	A	M	S	D	M	M	T	Z	L	Z	A	O	E	T	W	B
M	A	L	K	I	T	S	E	D	E	Q	J	K	D	N	P	E	O	Q	E
P	O	H	T	O	E	L	X	D	E	R	E	V	I	L	E	D	Y	A	R
H	L	D	C	J	A	T	A	I	F	C	B	V	I	Q	T	F	M	N	E
K	E	K	B	H	K	S	O	V	E	R	E	I	G	N	J	O	I	P	T
I	L	Y	S	W	F	D	B	L	L	C	T	F	T	S	R	K	K	O	Y
W	A	Z	K	U	E	W	Y	Y	V	G	P	C	S	A	Q	F	F	L	G
K	V	B	N	R	A	R	Z	O	L	M	E	Y	H	P	X	O	Z	W	Q
L	O	H	U	K	P	D	T	T	U	M	O	S	T	H	I	G	H	E	L

KENA'AN
POSSESSIONS
SEDOM
SEED
MALKITSEDEQ
POSSESSOR
PORTION

TEREBINTH TREE
HERDSMEN
AMORAH
ALTAR
SHALEM
DELIVERED
THREAD

LIVESTOCK
SALT SEA
DUST
SOVEREIGN
MOST HIGH EL
TENTH
SANDAL STRAP

© YOUNG MESSIANIC TORAH OBSERVANT ISRAEL

CROSSWORD PUZZLE

Complete the crossword using words from this week's parsha:



Across

3. What did Abram give Malkitsedeq?
6. Abram took 318 trained _____ to get Lot back.
7. Lot was taken _____ after the war.
8. How many kings fought against each other?
9. Abram was very rich in _____.

Down

1. Who was Abram's nephew?
2. What happened between Abram and Lot's men?
4. What was the name of the king and priest that met Abram with bread and wine?
5. What did Abram build to Yahweh?
6. Abram then had to tell Lot to _____from him.

© YOUNG MESSIANIC TORAH OBSERVANT ISRAEL

Answer Key

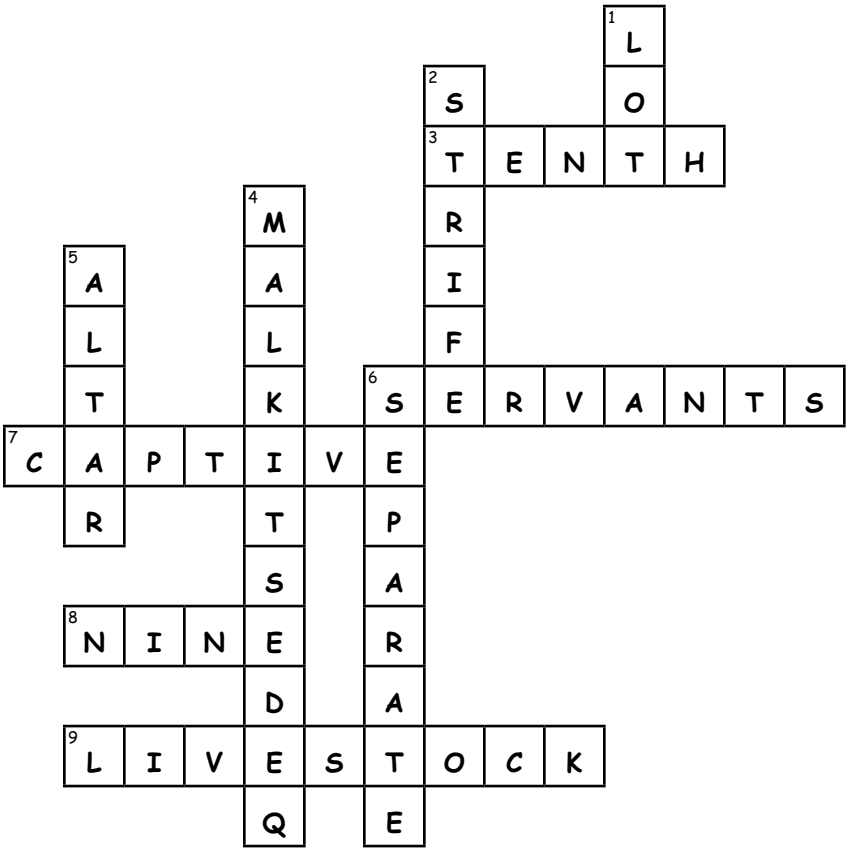

Across

3. What did Abram give Malkitsedeq? **tenth**
6. Abram took 318 trained **servants** to get Lot back.
7. Lot was taken **captive** after the war.
8. How many kings fought against each other? **nine**
9. Abram was very rich in **livestock**.

Down

1. Who was Abram's nephew? **Lot**
2. What happened between Abram and Lot's men? **strife**
4. What was the name of the king and priest that met Abram with bread and wine? **Malkitsedeq**
5. What did Abram build to Yahweh? **altar**
6. Abram then had to tell Lot to **separate** from him.

© YOUNG MESSIANIC TORAH OBSERVANT ISRAEL

MAZE



© YOUNG MESSIANIC TORAH OBSERVANT ISRAEL

Precious Possessions

NOTEBOOK PAGE

Abram Rescues Lot & Gives Tithe to Malkitsedeq

Genesis 14

Materials:

- Cardstock - white & color of choice
- Buttons with shank - 1/2" (6)
- Sandpaper - black
- *X-acto* knife
- Double-sided adhesive foam dimensionals
- Hot glue
- Glue
- Scissors
- Coloring pencils, crayons or markers
- Notebook Templates: Main Page & A (BW) or Main Page & B (color)

Parent/Teacher Preparation:

- Print Main Page on cardstock color of choice.
- Print Notebook Template A (BW) or B (color) on white cardstock.
- Depending on the skill of the child, you may need to cut out the lines on the Main Page.

Instructions for the Notebook Page:

- If using BW Templates, color all pieces except for tar pit, using medium of choice.
- Cut out all Template pieces. (P1)
- Using an *X-acto* knife, cut inside the outline on the Main Page being careful to keep your lines straight. (P2)
- Trace the 'tar pit' onto black sandpaper. (P3a)
- Cut out the tar pit. Set aside. (P3b)

P1

P2

P3a



P3b

© YOUNG MESSIANIC TORAH OBSERVANT ISRAEL

Instructions for the Notebook Page cont'd:

Abram, Lot, Malkitsedeq, King of Sedom and 4 Kings, and the other 4 Kings

- Apply hot glue on the shank of a button and attach it to the back of a character from the story. (P4a, P4b, P4c)
- Allow the glue to dry.
- Repeat this process for each character. (P5)
- Now, slide each person or group of characters to the different slits on the cardstock as follows: (P6a, P6b)
  - Abram should be on the top slit on the left side of the page. (P6c)
  - The tithe basket should be next to Abram. (P6c)
  - Malkitsedeq should be on the top slit on the right side of the page. (P6c)
  - King of Sedom and the 4 kings that aligned with him should be on the bottom slit on the left side of the page. (P6d)
  - The other 4 kings should be on the bottom slit on the right side of the page. (P6d)
  - Lot should be on the vertical slit next to the King of Sedom and the 4 kings. (P6d)
- Adhere double-sided adhesive foam dimensionals at the top, center and bottom of another sheet of cardstock as shown in the picture. (P7)
- Place the Main Page with the slits over the foam dimensionals being careful to match up all sides. This will make it easier to slide the characters and ensure they don't fall out of the slits. (P8)

P4a


P4b

P4c

P5

P6a

P6b

P6c

P6d

P7


P8

© YOUNG MESSIANIC TORAH OBSERVANT ISRAEL

Instructions for the Notebook Page cont'd:

P9a

P9b

Tar Pit and Baskets

- Adhere a double-sided adhesive foam dimensional to the back of the 9 baskets and place on the left side of the page near Abraham. (P9a, P9b)
- Adhere a double-sided adhesive foam dimensional to the back of the tar pit at the bottom and place on Main Page to ensure that the King of Sedom and the 4 kings can slide into the pit. Glue the tar pit onto the Main Page at the bottom of the left slit below the King of Sedom and the 4 kings. (P10a, P10b)

P10a

P10b

Interacting with the Page

- The kings can slide to fight against each other, capture Lot or fall into the tar pit, depending on the scene you are acting out. (P11a, P11b)
- Abraham can slide toward Malkitsedeq to give him a tithe and Malkitsedeq can slide toward Abraham to give him bread and wine. (P12)
- Abraham can slide down to rescue his nephew Lot. (P13)

P11a

P11b

P12

P13

Hebrew Words

- Write the following directly on the Main Page or on a piece of colored cardstock and glue to the page as follows:
- Next to Abram: (P14a, P14b)
  - 1) **Abram**
    2) **אברם**
    3) **High or Exalted Father**

P14a

P14b

- Above Abram and Malkitsedeq: (P15a, P15b)
  - 1) **Barak**
    2) **ברך**
    3) **Bless**

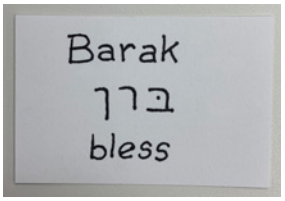

P15a

P15b

- Below the 4 kings on the right side of the page: (P16a, P16b)
  - 1) **Melek**
    2) **מלך**
    3) **Sovereign/King**

P16a

P16b

You now have a visual representation of the various stories in this week's parsha lesson including the Torah instruction to tithe as our forefather Abram gave to the sovereign Malkitsedeq.

© YOUNG MESSIANIC TORAH OBSERVANT ISRAEL

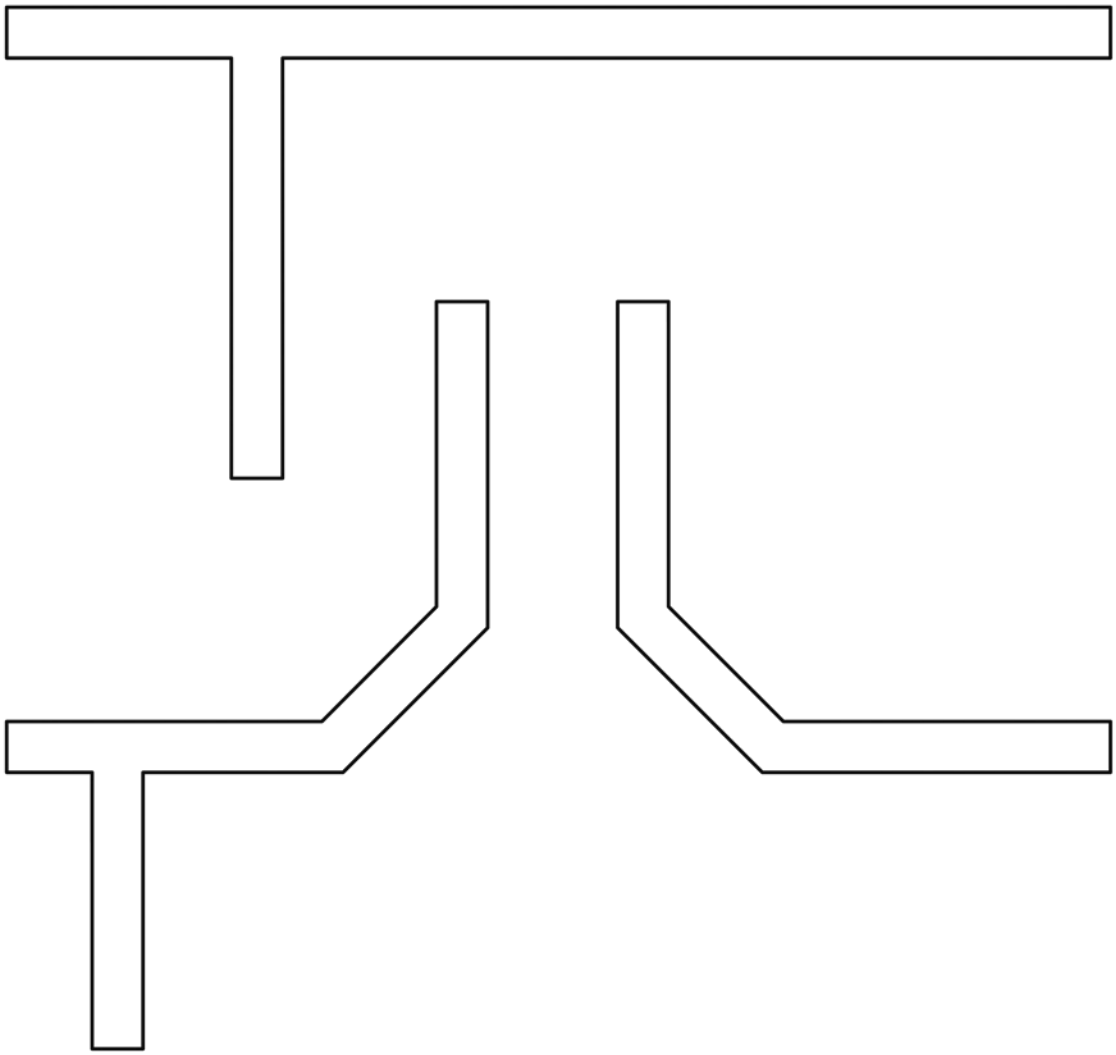

Notebook Template A (BW)



King of Sedom & 4 kings



Other 4 kings

Lot

Malkitsedeq

Abram

Set of 9 baskets

Tithe basket for Malkitsedeq

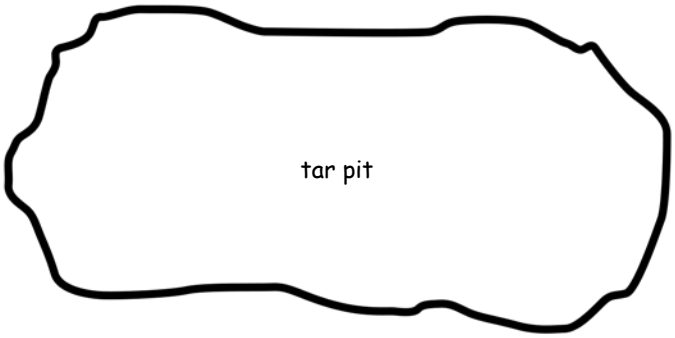

© YOUNG MESSIANIC TORAH OBSERVANT ISRAEL

Notebook Template B (color)



King of Sedom & 4 kings



Other 4 kings

Lot

Malkitsedeq

Abram

Set of 9 baskets

Tithe basket for Malkitsedeq

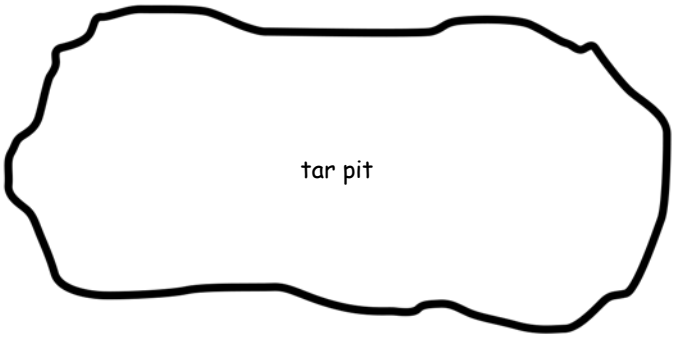

© YOUNG MESSIANIC TORAH OBSERVANT ISRAEL


VS

Lech-Lecha

"Go or leave"

Genesis 12:1 - 17:27

לך-לך

SWEET SOUNDS OF TORAH

(Sing Praises to His Name)

Here is the link for "We're Going to Kena'an":
https://www.podomatic.com/podcasts/steveberkson/episodes/2016-11-08T10_04_27-08_00
Sing to the tune of *"We're Going to Kentucky, We're Going to The Fair"*

We're Going to Kena'an

We're going to Kena'an
We're leaving from Haran
To a place Yahweh will show us
With Sarai & Abram

We're packing up our things
We're traveling very far
It's taking us a long, long time
Oye, I wish we had a car!

Here is the link for "Yahweh Told Abram":
https://www.podomatic.com/podcasts/steveberkson/episodes/2016-11-08T10_06_21-08_00
Sing to the tune of *"Mary Wore Her Red Dress"*

Yahweh told Abram

Yahweh told Abram, Abram, Abram
Yahweh told Abram, it's time to leave your home

It's time to leave your homeland, homeland, homeland
It's time to leave your homeland, I'll show you where to go

You'll have as many children, children, children
You'll have as many children as dust of the earth

You'll be a great nation, nation, nation
You'll be a great nation, Lech-Lecha

© YOUNG MESSIANIC TORAH OBSERVANT ISRAEL

SWEET TASTE OF TORAH

This snack relates to this week's parsha. Please take these as suggestions and make necessary changes based on your individual dietary needs.

Altar

Genesis 12:7; 13:4

Option 1

Ingredients:

- *Ritz* crackers
- Pretzel sticks (broken into shorter lengths - represents wood)
- Chocolate covered raisins
- Peanut butter or spread of choice
- Red/orange *Fruit Roll-Ups* (represents flames)

Instructions:

Spread some peanut butter or spread of your choice on the cracker. Place chocolate-covered raisins around outer edge. Break the pretzel sticks into short pieces and lay upright into peanut butter. Cut the *Fruit Roll-Up* to resemble flames and insert them in between the pretzel sticks.

Option 2

Ingredients:

- Graham cracker
- Peanut butter or spread of choice
- Pretzel sticks (represents wood)
- Kosher candy corn (represents flames)

Instructions:

Spread some peanut butter or spread of your choice on the cracker. Place the pretzel sticks along the edges to create a boarder looking like logs. Place the candy corn in the center to represent the flames.

Option 3

Ingredients:

- Pretzel sticks - (represents wood)
- Red apples - cut into slices (represents fire)
- Mandarin oranges - (represents fire)

Instructions:

Place the pretzel sticks in a square pattern to create the fire pit. Put the cut fruit in the middle to represent the flames.

© YOUNG MESSIANIC TORAH OBSERVANT ISRAEL

Next Week's Treasure Hunt

Next Week's Torah Portion

Vayeira

Genesis 18:1 - 22:24

Suggested Reading Schedule

Monday:	Gen. 18	Yahweh visits Abraham; Sarah is going to have Yitshaq; Abraham bargains with Yahweh
Tuesday:	Gen. 19	The Story of Sedom and Amorah; The origin of Mo'ab and Ammon
Wednesday:	Gen. 20	Sarah and Abimelek
Thursday:	Gen. 21	The birth of Yitshaq; Abraham sends Hagar and Yishma'el away; Abraham and Abimelek make a covenant
Friday:	Gen. 22	Elohim tests Abraham; Abraham offers up Yitshaq; The covenant is re-established

© YOUNG MESSIANIC TORAH OBSERVANT ISRAEL