

Parsha Pearls

Lech-Lecha

"Go or leave"

Genesis 12:1 - 17:27

Katan Bet/Gadol



In This Edition:

3.2 - Continual Covenants

Genesis 15; 17:1-21



Table of Contents

Parsha Pearls is a comprehensive resource that allows for complete customization by the parent. We understand that if you were to strive to accomplish all aspects of each lesson in one day it would be unrealistic and also overload for the child. It is our intention that this be used 'a la carte' so that it suits your specific needs. Our site caters to printing only the pieces you choose.

This page will provide quick links to get to the portion of the document for which you are looking. When you hover over the title a finger will appear. Click on it and you will be taken directly to that page.

If you are new to Parsha Pearls, we have created an [Introduction](#) document outlining how to use our lessons, as well as a [Scriptural Inspiration](#) document, which explains our titles and the Scriptural inspiration for them. We pray that Parsha Pearls blesses your home and that your children will grow to love the Word and to never depart from keeping Torah. As always, feel free to email us at parshapearls@mtoi.org if you have any questions.

Pearl Seeking (The Main Lesson)	3
➤ Treasuring His Word (Overview of the Parsha)	3
➤ Parsha Points (Main Lesson Content)	3
➤ Digging Deeper (Thought Provoking Questions)	5
Searching Out Hebrew	6
➤ Word	6
➤ Numbers	6
➤ Hebrew Word Match	7
➤ Flashcards	8
➤ Writing Hebrew	9
Counting What You Gained (Worksheets)	10
➤ Storing Up Treasure in My Heart (Memory Verse)	10
➤ Seeking Treasure (Questions from the Parsha)	12
➤ Word Search	14
➤ Crossword Puzzle	16
➤ Maze	18
Precious Possessions (Arts & Crafts)	19
➤ Notebook Page	19
➤ Coloring Page	26
Sweetness of Torah	27
➤ Sweet Sounds of Torah (Song Corresponding to the Parsha)	27
➤ Sweet Taste of Torah (Snack Corresponding to the Parsha)	28
Next Week's Treasure Hunt (Looking Ahead to Next Week's Parsha)	29



Pearl Seeking

TREASURING HIS WORD


Let's do a quick overview of the entire Torah portion:

Monday:	Gen. 12	Yahweh appears to <u>A</u> bram; Sarai is taken to Pharaoh's house
Tuesday:	Gen. 13	<u>A</u> bram and Lot separate
Wednesday:	Gen. 14 -15	The battle between the 4 kings and the 5 kings; Lot's captivity and rescue; Malkit <u>s</u> edeq and <u>A</u> bram's tithe; Yahweh establishes His covenants with <u>A</u> bram
Thursday:	Gen. 16	Yishma'el is born to Hagar
Friday:	Gen. 17	Yahweh reestablishes His covenant with <u>A</u> bram; Circumcision

In this week's Parsha Pearls lesson, we will be looking at the covenants that Yahweh made with Abram and his seed. First we will read about His promise to give Abram his heir Yitshaq. Then we will see how He makes a covenant with Abram, promising to give his seed the land of Kena'an as an inheritance. Last, we will watch Yahweh introducing a physical sign of entering His covenant: the requirement of circumcision for all males. We will also learn the new names that Yahweh gave Abram and Sarai. Now, let's read Gen. 15 & 17:1-21.

PARSHA POINTS

- After the events of Lot's captivity and rescue, the word of Yahweh came to Abram in a vision to reassure him that He would be his shield, and to remind Abram that his reward would be abundant - 15:1
- Abram expressed his concern to Yahweh that he had no offspring (**zera**) yet except for his servant Eli'ezer of Dammeseq, who was born in his household - 15:2
- Yahweh confirmed His promise that Abram would indeed have his own offspring, who would be as the stars of the heavens - 15:5
- Abram believed what Yahweh told him, and Yahweh counted his belief as righteousness - 15:6
- Yahweh asked Abram to bring an offering to establish the covenant between them, which included a (15:9):
 - 3-year (**shalosh**) old heifer
 - 3-year old female goat
 - 3-year old ram
 - turtledove
 - young pigeon



- Abram took the animals and split them down the middle, except for the birds - 15:10
- Birds of prey attempted to devour the offering, but Abram drove them away - 15:11
- After a deep sleep that frightened Abram, Yahweh foretold of a 400 (**arba me'ot**) year slavery that would come to Abram's seed in a foreign land - 15:13
- Yahweh let Abram know that He would judge the nation that enslaved them, and afterward He would let them come out from there with great possessions - 15:14
- Yahweh reassured Abram that he would die in peace at a good old age - 15:15
- Yahweh sealed the covenant by burning the offerings - 15:17
- As part of this covenant (**brit**), Yahweh established the land boundaries—from the river of Mitsrayim to the Euphrates river—and lists the nations that would be dispelled (15:18-21):

- Qeynite
- Qenizzite
- Qadmonite
- Hittite
- Perizzite
- Repha'im
- Amorite
- Kena'anite
- Girgashite
- Yebusite



- Yahweh appeared to Abram when he was 99 (**tish'im ve tesha**) years old and revealed that He was El Shaddai. He told Abram to walk before Him and to be perfect - 17:1
- Yahweh reestablished His covenant with Abram, stating that he would be a father of many nations, be exceedingly fruitful, and that many sovereigns would come from him - 17:2-6
- Yahweh gave Abram a new name, Abraham, because he would be a father of many nations - 17:5
- Yahweh also established His covenant with Abraham's seed—an everlasting covenant to be their Elohim - 17:7
- Yahweh promised to give Abraham and his seed after him the land of Kena'an as an everlasting possession, reiterating His promise to be their Elohim - 17:8
- Elohim told Abraham to guard His covenant—he and his seed after him—throughout their generations - 17:9
- The covenant included the requirement that every male child undergo circumcision (**brit milah**) - 17:10
- A son of 8 (**shmoneh**) days was to be circumcised, whether one born in Abraham's house or any foreigner bought with silver - 17:12
- This everlasting covenant is in their flesh - 17:13
- Any male child not circumcised in their flesh was to be cut off from his people, because uncircumcision is a breaking of His covenant - 17:14

- Yahweh told Abraham that his wife Sarai would now be called Sarah - 17:15
- Yahweh told Abraham that Sarah would be blessed with a son, and that many nations and sovereigns would come from her - 17:16
- Abraham found this promise hard to grasp, and questioned Yahweh how a man of 100 (**me'ah**) years old and a woman of 90 (**tish'im**) years old could bear a child - 17:17
- Yahweh told Abraham that his son would be named Yitshaq, and that this covenant was an ever-lasting covenant, which would be established with him and also with his seed after him - 17:19
- Yahweh reassured Abraham that Yishma'el would be blessed and be fruitful. He would bring forth 12 (**shtem esre**) princes, who would greatly increase and be made into a great nation - 17:20
- However, Yahweh made it clear that the covenant would not be established through Yishma'el, but with the boy Yitshaq, who would be born to Sarah in the next year - 17:21
- The very same day that Elohim spoke of these things, Abraham took Yishma'el, along with himself, all those born in his house and all those bought with silver, and circumcised the flesh of their foreskins, as Elohim had told him - 17:23, 27
- Abraham was 99 years old when he was circumcised, and Yishma'el was 13 (**shalosh esre**) years old - 17:24-26



DIGGING DEEPER

Parents/Teachers may choose to use these prompts for further discussion of the Torah portion.

- Chapter 15 starts off with Yahweh stating that He is Abram's shield. Find Scripture verses that confirm that Yahweh is our shield.
- Discuss the significance of having a male heir to carry on the family line.
- In the covenant ceremony between Yahweh and Abram, what is the meaning of the birds of prey? Could it be indicative of HaSatan trying to disrupt and prevent the covenant?
- Yahweh requires that all males be circumcised in order to be in covenant with Him. Discuss the ramifications of not being circumcised. Find other passages in Scripture that talk about circumcision. What is 'circumcision of the heart?' What is Colossians 3:11 talking about if circumcision is an everlasting covenant? What is Acts 15 talking about?
- Note that Yishmael's line would have 12 princes and also be blessed. How are the Arabs blessed?

Searching Out Hebrew

Parents/Teachers can print out the '[Hebrew Pronunciation Guide](#)' to help with the pronunciation of Hebrew names and words. They can be cut out and used in conjunction with the Flashcards.

WORD

Parents/Teachers see the following page for 3 x 5 card cut outs of the words from this week's parsha. If printed on cardstock, they can be kept in a box to reinforce learning.

Zera (זרע) - seed/offspring

Brit (ברית) - covenant

Goyim (גוים) - nations

Brit Milah (ברית מילה) - circumcision

NUMBERS

Parents/Teachers can print out these numbers to have as additional resources. These can be found under the '[Resources](#)' tab on the YMTOI website.

3 - shalosh

8 - shmoneh

12 - shtem esre

13 - shalosh esre

90 - tish'im

99 - tish'im ve tesha

100 - me'ah

400 - arba me'ot



HEBREW WORD MATCH

Match this week's Hebrew words to their correct definition.

Brit

Circumcision

Brit Milah

Covenant

Goyim

Nations

Zera

Seed/Offspring



FLASHCARDS

בְּרִית

Brit

Brit

covenant

בְּרִית מִילָה

Brit Milah

Brit Mi-lah

circumcision

זֶרַע

Zera

Ze-ra

seed/offspring

גוֹיִם

Goyim

Goy-im

nations



WRITING HEBREW

Brit (covenant)

ברית

Tav Yud Resh Bet
 ת י ר ב

Zera (seed/offspring)

זרע

Ayin Resh Zayin
 ע ר ז

Brit Milah (circumcision)

ברית מילה

Hey Lamed Yud Mem Tav Yud Resh Bet
 ה ל י מ ת י ר ב

Goyim (nations)

גוים

Mem Soft Yud Vav Gimmel
 ם י ו ג

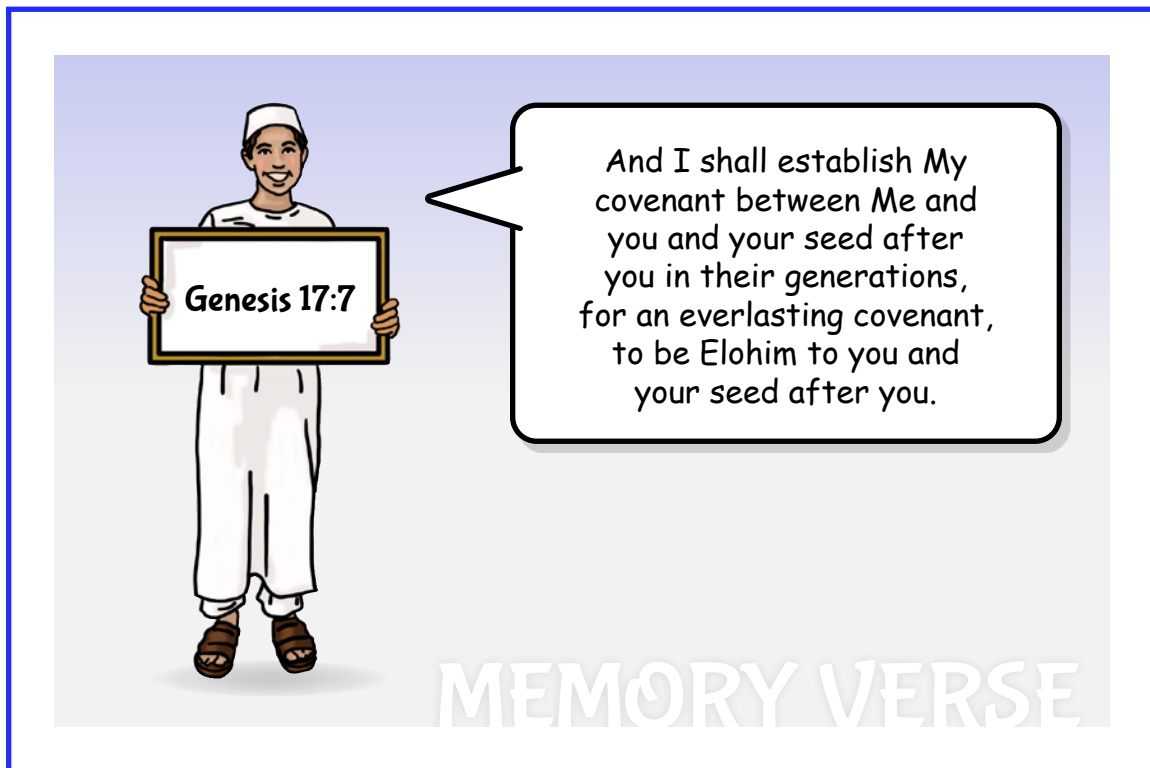


Counting What You Gained

This next section is intended to be reinforcement of the lessons learned during this parsha. Choose the activities that best fit your child.

STORING UP TREASURE IN MY HEART

The Katan Bet and Gadol memory verse is *Genesis 17:7*. You can review the verse with them by reciting it out loud, acting it out, putting it to music... whatever works for you.



Use this space to draw a picture of the verse memorized.



Use this space to write out the verse memorized.



SEEKING TREASURE

1.



Yahweh told Abram to not be afraid because He was his shield.

T / F

(15:1)

2.



What was the name of the servant in Abram's house?


Circle the correct choice.

Eli'ezer Zimran

Midyan Laban

(15:2)

3.



Yahweh compared Abram's seed to what?

Circle the correct choice.

stars sand pollen

raindrops sunshine

(15:5)

4.




How many years did Yahweh say his seed would be in bondage?

40 400 4,000

(15:13)

5.



Which 2 rivers were the boundaries of the land of Kena'an?

_____ and

(15:18)



6.



Yahweh _____ to Abram and said
to him, "I am _____ - _____
before Me and be _____."

(17:1)

7.



Abram's name was changed to
_____.

(17:5)

8.




Yahweh requires circumcision of all males.

T / F

(17:10)

9.



Sarai's name was changed to
_____.

(17:15)

10.



Yahweh named Abraham and
Sarah's son Yitshaq.


T / F

(17:19)



WORD SEARCH

Search for the hidden words from this week's parsha.




VISION
HEAVENS
HEIFER
TURTLEDOVE
ABRAM
SARAH
YITSHAQ

SHIELD
STARS
FEMALE GOAT
PIGEON
ABRAHAM
CIRCUMCISE
TWELVE

ELI'EZER
COVENANT
RAM
SOJOURNERS
SARAI
YISHMA'EL
PRINCES



Answer Key



VISION
 HEAVENS
 HEIFER
 TURTLEDOVE
 ABRAM
 SARAH
 YITSHAQ


SHIELD
 STARS
 FEMALE GOAT
 PIGEON
 ABRAHAM
 CIRCUMCISE
 TWELVE

ELI'EZER
 COVENANT
 RAM
 SOJOURNERS
 SARAI
 YISHMA'EL
 PRINCES



CROSSWORD PUZZLE

Complete the crossword using words from this week's parsha.



Across


4. Abram's name was changed to _____.
5. What day is a baby boy circumcised?
6. Yahweh appeared to Abram in a _____.
9. Abram believed in Yahweh and He reckoned it to him for _____.
11. Yahweh told Abram to walk before Him and be _____.
13. Abraham was to be a father of many _____.

Down

1. Birds of prey came down on the _____ but Abram drove them away.
2. Yahweh said Abram's seed would be like the _____ of the heavens.
3. Yahweh made a _____ with Abram.
7. The name of Abram's servant.
8. Abraham and Sarah's son's name.
10. Yahweh told Abram that He was his _____.
12. The age of the heifer, female goat and ram.
14. Sarai's name was changed to _____.



Answer Key



Across


4. Abram's name was changed to Abraham.
5. What day is a baby boy circumcised?
eight
6. Yahweh appeared to Abram in a vision.
9. Abram believed in Yahweh and He reckoned it to him for righteousness.
11. Yahweh told Abram to walk before Him and be perfect.
13. Abraham was to be a father of many nations.

Down

1. Birds of prey came down on the carcasses but Abram drove them away.
2. Yahweh said Abram's seed would be like the stars of the heavens.
3. Yahweh made a covenant with Abram.
7. The name of Abram's servant. Eli'ezer
8. Abraham and Sarah's son's name. Yitshaq
10. Yahweh told Abram that He was his shield.
12. The age of the heifer, female goat and ram. three
14. Sarai's name was changed to Sarah.



MAZE



Precious Possessions

NOTEBOOK PAGE

Materials:

- Cardstock - white
- Tissue paper - red, orange & yellow (for fire)
- Glitter glue - gold & blue (for sky & stars)
- Puffy paint - blue (for water)
- Double-sided foam dimensional
- Glue & glue stick
- Scissors
- Crayons, coloring pencils or markers
- Notebook Templates: Main Page & A (BW) or Main Page & B (color)

Parent/Teacher Preparation:

- Print Notebook Templates of choice on cardstock.

Instructions for the Notebook Page:

- If using BW Templates, color using medium of choice.
- Cut out all Template pieces. (P1)

Creating Tissue Paper Flames


- Take 3 yellow, 3 orange and 3 red tissues and shape them into flower bouquets. (P2)
- Begin by putting a square tissue around your index finger in a diamond position. (P3a)
- Wrap the sides around your index finger like a burrito. Bring one end over and then the other end over. (P3b)
- Twist the ends to finish the 'flame'. (P3c)
- Repeat this process for the other cardstock flame.

Yahweh's Covenants with Abram

Genesis 15:1-6;
17:8, 10, 23, 27



P1



P3a



P2



P3b



P3c


Instructions for the Notebook Page cont'd:

Assembling the Flames

- Using a glue stick, apply to each cardstock flame. (P4)
- Begin by placing a yellow tissue to the center and top. (P5a)
- Place the remaining 2 yellow tissues on both sides. (P5b, P5c)
- Place an orange tissue below the center yellow tissue. (P6a)
- Place the remaining 2 orange tissues on both sides. (P6b)
- Place a red tissue below the center orange tissue. (P7a)
- Place the remaining 2 red tissues on both sides. (P7b)
- Repeat the process for the other cardstock flame. (P8)
- Set tissue paper flames aside for now.



P4




P5a



P5b



P5c




P6a



P6b



P7a



P7b




P8

Instructions for the Notebook Page cont'd:



P9



P10a



P10b

Assembling the Main Page

- Using coloring medium of choice, color the sky on the Main Page. (P9)
- Spread glue on a foam dimensional and place on the back of the 'nations' cutout. Spread glue on the other side of the foam dimensional and place over the circle on the Main Page. You can also use double-sided foam dimensional if desired. (P10a, P10b)
- Adhere foam dimensionals to the back of the Torah scroll. (P11a)
- Place the scroll over the baby wherever you desire. (P11b)
- Spread glue on the back of the flames and place them in between the name changes. (P12a, P12b)
- Apply gold glitter glue to the stars and allow to dry. (P13)
- Apply blue glitter glue to the sky and allow to dry. (P14)




P11a



P11b



P12a



P12b

Hebrew Word

- Write the following directly on the Main Page or on a piece of colored cardstock and glue to the page: (P15)
 - 1) Brit 2) ברית 3) Covenant

You now have a visual representation of the covenants that Yahweh made with Abraham.



P13




P14



P15

Abram


Abraham



Sarai

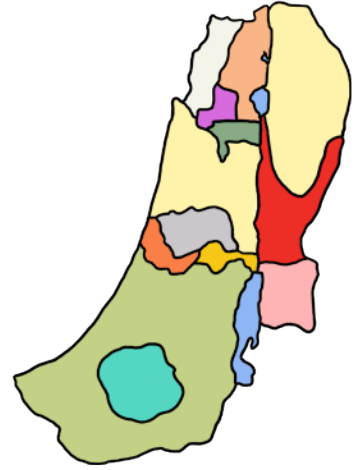
Sarah





Abram


Abraham



Sarai

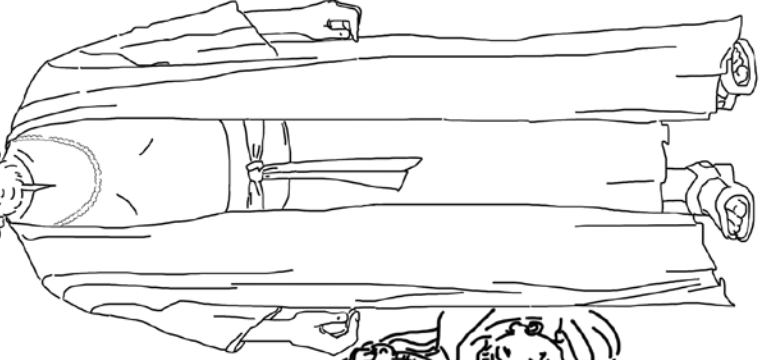
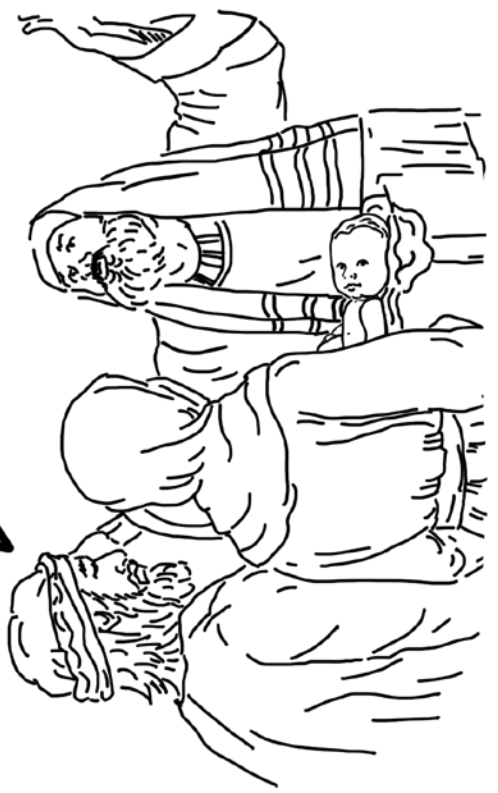
Sarah







Abram **Abraham**
Sarai **Sarah**



Sweetness of Torah

SWEET SOUNDS OF TORAH

(Sing Praises to His Name)

Here is the link for "Abraham and Sarah":

https://www.podomatic.com/podcasts/steveberkson/episodes/2019-11-01T07_41_39-07_00

Here is the link for "Lech-Lecha (Go or Leave)":

https://www.podomatic.com/podcasts/steveberkson/episodes/2019-11-01T07_42_38-07_00

Abraham and Sarah

Abraham was the son of Terah
Who lived in a distant land
He had a wife by the name of Sarah
They were really old

Yah made a promise to Abraham
That he would have a son
And from that son would come a nation
As many as the stars
Oh-h-h-h

Chorus:

Trust in Yahweh with all your heart
Lean not on your understanding
In all of yours ways, acknowledge Him
And He will direct your path

Many years went by for them
But still they trusted Yah
And they knew He would fulfil His promise
If they just believed
Oh-h-h-h

Chorus:

Trust in Yahweh with all your heart
Lean not on your understanding
In all of yours ways, acknowledge Him
And He will direct your path (repeat)

Yes, He will direct your path

Abraham and Sarah had a baby boy
Yah fulfilled His promise
Just like He said He would

Lech-Lecha (Go or Leave)

Lech-Lecha, from this land you'll go
Eretz Kena'an is the land I will show
I will make you great
Many children in the future is your fate

Lech-Lecha, a nation you will be
Yisra'el will be yours, you will see
Your children will prosper in this land
They will be as many as the stars and sand

Yahweh changed Abram's name
The father of B'nei Yisra'el, he became

Lech-Lecha = go or leave

Eretz Kena'an = land of Yisra'el

B'nei Yisra'el = children of Yisra'el



SWEET TASTE OF TORAH

This snack relates to this week's parsha. Please take these as suggestions and make necessary changes based on your individual dietary needs.

Star Cookies

Genesis 15:5



Ingredients:

- $1\frac{1}{4}$ c. all-purpose flour
- $\frac{1}{4}$ c. sugar
- $\frac{1}{2}$ c. (1 stick) butter, softened
- 4 oz. cream cheese, room temperature
- $\frac{1}{4}$ c. powdered sugar
- 24 strawberries, thinly sliced
- 1 c. blueberries

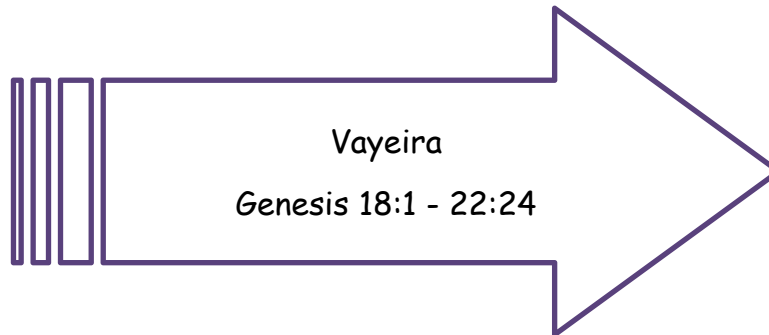
Instructions:

Preheat oven to 325°F. In a medium bowl, combine the flour and sugar. Using a pastry cutter or 2 knives, cut in the butter until mixture resembles fine crumbs and starts to cling. Form the mixture into 3 small balls and knead each one until smooth. On a lightly floured surface, roll a ball of dough to $\frac{1}{2}$ -inch thick. Use a star cookie cutter to cut into stars. Place them 1-inch apart on ungreased cookie sheets. Repeat with remaining dough. Bake for 8-10 minutes until cookies are set. Let cool on cookie sheet for 5 minutes before transferring to a wire rack to cool completely.

In a small bowl, blend the cream cheese and powdered sugar with an electric mixer on medium speed until smooth. Carefully spread icing evenly over each cooled cookie. Slice each strawberry slice in half and arrange on the cookies pointing outward. Place 3 blueberries in the center of each cookie.

Next Week's Treasure Hunt

Next Week's Torah Portion



Suggested Reading Schedule

Monday:	Gen. 18	Yahweh visits <u>A</u> braham; Sarah is going to have Yitshaq; <u>A</u> braham bargains with Yahweh
Tuesday:	Gen. 19	The Story of <u>S</u> edom and <u>A</u> morah; The origin of <u>M</u> o'ab and <u>A</u> mmon
Wednesday:	Gen. 20	Sarah and <u>A</u> bimelek
Thursday:	Gen. 21	The birth of Yitshaq; <u>A</u> braham sends Hagar and Yishma'el away; <u>A</u> braham and <u>A</u> bimelek make a covenant
Friday:	Gen. 22	Elohim tests <u>A</u> braham; <u>A</u> braham offers up Yitshaq; The covenant is re-established