

Chayei Sarah

"Sarah Lived"

Genesis 23:1 - 25:18

Katan Aleph



In This Edition:

5.1 - Here Comes the Bride!

Genesis 24



Table of Contents

Parsha Pearls is a comprehensive resource that allows for complete customization by the parent. We understand that if you were to strive to accomplish all aspects of each lesson in one day it would be unrealistic and also overload for the child. It is our intention that this be used 'a la carte' so that it suits your specific needs. Our site caters to printing only the pieces you choose.

This page will provide quick links to get to the portion of the document for which you are looking. When you hover over the title a finger will appear. Click on it and you will be taken directly to that page.

If you are new to Parsha Pearls, we have created an [Introduction](#) document outlining how to use our lessons, as well as a [Scriptural Inspiration](#) document, which explains our titles and the Scriptural inspiration for them. We pray that Parsha Pearls blesses your home and that your children will grow to love the Word and to never depart from keeping Torah. As always, feel free to email us at parshapearls@mtoi.org if you have any questions.

Gem Seeking (The Main Lesson)	3
➤ Little Gems Story (Story for Younger Children)	3
➤ Little Gems Story Characters	5
Counting What You Gained (Worksheets)	15
➤ Storing Up Treasure in My Heart (Memory Verse)	15
➤ Seeking Treasure (Questions from the Parsha)	17
➤ Word Search	18
➤ Maze	19
Precious Possessions (Arts & Crafts)	20
➤ Craft	20
➤ Coloring Page	21
Sweetness of Torah	22
➤ Sweet Sounds of Torah (Song Corresponding to the Parsha)	22
➤ Sweet Taste of Torah (Snack Corresponding to the Parsha)	23
Next Week's Treasure Hunt (Looking ahead to Next Week's Parsha)	24



Gem Seeking

LITTLE GEMS STORY

Parent/Teacher Preparation:

Please see the [Instructions for the Little Gems Story](#) on the YMTOI website. This will help you to understand how to prepare for the story.

Here Comes the Bride!

Shalom children! In today's story, Abraham and Sarah's son, Yitshaq, is all grown up now. **(Place Abraham, Sarah and Yitshaq on board.)** Our story begins with Sarah's death **(remove Sarah from board)**, which made them both very sad. **(Place sad emoji on board.)** Abraham decided it was time to find a wife for Yitshaq, so he called for his trusted servant **(place Eli'ezer on board next to Abraham and Yitshaq)** to help him. **(Remove sad emoji from board.)**

Abraham asked his servant to journey back to Abraham's home town, Aram, to find a woman there for Yitshaq to marry. Now, Abraham's servant wasn't sure that the girl would want to travel all the way back with him to Kena'an, so he asked if he could just take Yitshaq with him to Aram to pick a wife himself. But Abraham said no, and made the servant promise to never take his son there. **(Remove all characters from board and place thigh scene on board.)** He had his servant place his hand under his thigh as a binding agreement and sent his servant on his journey. **(Remove thigh scene from board and place Eli'ezer back on board.)**

So Abraham's servant prepared 10 camels and started out on his journey. **(Place 10 camels on board, and place each number on board as you say each number. Say, "Children, can you count to 10 in Hebrew with me? Achat, shtayim, shalosh, arba, chamesh, shesh, sheva, shmoneh, tesha and eser.")** He also brought along some gifts for the bride and her family. **(Place gift scene on board.)** On the long trip to Aram, he asked Yahweh to help him with this task. He did not want to fail his master Abraham, but he had no idea how he would find the right girl for Yitshaq. **(Remove numbers from board.)**

In the evening, when Abraham's servant arrived at the town well **(place well on board next to Eli'ezer and camels)**, he stood there and asked Yahweh to show him the right girl by giving him a sign. The sign he would look for was this: he would watch for a girl coming to draw water, and when he asked her for some water to drink, she would offer to water his 10 camels as well. Now that was a lot of work, so the girl would have to be a very generous and kind person to want to do this! Before he had even finished praying, a girl with a water jug came to the well. **(Remove well and place Ribqah with water jugs near well on board.)** When Abraham's servant asked her for a drink of water, she not only said yes, but she cheerfully watered all his camels, too!



Abraham's servant was so happy that he stopped right there and worshiped Yahweh, **(place happy emoji on board)**, and thanked Him for answering his prayer. **(Place praying emoji on board.)** He asked the girl what her name was. She told him her name was Ribqah, and that she was the daughter of Bethu'el, who was Abraham's nephew. Abraham's servant knew then that she was the right girl to marry Yitshaq. He gave her a gold nose ring and 2 gold bracelets. **(Remove Ribqah with water jugs by well from board and replace with Ribqah with nose ring and bracelets on board.)** Abraham's servant explained to Ribqah who he was and how he knew she was the girl Yahweh had chosen to be Yitshaq's wife. **(Remove emojis from board.)**

They all went to Ribqah's house to tell her father and brother. **(Place tent, Ribqah's father and Laban on board next to Eli'ezer and Ribqah with nose ring and bracelets.)** Ribqah and Abraham's servant explained to Bethu'el (her father) and Laban (her brother) all that had happened. The servant also gave Ribqah's family gifts. **(Place gift scene by Ribqah's father and Laban.)** They welcomed Abraham's servant and gave him food to eat **(place platter on board)** and a place for the camels to rest. Laban wanted them to wait 10 days before going back to Abraham. Abraham's servant politely told them that he needed to get back right away.

(Remove all characters from board.)

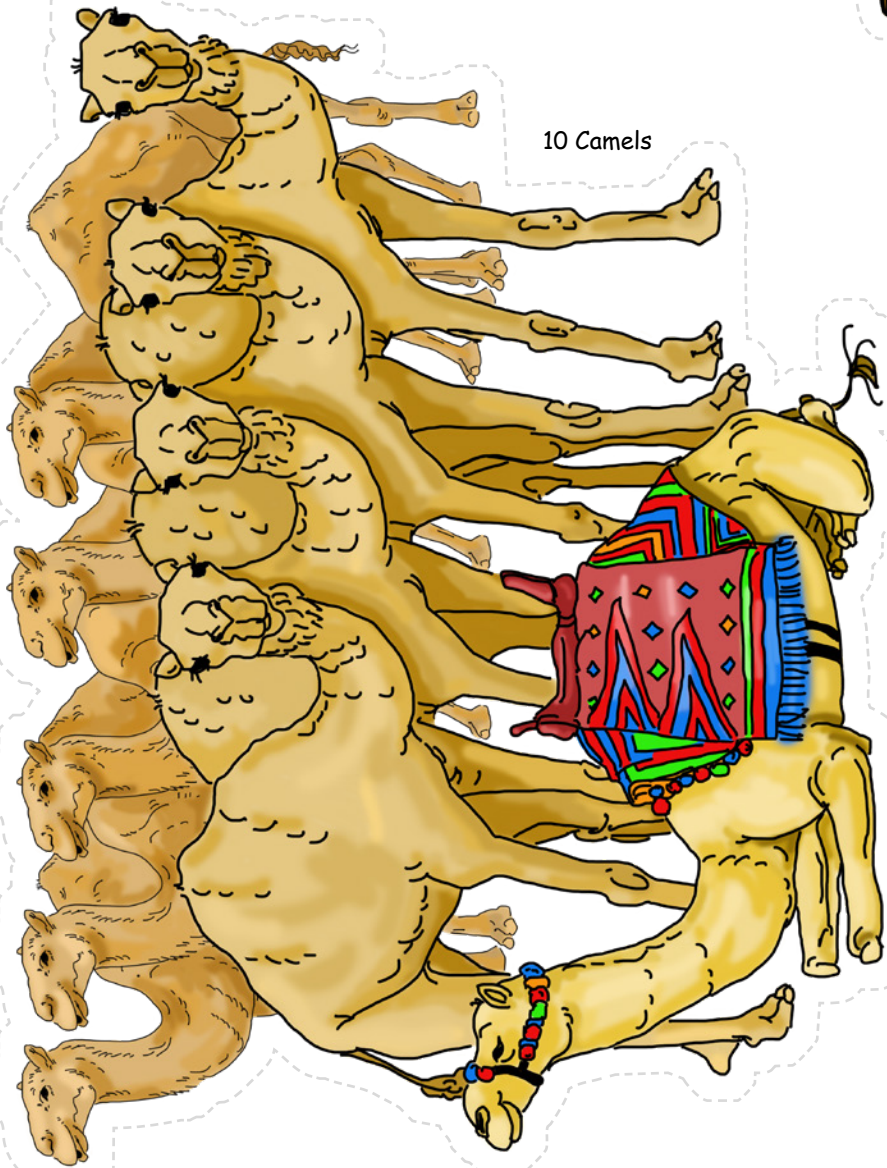
Ribqah took her maids and her nurse, and gathered her stuff, and they all left with Abraham's servant. **(Place Eli'ezer, Ribqah and 3 women on board.)** When they arrived at Abraham's place, Ribqah looked up and saw Yitshaq coming toward them, walking through a field. Right away she got down from her camel, and went to meet him. **(Place Yitshaq on board and move Ribqah with face covering near him.)** Very soon, Yitshaq and Ribqah got married **(remove Yitshaq and Ribqah and place married couple on board)** and went to live in Sarah's old tent. **(Place tent on board.)** Yitshaq loved Ribqah, and his new wife cheered him up so he wasn't sad anymore. **(Place happy emoji on board and point to married couple.)**

Well children, we have come to the end of our story for today. We will see you next week for another exciting Little Gems story!

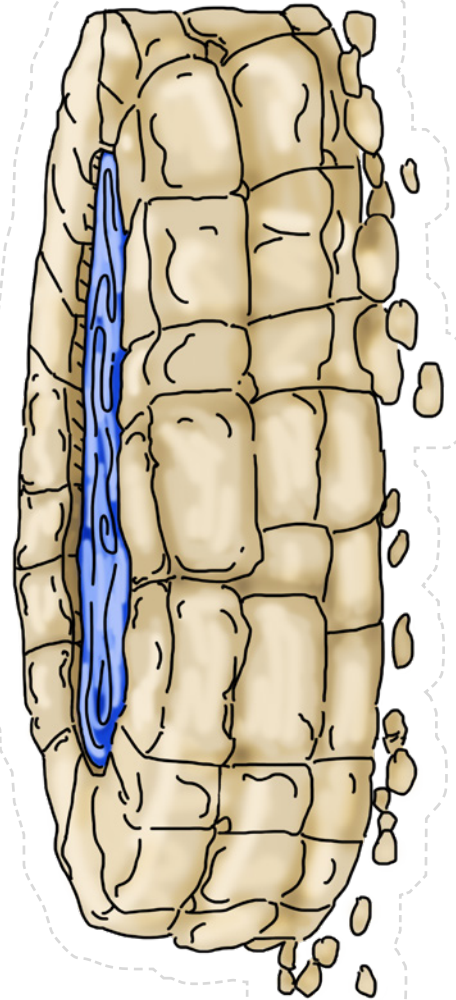
Tent



10 Camels



Well





Ribqah's father




Laban



Abraham




Sarah



Ribqah with face covering



Yitshaq



Married couple

3 Women




Eli'ezer



Ribqah with water jugs near well



Ribqah with nose ring and bracelets




Sad emoji




Happy emoji



Praying emoji




Platter



Thigh scene



Gift scene



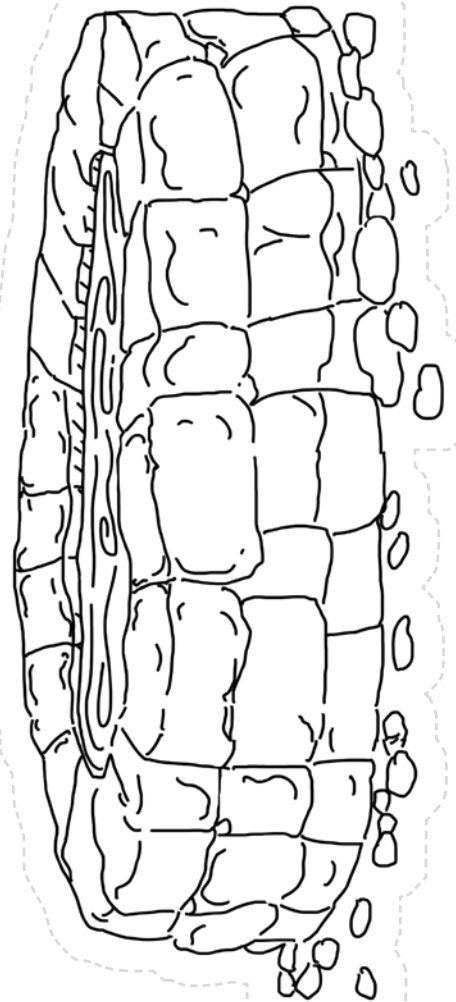
Tent



10 Camels



Well





Ribqah's father



Laban



Abraham



Sarah



Ribqah with face covering



Yitshaq



Married couple

3 Women



Eli'ezer




Ribqah with water jugs near well



Ribqah with nose ring and bracelets





Sad emoji



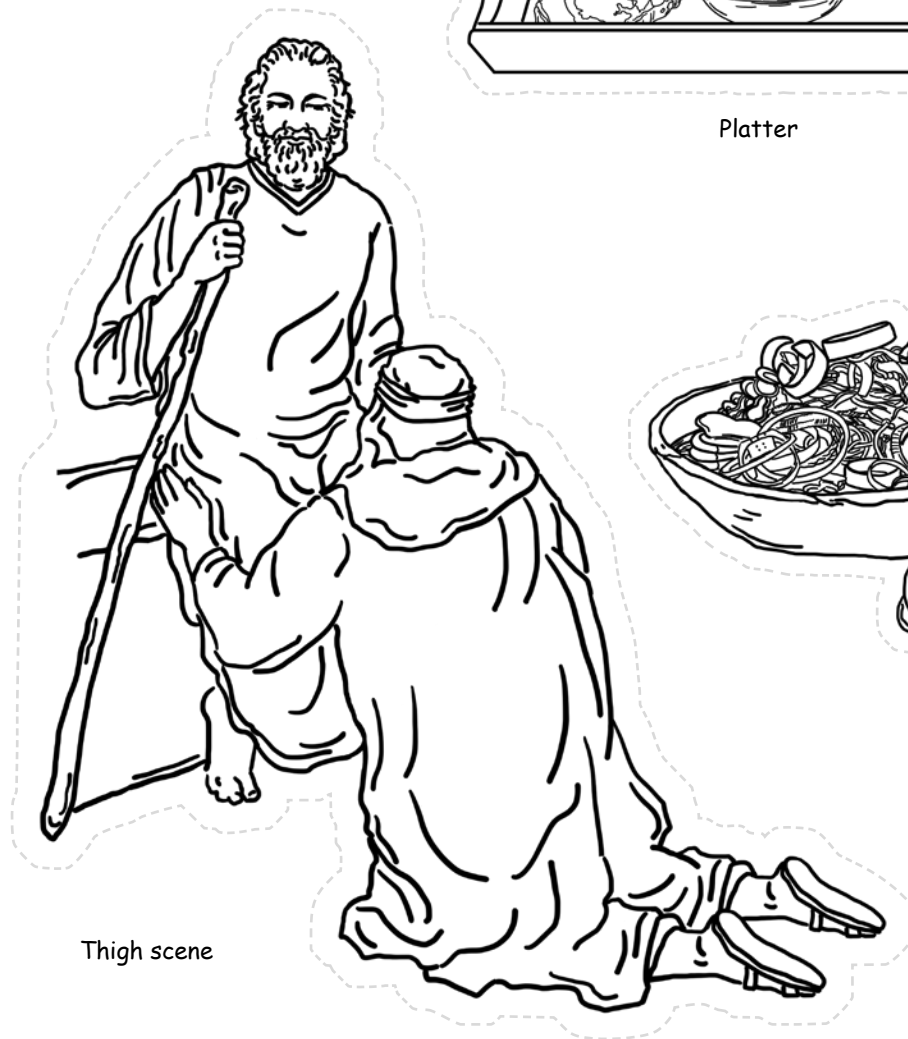
Happy emoji



Praying emoji




Platter



Thigh scene



Gift scene

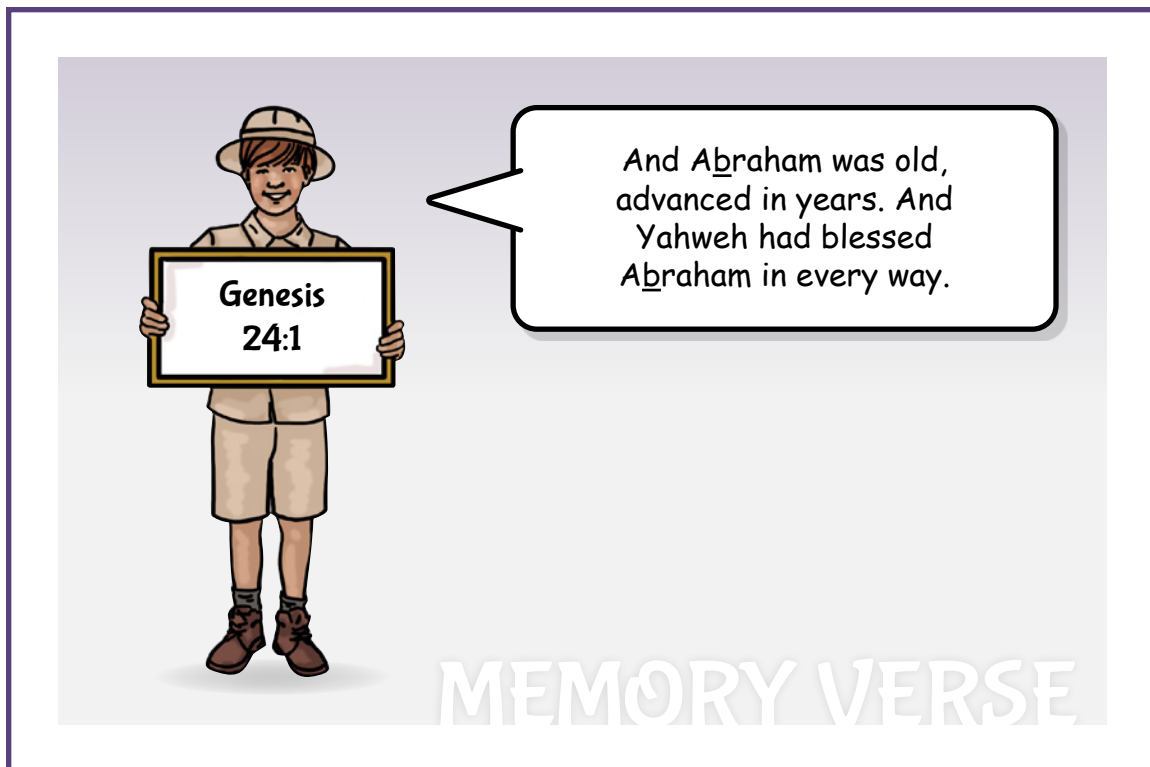


Counting What You Gained

This next section is intended to be reinforcement of the lessons learned during this parsha. Choose the activities that best fit your child.

STORING UP TREASURE IN MY HEART

The Katan Aleph memory verse for this Torah portion is Genesis 24:1. If they have not already done so, begin to help them to memorize the verse. Be creative and try acting it out, or putting it to music.



SEEKING TREASURE

Circle the correct choices.

1. Who was Abraham's heir? (24:4)



Yishma'el



Eli'ezer




Servant girl




Yitshaq

2. Who did Ribqah give water to? (24:18-19)



3. What did Abraham's servant say Yahweh had blessed Abraham with? (24:35)



4. What gifts did Abraham's servant give to Ribqah? (24:35)

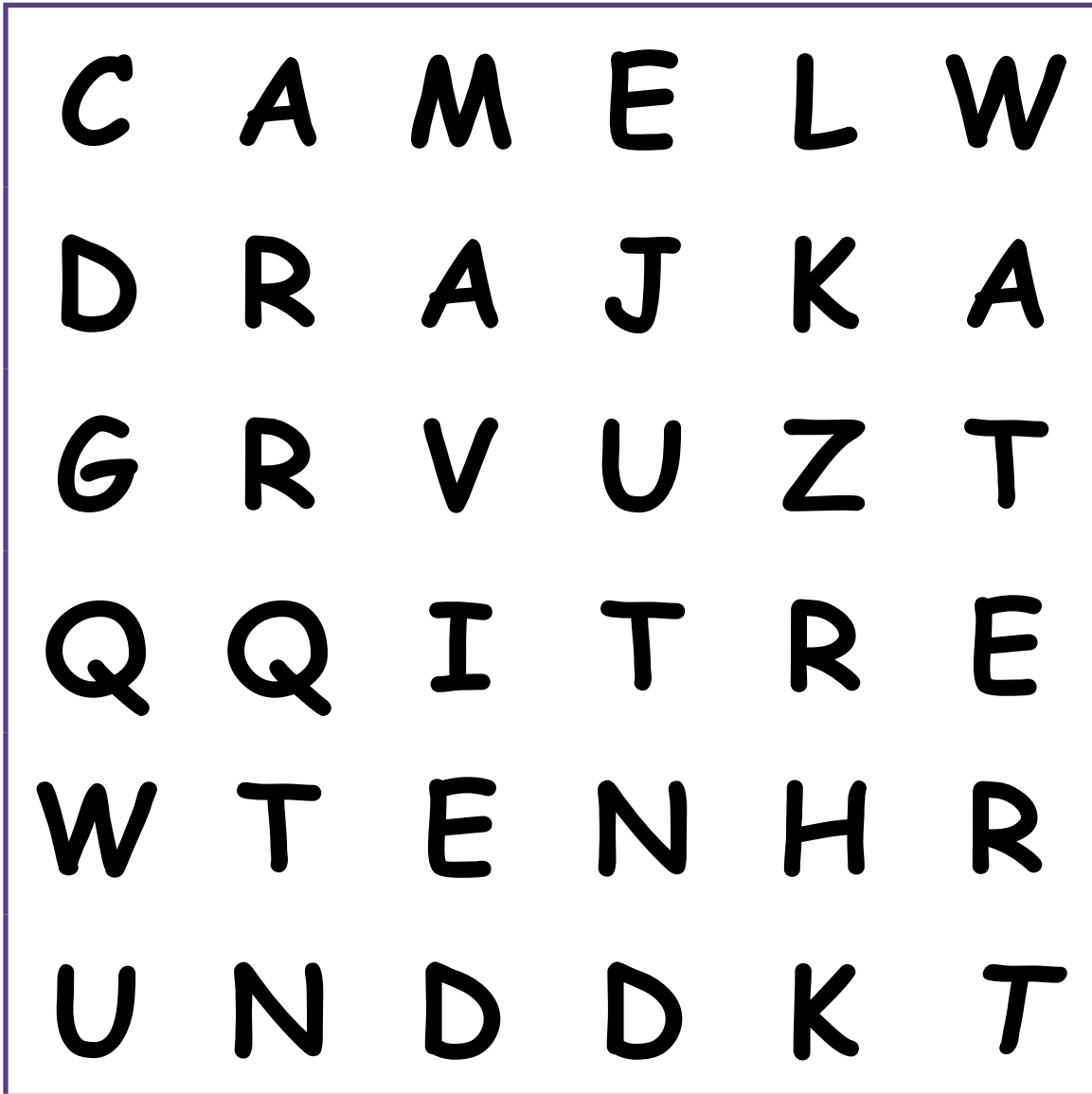


5. How many days did Ribqah's family request that Abraham's servant stay with them? (24:55)



WORD SEARCH

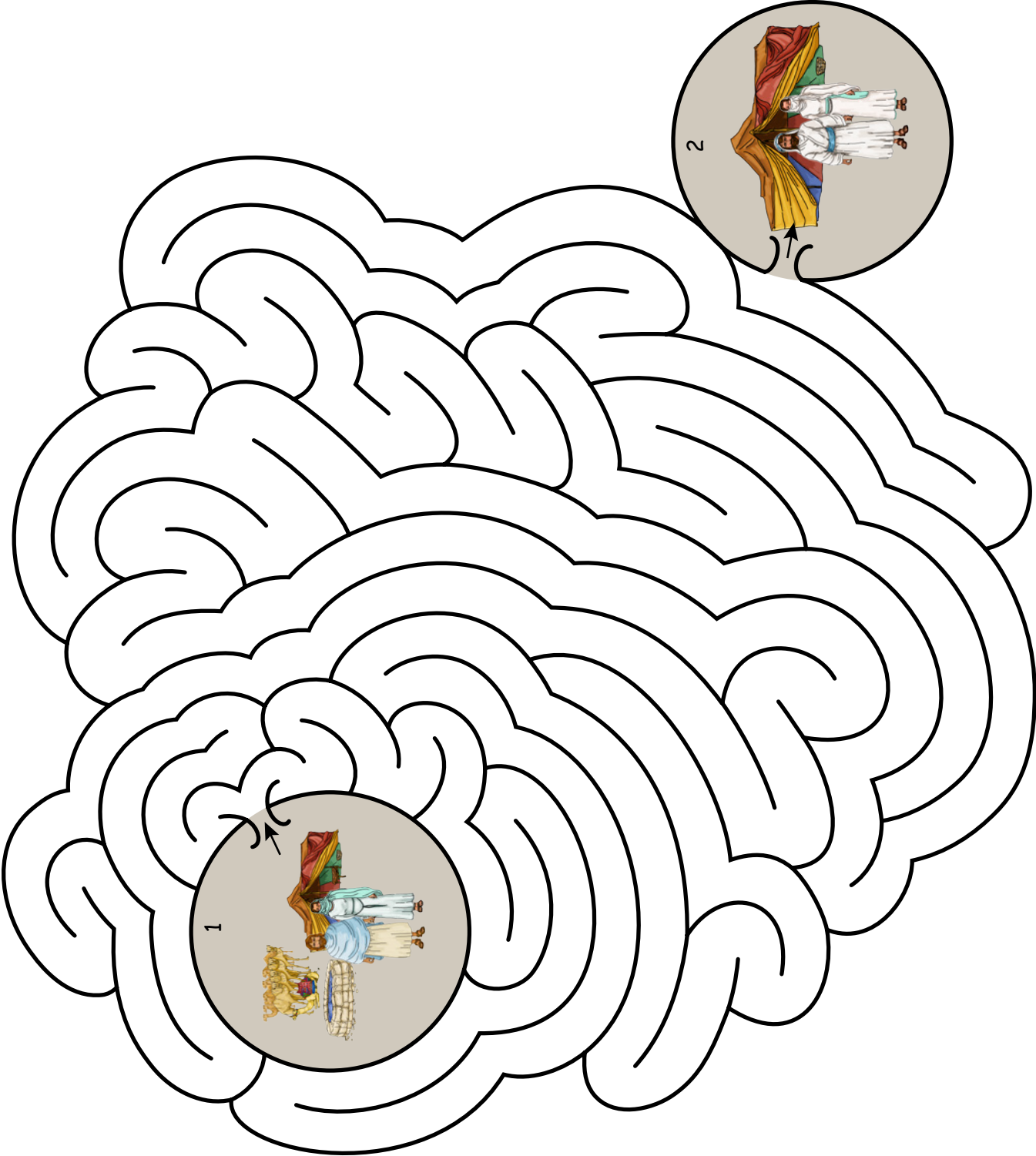
Search for the hidden words from this week's parsha.



TEN
CAMEL
DRINK
WATER
JAR



MAZE



Precious Possessions

CRAFT

Materials:

- Toilet paper roll
- Duck tape (colors and patterns of choice)
- Scissors
- Optional: Beads or sequins to decorate the bracelets

Parent/Teacher Preparation:

- Depending on the skill of the child, you may need to assist in wrapping the duck tape around the toilet paper roll.

Instructions for the Craft:


- Cut a toilet paper roll down the middle length wise. (P1, P2)
- Cut toilet paper roll to desired width. We cut ours in half so we could get 2 bracelets out of a roll. (P3)
- Starting on the back side of the toilet paper roll, wrap duck tape design of choice around the toilet paper roll. (P4)
- Cut off any excess tape or toilet paper roll. (P5)

You now have a visual representation of the bracelets that Abraham's servant gave to Ribqah as a gift.




Ribqah's Bracelets


Genesis 24:30



P1



P2



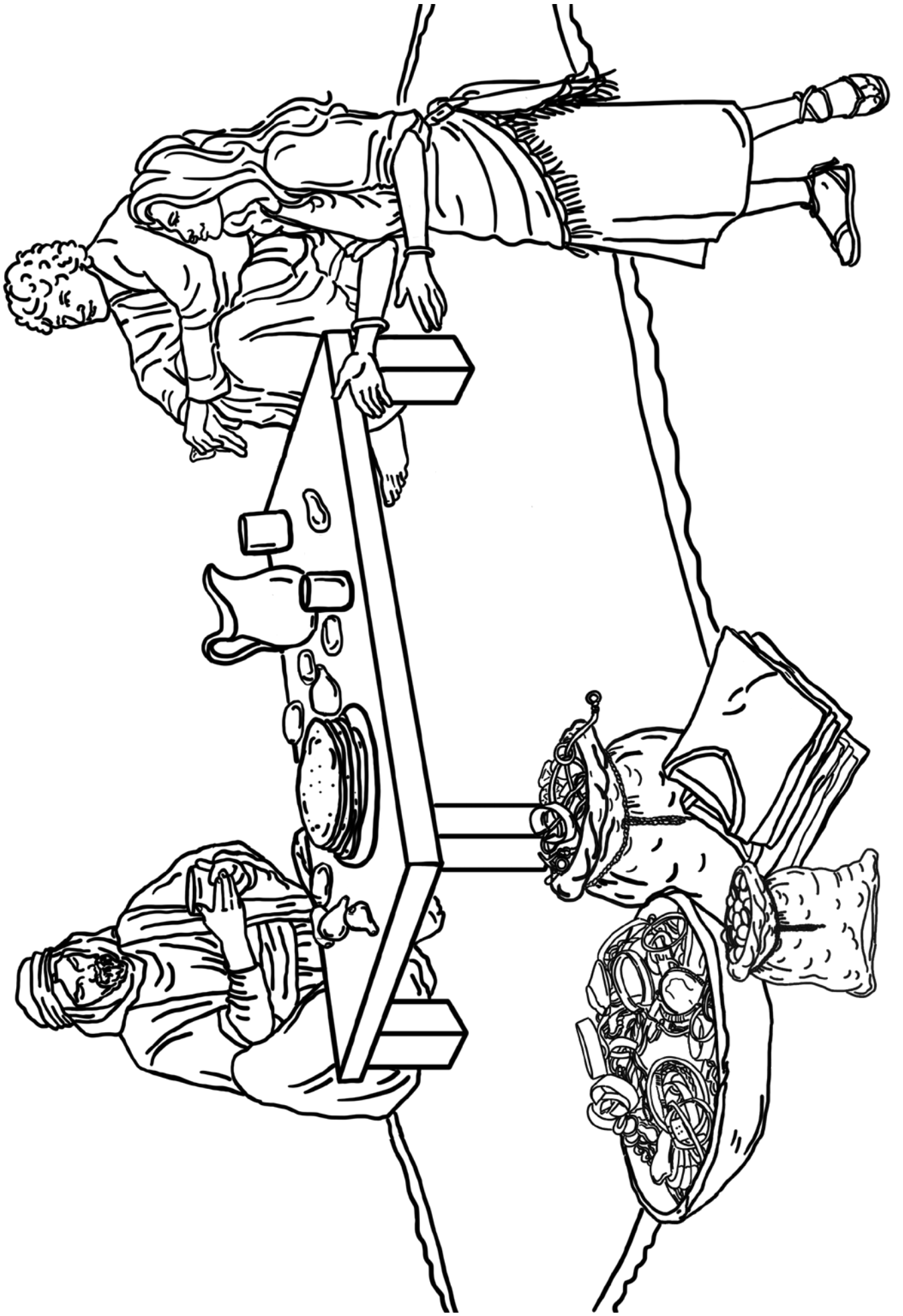
P3



P4



P5



Sweetness of Torah

SWEET SOUNDS OF TORAH

(Sing Praises to His Name)



Here is the link for this song:

https://www.podomatic.com/podcasts/steveberkson/episodes/2016-11-18T12_59_21-08_00

Sing to the tune of "Sally the Camel"

Saully the Gamal

Saully the gamal has 5 (chamesh) humps (3X)
So ride, Saully, ride, boom, boom, boom, boom!

Saully the gamal has 4 (arba) humps (3X)
So ride, Saully, ride, boom, boom, boom, boom!

Saully the gamal has 3 (shalosh) humps (3X)
So ride, Saully, ride, boom, boom, boom, boom!

Saully the gamal has 2 (shtayim) humps (3X)
So ride, Saully, ride, boom, boom, boom, boom!

Saully the gamal has 1 (achat) hump (3X)
So ride, Saully, ride, boom, boom, boom, boom!

Saully the gamal has no humps (3X)
'Cause Saully is a horse, of course!

Here is the link for this song:

https://www.podomatic.com/podcasts/steveberkson/episodes/2016-11-18T13_00_19-08_00

Sing to the tune of "U'she'avtim Mayim" - Israeli Folk Song

Mayim, Mayim, Mayim

Eli'ezer went to find
A special wife for Yitshaq
Who will be the right girl?
Someone who is very kind

Chorus:

Mayim, mayim, mayim, mayim (clap)
Hey! Mayim at the well (2X)

Hey, hey, hey, hey

Mayim (6X)

At the well

Mayim (6X)

At the well

Eli'ezer asked a girl
For a drink from the well
"Yes, of course, you may drink
And water for your camels as well"

(Chorus)

Ribqah was this girl's name
She was sweet and she was kind
Yitshaq fell in love with her
A better wife you couldn't find

(Chorus)



SWEET TASTE OF TORAH

This snack relates to this week's parsha. Please take these as suggestions and make necessary changes based on your individual dietary needs.

Well

Genesis 24:11, 13, 16, 20, 30, 42-43, 45



Ingredients:

- Kosher Rice Krispy Marshmallow bar (represents the well)
- Blue sprinkles (represents water)

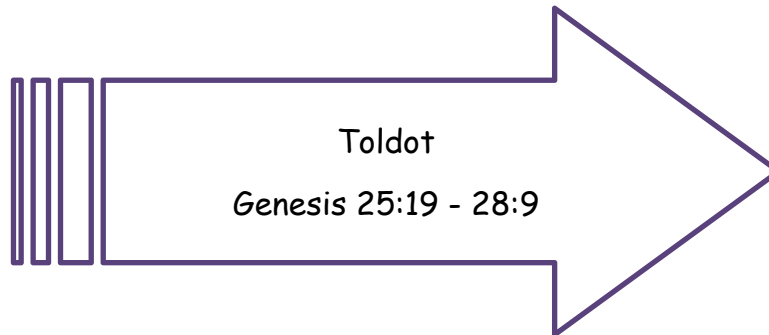
Instructions:

Take a kosher Rice Krispy Marshmallow bar (like the one pictured) and form it into the shape of a well. Add blue sprinkles to represent water.



Next Week's Treasure Hunt

Next Week's Torah Portion



Suggested Reading Schedule

Monday:	Gen. 25:19-34	The birth of Esaw and Ya'aqob; Esaw sells his birth right
Tuesday:	Gen. 26:1-11	Yahweh passes Abraham's promise to Yitshaq; Like father like son (Yitshaq and Abimelek)
Wednesday:	Gen. 26:12-33	Abimelek and Yitshaq make an agreement
Thursday:	Gen. 26:34 - 27:40	Stolen blessing; Esaw arrives too late
Friday:	Gen. 27:41 - 28:9	Esaw wants to kill Ya'aqob; Ya'aqob is sent away