

Chayei Sarah

"Sarah Lived"

Genesis 23:1 - 25:18

Katan Bet/Gadol



In This Edition:

5.1 - Here Comes the Bride!

Genesis 24



Table of Contents

Parsha Pearls is a comprehensive resource that allows for complete customization by the parent. We understand that if you were to strive to accomplish all aspects of each lesson in one day it would be unrealistic and also overload for the child. It is our intention that this be used 'a la carte' so that it suits your specific needs. Our site caters to printing only the pieces you choose.

This page will provide quick links to get to the portion of the document for which you are looking. When you hover over the title a finger will appear. Click on it and you will be taken directly to that page.

If you are new to Parsha Pearls, we have created an [Introduction](#) document outlining how to use our lessons, as well as a [Scriptural Inspiration](#) document, which explains our titles and the Scriptural inspiration for them. We pray that Parsha Pearls blesses your home and that your children will grow to love the Word and to never depart from keeping Torah. As always, feel free to email us at parshapearls@mtoi.org if you have any questions.

Pearl Seeking (The Main Lesson)	3
➤ Treasuring His Word (Overview of the Parsha)	3
➤ Parsha Points (Main Lesson Content)	3
➤ Digging Deeper (Thought Provoking Questions)	5
Searching Out Hebrew (Reading & Writing)	6
➤ Words	6
➤ Numbers	6
➤ Word Match	7
➤ Flashcards	8
➤ Writing Hebrew	9
Counting What You Gained (Worksheets)	10
➤ Storing Up Treasure In My Heart (Memory Verse)	10
➤ Seeking Treasure (Questions from the Parsha)	12
➤ Word Search	15
➤ Crossword Puzzle	17
➤ Maze	19
Precious Possessions (Arts & Crafts)	20
➤ Notebook Page	20
➤ Coloring Page	26
Sweetness of Torah	27
➤ Sweet Sounds of Torah (Song Corresponding to the Parsha)	27
➤ Sweet Taste of Torah (Snack Corresponding to the Parsha)	28
Next Week's Treasure Hunt (Looking ahead to Next Week's Parsha)	29



Pearl Seeking

TREASURING HIS WORD

Let's do a quick overview of the entire Torah portion:

Monday:	Gen. 23	The death and burial of Sarah
Tuesday:	Gen. 24:1-31	A wife for Yitshaq
Wednesday:	Gen. 24:32-67	A wife for Yitshaq
Thursday:	Gen. 25:1-11	Abraham remarries and his death
Friday:	Gen. 25:12-18	Yishma'el's genealogy and his death

In this week's Parsha Pearls lesson, we will be covering the story of how Yitshaq got a wife. Now, let's read Gen. 24.

PARSHA POINTS

- Yahweh had blessed Abraham in every way - 24:1
- Abraham was about 140 (**arba'im me'ot**) years old (Gen. 17:17; 23:1-2) and Yitshaq (Isaac) was 40 (**arba'im**) years old (25:20) when Abraham called his oldest servant (**eved**) (possibly Eli'ezer - Gen. 15:2) to go to his family in Aram Naharayim, to find a wife for Yitshaq - 24:2-4
- Abraham told his servant that he did NOT want his son, Yitshaq, to go back with the servant to his homeland - 24:6-8
- Abraham made his servant put his hand under Abraham's thigh and make an oath to do this instruction - 24:2-3, 9
- The servant left with 10 (**eser**) camels (**gamal**) and gifts - 24:10
- The servant asked Yahweh for a sign: that the woman that Yahweh chose would meet him that day and show kindness to Abraham his master and help him fulfil his oath - 24:12
- He asked the woman to fill his jar (**kad**) and give him and his camels water (**mayim**) to drink - 24:14
- Ribqah (Rebekah), daughter of Bethu'el (who was also Abraham's nephew through his brother Nahor and his wife Milkah), came out to the fountain (well) with a jar on her shoulder - 24:15
- Ribqah gave the servant water, and drew water for his camels too, which was the very sign that the servant had asked of Yahweh - 24:18-20
- The servant watched her actions, in order to confirm that Yahweh had honored his request - 24:21



- The servant gave Ribqah 1 (**achat**) gold nose ring and 2 (**shtayim**) gold bracelets - 24:22
- Ribqah confirmed that she was related to Abraham through her grandfather Nahor - 24:24
- She told Abraham's servant that they could spend the night at her father's house - 24:25
- Ribqah's brother Laban ran out to meet them - 24:29
- Laban showed Abraham's servant hospitality by taking care of the camels and giving him food - 24:31-33
- Abraham's servant told Laban how much Yahweh had blessed Abraham with flocks and herds, camels and donkeys, silver and gold, as well as male and female servants - 24:35
- He explained to Laban about Abraham's request to find a wife for Abraham's heir Yitshaq, and that Ribqah had proven that she was the one that Yahweh wanted for Yitshaq - 24:37-48
- Abraham's servant still allowed Laban to make the final decision whether Ribqah was the right woman - 24:49
- Laban and Ribqah's father, Bethu'el, acknowledged that these events had come from Yahweh, and that they would allow Ribqah to go with Abraham's servant to marry Yitshaq - 24:50-51
- Abraham's servant bowed down before Yahweh to show his gratitude - 24:52
- Abraham's servant gave more gifts to Ribqah, and also to her brother Laban and to Ribqah's mother - 24:53
- Abraham's servant celebrated with Ribqah's family - 24:54
- Ribqah's family wanted to keep Abraham's servant there 10 more days, but Abraham's servant was resolved to leave the next day - 24:54-56
- They brought the matter before Ribqah and she also agreed that they should leave - 24:57-58
- Ribqah was given a blessing from her family before she left. She took along her nurse and other young women - 24:59-61
- When Yitshaq saw the camels approaching, Ribqah dismounted from her camel, veiled her face, and walked to meet him - 24:62-65
- Yitshaq took Ribqah to be his wife and was comforted after his mother's death - 24:67



DIGGING DEEPER

Parents/Teachers may choose to use these prompts for further discussion of the Torah portion.

- Genesis 16 tells the story of Yishma'el's birth. Although he is Abraham's firstborn son, Genesis 17 reveals that Yitshaq would fulfil the covenant with Yahweh (child of promise) and be Abraham's inheritor. Find verses that talk more about this. (21:3; also see Rom. 9:7-9, Gal. 4:28, Heb. 11:18)
- Why would Abraham tell the servant to place a hand under his thigh to seal his oath? Find other Scriptural references to this custom and discuss. (24:2)
- Find other marriages in the Scriptures that took place between relatives. Discuss why Yahweh would allow this. (24:4)
- Find other Scriptural references to nose rings and discuss their significance. (24:22, 47)
- Why did Ribqah cover herself with a veil when she met Yitshaq? (24:65)



Searching Out Hebrew

Parents/Teachers can print out the '[Hebrew Pronunciation Guide](#)' to help with the pronunciation of Hebrew names and words. They can be cut out and used in conjunction with the Flashcards.

WORDS

Parents/Teachers see the following page for 3 x 5 card cut outs of the words from this week's parsha. If printed on cardstock, they can be kept in a box to reinforce learning.

Gamal (**גמל**) - camel

Mayim (**מים**) - water

Eved (**עבד**) - servant

Kad (**כד**) - jar

NUMBERS

Parents/Teachers can print out these numbers to have as additional resources. These can be found under the 'Resources' tab on the YMTOI website.

1 - achat

2 - shtayim

10 - eser

40 - arba'im

140 - arba'im me'ot

WORD MATCH

Match this week's Hebrew words to their correct definition.

Eved

Camel

Gamal

Jar

Kad

Servant

Mayim

Water



FLASHCARDS

מים
Mayim
Ma-yim
water

כד
Kad
Kad
jar

גמל
Gamal
Ga-mal
camel

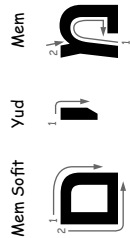
עבד
Eved
E-ved
servant



WRITING HEBREW

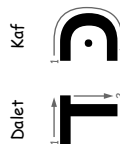
Mayim (water)

מים



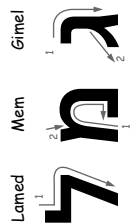
Kad (jar)

כד



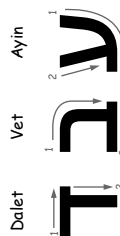
Gamal (camel)

גמל



Eved (servant)

עבד

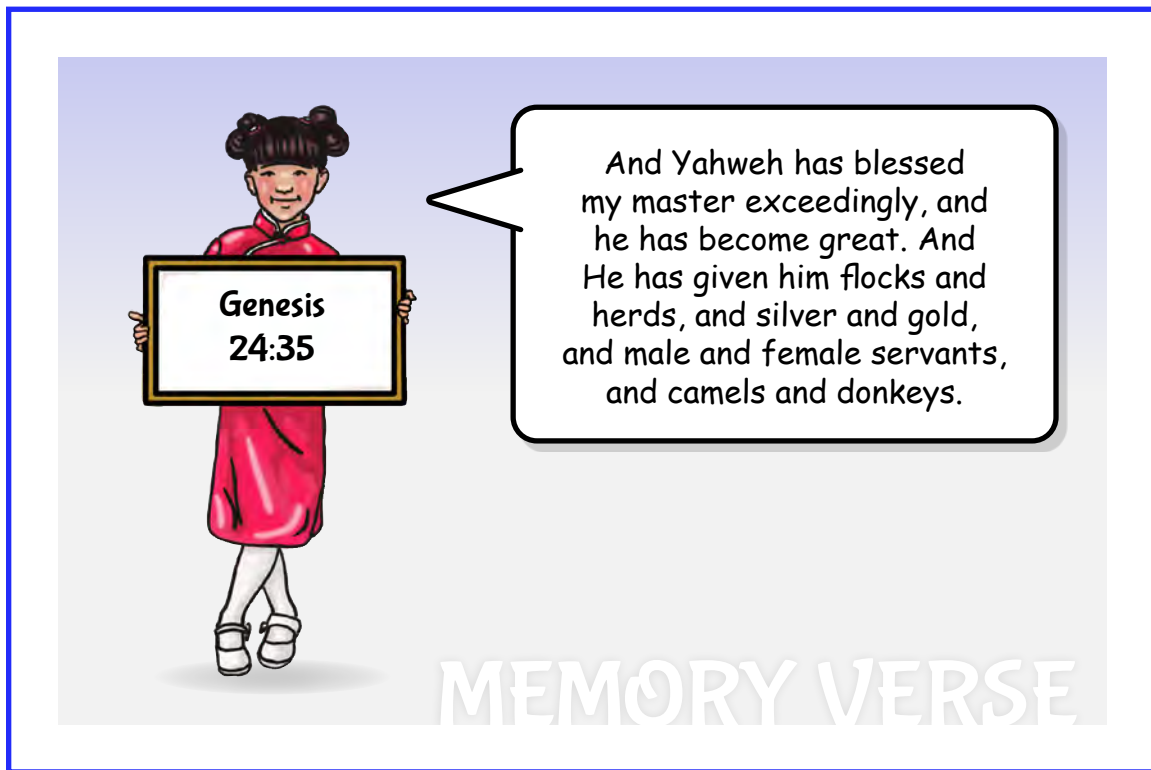


Counting What You Gained

This next section is intended to be reinforcement of the lessons learned during this parsha. Choose the activities that best fit your child.

STORING UP TREASURE IN MY HEART

The Katan Bet and Gadol memory verse is *Genesis 24:35*. You can review the verse with them by reciting it out loud, acting it out, putting it to music...whatever works for you.



Genesis
24:35

And Yahweh has blessed my master exceedingly, and he has become great. And He has given him flocks and herds, and silver and gold, and male and female servants, and camels and donkeys.

MEMORY VERSE

SEEKING TREASURE

1.

Yahweh had blessed Abraham in

_____.

(24:1)



2.

Where did Abraham's servant put his hand?

Circle the correct choice.

under Abraham's arm pit under Abraham's
thigh under Abraham's hand

(24:2, 9)



3.

What promise did Yahweh give
to Abraham's seed?

(24:7)




4.

What did Abraham's servant want
the young woman to show him when
she came out to the fountain?

Circle the correct choice.

justice mercy kindness

(24:12)




5.

Who did Ribqah give water to?

_____ and

(24:18-19)



6.

"And it came to be, when the camels had finished drinking, that the man took a

_____ weighing _____

_____, and _____ for her wrists

weighing _____ of _____."

(24:22)



7.



Fill in the genealogy of Ribqah

Grandfather _____

Grandmother _____

Father _____

Brother _____

Grand Uncle _____

Cousin _____

(24: 15, 24, 29; 11:29)

8.



What did Abraham's servant say Yahweh had blessed Abraham with?

1. _____

2. _____

3. _____

4. _____

5. _____

6. _____

7. _____

(24:35)

9.




Who was Abraham's heir?

Circle the correct choice.

Yishma'el Yitshaq

(24:36)

10.



What gifts did Abraham's servant give to Ribqah's family?

1. _____

2. _____

3. _____

(24:53)

11.



How long did Ribqah's family request that Abraham's servant stay with them?

Circle the correct choice.

10 years 10 days 10 months

(24:55)



12.



And they blessed Ribqah and said to her, "Let our sister become the mother of _____ of

_____ and let your seed possess the gates of those who hate them."

(24:60)

13.




What did Ribqah do when she saw Yitshaq?

1. _____

2. _____

(24:64-65)

14.




Yitshaq did NOT love Ribqah.

T / F

(24:67)

15.



Was Yitshaq comforted over his mother's death after marrying Ribqah?

Yes / No

(24:67)

WORD SEARCH

Search for the hidden words from this week's parsha.




TEN
ESER
NINE
TESHA
EIGHT
SHMONEH
SEVEN
SHEVA

SIX
SHESH
CAMEL
GAMAL
WATER
MAYIM
FIVE
CHAMESH

FOUR
ARBA
THREE
SHALOSH
TWO
SHTAYIM
ONE
ACHAT



Answer Key



TEN
ESER
NINE
TESHA
EIGHT
SHMONEH
SEVEN
SHEVA


SIX
SHESH
CAMEL
GAMAL
WATER
MAYIM
FIVE
CHAMESH

FOUR
ARBA
THREE
SHALOSH
TWO
SHTAYIM
ONE
ACHAT



CROSSWORD PUZZLE

Complete the crossword using words from this week's parsha.



Down

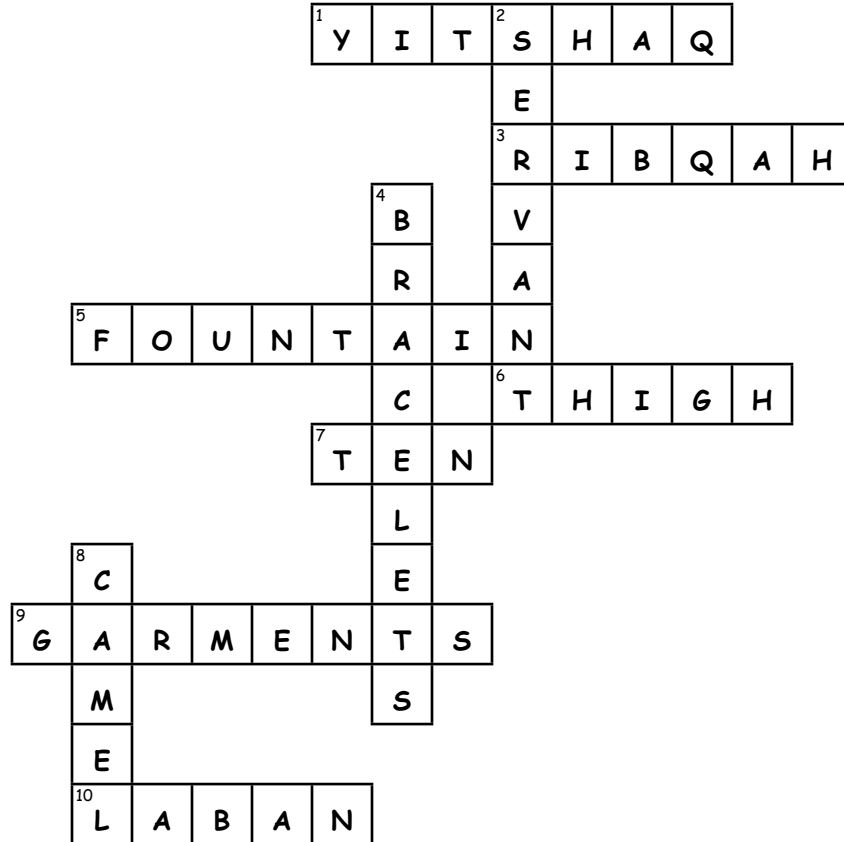
2. Who did Abraham send out to find a wife for his son Yitshaq?
4. Abraham's servant gave her a golden nose ring and 2 of these.
8. The servant took 10 of this animal when he left.

Across

1. Ribqah got off her camel and went to meet _____.
3. The name of the woman who helped Abraham's servant.
5. Where did the servant's camels kneel down?
6. Where did the servant place his hand to show that he would fulfil Abraham's instruction?
7. How many days did Ribqah's family wish for Abraham's servant to stay with them?
9. Besides ornaments of silver and gold, what did Abraham's servant give Ribqah?
10. Who was Ribqah's brother?



Answer Key




Down

- Who did Abraham send out to find a wife for his son Yitshaq? **servant**
- Abraham's servant gave her a golden nose ring and 2 of these. **bracelets**
- The servant took 10 of this animal when he left. **camel**

Across

- Ribqah got off her camel and went to meet Yitshaq.
- The name of the woman who helped Abraham's servant. **Ribqah**
- Where did the servant's camels kneel down? **fountain**
- Where did the servant place his hand to show that he would fulfil Abraham's instruction? **thigh**
- How many days did Ribqah's family wish for Abraham's servant to stay with them? **ten**
- Besides ornaments of silver and gold, what did Abraham's servant give Ribqah? **garments**
- Who was Ribqah's brother? **Laban**

MAZE



Precious Possessions

NOTEBOOK PAGE

Materials:

- Cardstock - white
- Cardboard
- Toothpick (for staff)
- Puffy paint - blue (for water)
- Sequins - gold & silver (for sacks)
- Puncturing tool
- Brads
- Glue or Tacky glue
- Scissors
- Optional: gold & silver pens, puffy paint or markers
- Coloring pencils, crayons or markers
- Notebook Templates: Main Page & A (BW) or Main Page & B (color)

Parent/Teacher Preparation:

- Print Notebook Templates of choice on white cardstock.
- Depending on the skill of the child, you may need to cut out the Template pieces for them.

Instructions for the Notebook Page:

- If using BW Templates, color using medium of choice.
- Cut out all Template pieces. (P1)

Main Page

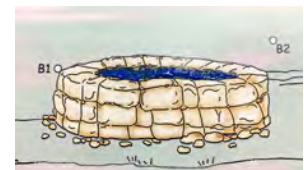
- Add blue puffy paint to well to represent the water and allow to dry. (P2)
- Glue gold sequins onto one sack and silver sequins onto the other sack. (P3)
- Glue sack onto Main Page under the well. (P3)
- Optional: if you do not have sequins use gold and silver pens, markers or puffy paint.
- Break a tooth pick so that you have a shorter piece to go above the servant's hand and a longer piece to go below the servant's hand on his staff. (P4)

The Servant Finds Yitshaq a Wife

Genesis 24:1-27



P1



P2



P3



P4

Instructions for the Notebook Page cont'd:

- Place a strip of glue on the staff of the servant. Place toothpick pieces above the servant's hand and below it. Allow to dry. (P5)
- Take the stone template and trace it onto the cardboard. Repeat as many times as you like. Cut out the pieces. (P6)
- Glue the pieces onto the well. (P7)



P5

Joining the Character Pieces

- Using a puncturing tool, poke a hole in each of the indicated areas. (P8)
- Connect the pieces together with a brad, but do NOT open the back of the brad yet. Connect the following: (P9)
 - the camel head and body (B1)
 - the waist and skirt of Ribqah (B2)
- Puncture holes on the Main Page at B1 and B2. (P10)
- Connect the following to the Main Page:
 - camel to B1
 - Ribqah to B2



P6



P7



P8

Hebrew Words

- Write the following directly on the Main Page or a piece of colored cardstock and glue to the page:
 - 1) **Gamal** 2) **גמל** 3) **Camel** (P11)
 - 1) **Eved** 2) **עבד** 3) **Servant** (P12)
 - 1) **Kad** 2) **כד** 3) **Jar** (P13)
 - 1) **Mayim** 2) **מים** 3) **Water** (P14)



P9

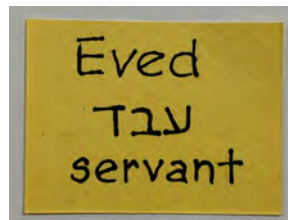
You now have a visual representation of Abraham's servant bestowing gifts to Ribqah and Ribqah giving his camel water to drink.



P10



P11



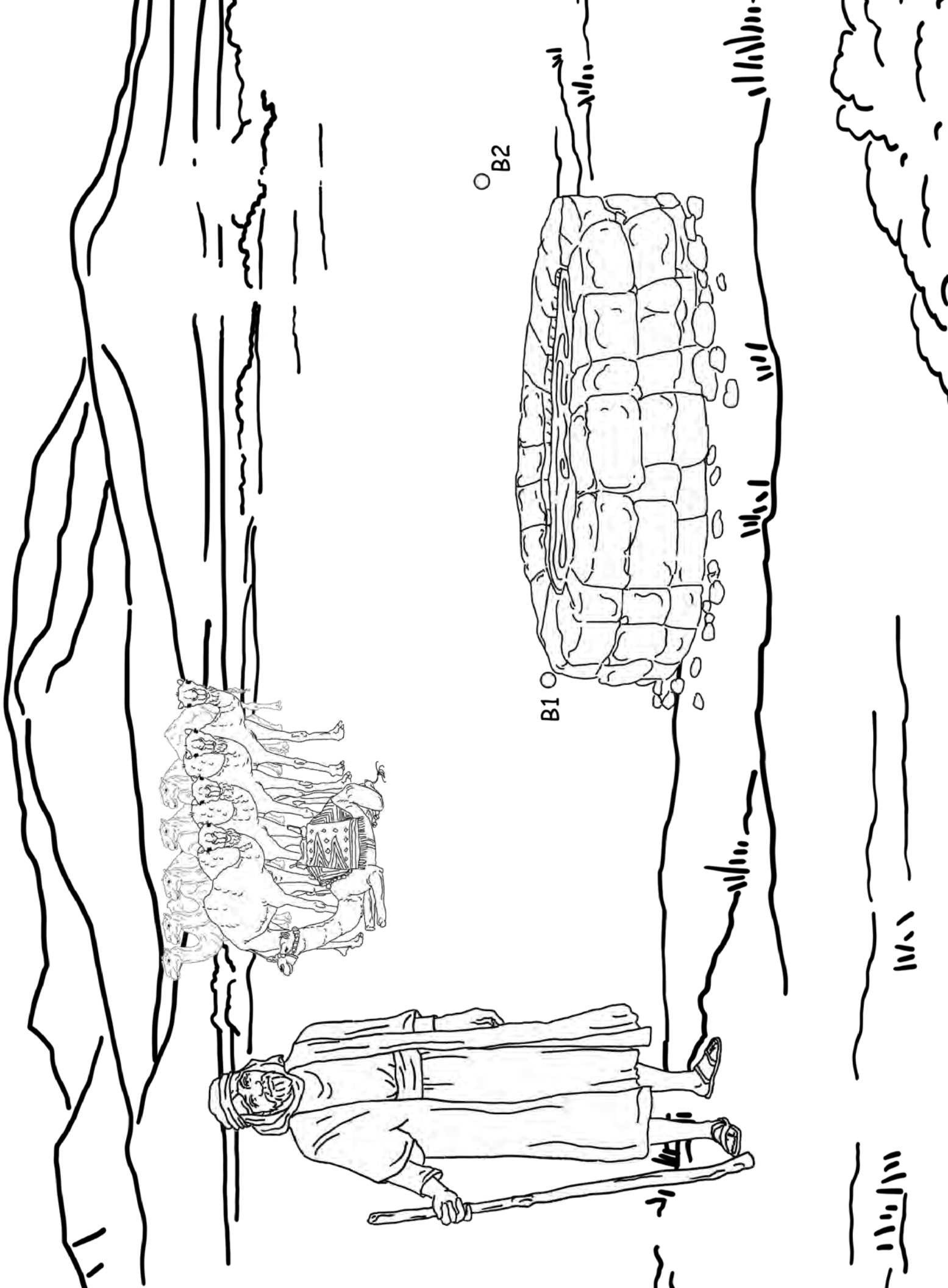
P12



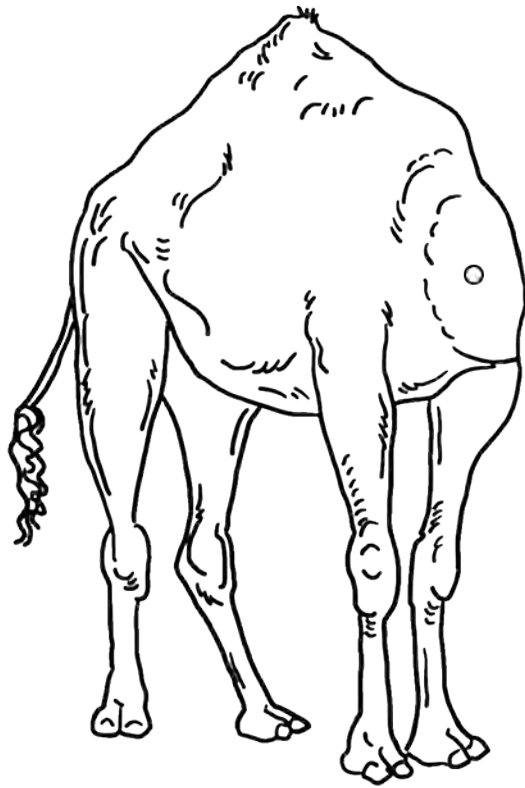
P13



P14



Notebook Template A (BW)



B1



B1



stone template




B2



sacks of gifts

B2






B2

B1

Notebook Template B (color)



B1



B1



stone template




B2



sacks of gifts

B2





Sweetness of Torah

SWEET SOUNDS OF TORAH

(Sing Praises to His Name)



Here is the link for this song:

https://www.podomatic.com/podcasts/steveberkson/episodes/2016-11-18T12_59_21-08_00

Sing to the tune of "Sally the Camel"

Saully the Gamal

Saully the gamal has 5 (chamesh) humps (3X)
So ride, Saully, ride, boom, boom, boom, boom!

Saully the gamal has 4 (arba) humps (3X)
So ride, Saully, ride, boom, boom, boom, boom!

Saully the gamal has 3 (shalosh) humps (3X)
So ride, Saully, ride, boom, boom, boom, boom!

Saully the gamal has 2 (shtayim) humps (3X)
So ride, Saully, ride, boom, boom, boom, boom!

Saully the gamal has 1 (achat) hump (3X)
So ride, Saully, ride, boom, boom, boom, boom!

Saully the gamal has no humps (3X)
'Cause Saully is a horse, of course!

Here is the link for this song:

https://www.podomatic.com/podcasts/steveberkson/episodes/2016-11-18T13_00_19-08_00

Sing to the tune of "U'she'avtim Mayim" - Israeli Folk Song

Mayim, Mayim, Mayim

Eli'ezer went to find
A special wife for Yitshaq
Who will be the right girl?
Someone who is very kind

Chorus:

Mayim, mayim, mayim, mayim (clap)
Hey! Mayim at the well (2X)

Hey, hey, hey, hey

Mayim (6X)

At the well

Mayim (6X)

At the well

Eli'ezer asked a girl
For a drink from the well
"Yes, of course, you may drink
And water for your camels as well"

(Chorus)

Ribqah was this girl's name
She was sweet and she was kind
Yitshaq fell in love with her
A better wife you couldn't find

(Chorus)



SWEET TASTE OF TORAH

This snack relates to this week's parsha. Please take these as suggestions and make necessary changes based on your individual dietary needs.

Well

Genesis 24:11, 13, 16, 20, 30, 42-43, 45



Ingredients:

- Kosher Rice Krispy Marshmallow bar (represents the well)
- Blue sprinkles (represents water)

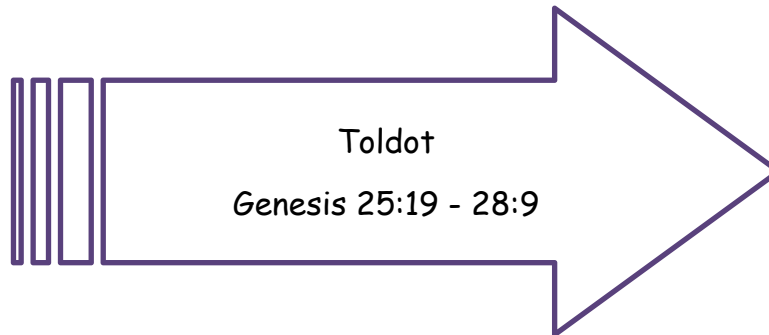
Instructions:

Take a kosher Rice Krispy Marshmallow bar (like the one pictured) and form it into the shape of a well. Add blue sprinkles to represent water.



Next Week's Treasure Hunt

Next Week's Torah Portion



Suggested Reading Schedule

Monday:	Gen. 25:19-34	The birth of Esaw and Ya'aqob; Esaw sells his birth right
Tuesday:	Gen. 26:1-11	Yahweh passes Abraham's promise to Yitshaq; Like father like son (Yitshaq and Abimelek)
Wednesday:	Gen. 26:12-33	Abimelek and Yitshaq make an agreement
Thursday:	Gen. 26:34 - 27:40	Stolen blessing; Esaw arrives too late
Friday:	Gen. 27:41 - 28:9	Esaw wants to kill Ya'aqob; Ya'aqob is sent away