

Parsha Pearls

Toldot

"Generations"

Genesis 25:19 - 28:9

Katan Aleph



In This Edition:

6.1 - Like Father, Like Son
Genesis 20; 21:22-34; 26:1-33



Table of Contents

Parsha Pearls is a comprehensive resource that allows for complete customization by the parent. We understand that if you were to strive to accomplish all aspects of each lesson in one day it would be unrealistic and also overload for the child. It is our intention that this be used 'a la carte' so that it suits your specific needs. Our site caters to printing only the pieces you choose.

This page will provide quick links to get to the portion of the document for which you are looking. When you hover over the title a finger will appear. Click on it and you will be taken directly to that page.

If you are new to Parsha Pearls, we have created an [Introduction](#) document outlining how to use our lessons, as well as a [Scriptural Inspiration](#) document, which explains our titles and the Scriptural inspiration for them. We pray that Parsha Pearls blesses your home and that your children will grow to love the Word and to never depart from keeping Torah. As always, feel free to email us at parshapearls@mtoi.org if you have any questions.

Gem Seeking (The Main Lesson)	3
➤ Little Gems Story (Story for Younger Children)	3
➤ Little Gems Story Characters	6
Counting What You Gained (Worksheets)	14
➤ Storing Up Treasure in My Heart (Memory Verse)	14
➤ Seeking Treasure (Questions from the Parsha)	16
➤ Word Search	17
➤ Maze	18
Precious Possessions (Arts & Crafts)	19
➤ Craft	19
➤ Coloring Page	25
Sweetness of Torah	26
➤ Sweet Sounds of Torah (Song Corresponding to the Parsha)	26
➤ Sweet Taste of Torah (Snack Corresponding to the Parsha)	27
Next Week's Treasure Hunt (Looking ahead to Next Week's Parsha)	28



Gem Seeking

LITTLE GEMS STORY

Parent/Teacher Preparation:

Please see the [Instructions for the Little Gems Story](#) on the YMTOI website. This will help you to understand how to prepare for the story.

Like Father, Like Son

Shalom children! Today we are continuing our theme of covenants, and have 2 stories to tell about Abraham and Yitshaq. Very similar things happen in each story, so I like to call these stories, "Like Father, Like Son" and "Wells, Wells, and More Wells!"

Children, do you know what a famine is? **(Let children answer.)** In our first story, Abraham and Sarah found themselves in the middle of a famine, so they traveled south to a place called Gerar, which was ruled by King Abimelek. **(Place Abraham, Sarah and King Abimelek on board).** Now, Sarah was very beautiful, so Abraham and Sarah had already made an agreement that wherever they might travel, if they felt unsafe, they would tell people that they were only brother and sister. So, when Abraham arrived in the area, he told King Abimelek that his wife Sarah was his sister.

The king saw that Sarah was beautiful, so thinking that she was a single woman, he sent for her to be his wife. **(Move Sarah next to King Abimelek and remove Abraham.)** Did you know that this is actually the second time someone had wanted Sarah to be his wife? The first time this happened was when they traveled to Mitsrayim and Pharaoh took Sarah. Yahweh took care of Abraham the first time. Do you think he will help Abraham again? Let's hear the rest of the story to find out.

After Abimelek took Sarah, Yahweh came to the king in a dream and said, "You are a dead man because you took a man's wife." Abimelek was afraid. **(Place scared emoji on board.)** He told Yahweh, "I am innocent." He explained that Abraham had told him that she was his sister. Yahweh knew this was true, so He provided Abimelek the opportunity to fix the situation. As long as Sarah remained in Abimelek's house, his household was going to suffer. **(Remove scared emoji from board.)**

Early the next morning, Abimelek sent servants to bring Abraham to him. **(Remove Sarah and place 2 servants and Abraham on board next to King Abimelek.)** When Abraham arrived at Abimelek's house, the king asked, "Why did you do this to us? What have we done to you?" Abraham explained that he thought the king would kill him to take his wife. Abraham didn't think people in Abimelek's kingdom respected and worshipped Yahweh.

King Abimelek sought to make the situation right with Abraham, and gave him servants and animals. **(Point to 2 servants and place sheep and cattle on board.)**



Then he told him that he could choose to live anywhere in the land. Also, he gave Sarah back to Abraham along with a thousand pieces of silver. **(Place Sarah next to Abraham and place coin bag on board, then remove Sarah from board.)** Then Abraham prayed to Elohim, and the suffering in the king's household stopped. **(Place praying emoji on board.)**

(Remove 2 servants, sheep, cattle, coin bag and praying emoji from board.)

The next time we see Abraham interacting with Abimelek was when the king and his army commander, Pikol, came to pay him a visit. **(Place commander on board next to King Abimelek and Abraham.)** They had noticed the amazing way that Yahweh was blessing Abraham in everything he did. The king asked Abraham to make a covenant of peace between them that they would always treat each other well. Abraham agreed to make this covenant, and gave Abimelek sheep and cattle to seal the deal. **(Place cattle and sheep on board.)** Abraham then took the opportunity to tell the king about the wells that the Philistines had taken from him. The king said he didn't know anything about this, and couldn't think who would do such a thing. He agreed to make another covenant with Abraham, promising that the Philistines would leave Abraham's wells alone. Abraham put 7 ewe lambs between himself and the king to make this covenant. **(Place 7 ewe lambs on board.)** After these events, the king and his commander went home. **(Remove King Abimelek and commander from board.)**

(Place tamarisk tree on board). To thank Yahweh for all his provisions, Abraham planted a tamarisk tree in Be'ersheba and called upon His Name.

(Remove all characters from board.)

Years later, during another famine, Yitshaq took all his household to Gerar, just like his father Abraham had done. **(Place Yitshaq on board.)** Yahweh reassured Yitshaq that He would be with him just as He was with Abraham his father, and that He would bless him, making the same covenant with him: He would give him the land and increase his seed like the stars of the heavens. **(Place stars on board.)**

Now, Ribqah was very beautiful, just as Sarah was, and the men of Gerar noticed her in the same way. So, Yitshaq did exactly what his father Abraham had done; he told them that she was his sister. **(Place Ribqah on board.)** But one day, King Abimelek happened to glimpse Yitshaq giving his wife affection, and realized the truth. Right away he told everyone to stay away from Ribqah. **(Place King Abimelek on board.)** I wonder if he did this because he remembered the time that he had taken Sarah, and all the bad things that happened as a result of it!

While Yitshaq was in Gerar, he received many blessings from Yahweh. But the Philistines who did not worship Yahweh became jealous of Yitshaq, just as they had done with Abraham. The local herdsmen went to the water wells that Abraham's servants had dug, and stopped them up with piles of dirt. **(Place well with dirt on board.)**

Because of this, King Abimelek visited Yitshaq and told him he'd better leave. Yitshaq and his family, servants, herds, and flocks all needed water, so they tried moving to another valley. But the herdsmen argued with them over that well too. **(Place men arguing at the well on board.)** So, Yitshaq moved and dug yet another new well. But again the local herdsmen argued over it. There is a saying that goes, "Third time is a charm!" So, one more time they dug a well. This time no one fought over it, so Yitshaq named the place Rehoboth, which means 'end of fighting' or 'peace.'

(Remove all characters except Yitshaq from board.)

Then Yahweh appeared to Yitshaq and once again promised him that He would bless him and increase his seed. Yitshaq built an altar there to Yahweh. He pitched his tent and also dug another well. **(Place altar, tent and well with water on board.)**

Later the Philistine king Abimelek, his commander Pikol and a friend named Ahuzzath came to visit Yitshaq. They realized that Yahweh was with Yitshaq, just as He had been with Abraham. **(Place King Abimelek, commander and Ahuzzath on board next to Yitshaq.)** Yitshaq asked why the king was visiting him, since he hated him and had sent him away. As he had done with Abraham, Abimelek wanted to make a covenant of peace with his son Yitshaq as well. To seal the covenant, they ate together and made a nice feast to celebrate. **(Place feast scene on board.)** After this they departed from each other in peace. Yahweh then blessed Yitshaq with yet another well **(point to well with water on board)**, and Yitshaq named that place Shibah, which means oath.

I really love hearing how people noticed that Yahweh was taking care of Abraham and Yitshaq during a time when others weren't receiving the blessings. Yahweh always takes care of His people when they are obedient. **(Place happy emoji on board.)**

Well children, we have come to the end of our story for today. We will see you next week for another exciting Little Gems story!






Abraham



Sarah



Yitshaq



Ribqah



King Abimelek



Servant 1




Servant 2


Tamarisk tree



Stars




Sheep



7 ewe lambs



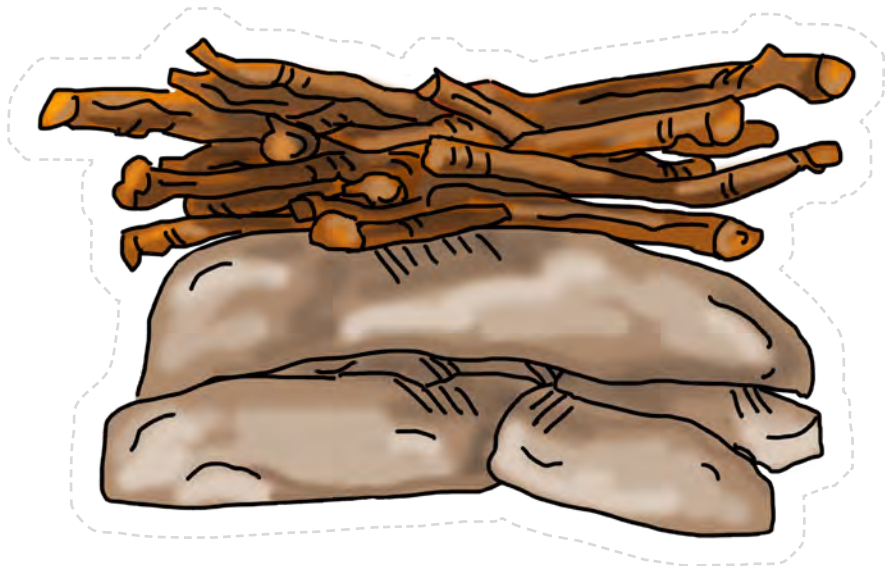
Men arguing at the well



Cattle



Commander



Altar

Happy emoji



Praying emoji



Scared emoji

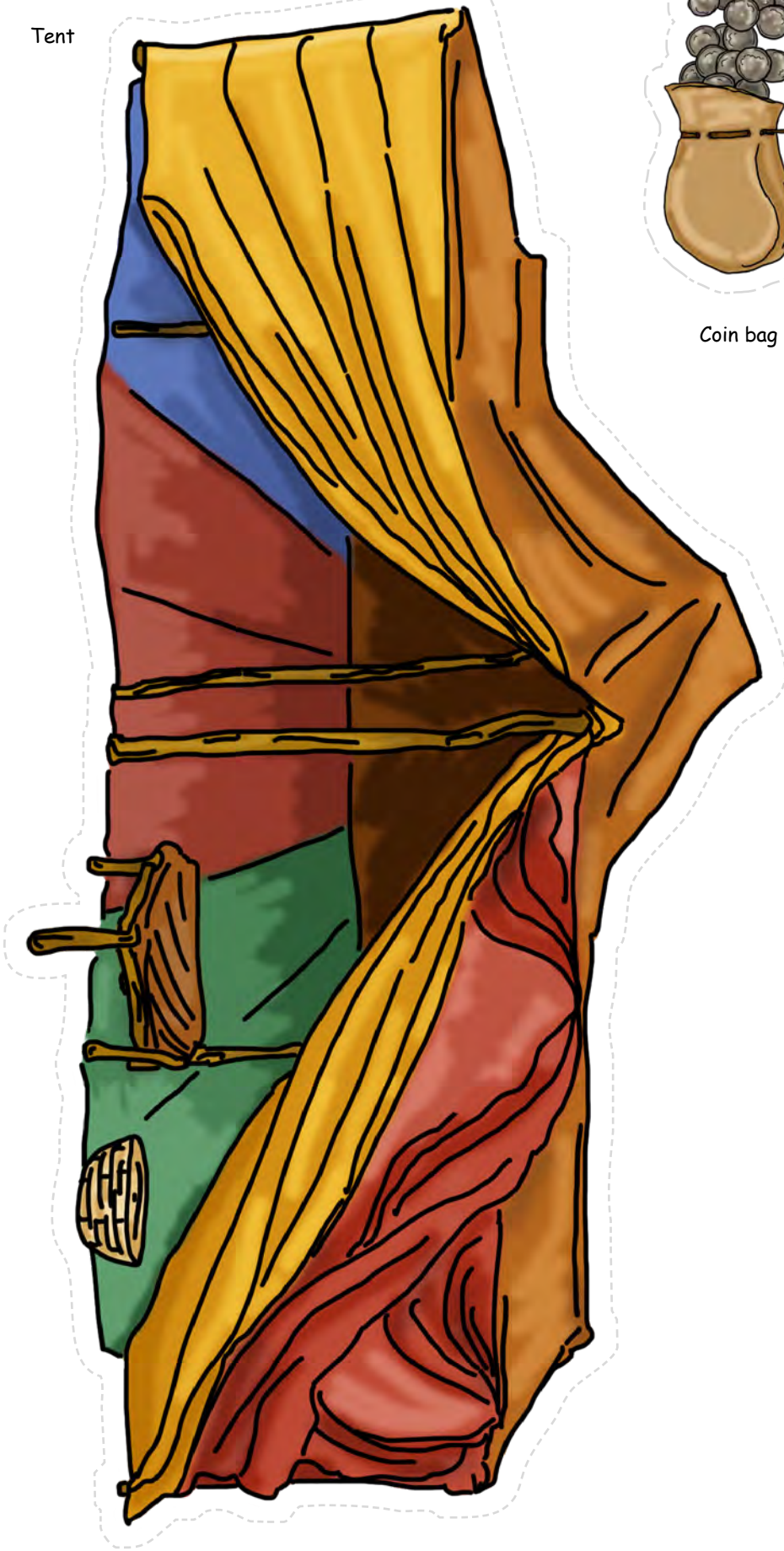


Ahuzzath

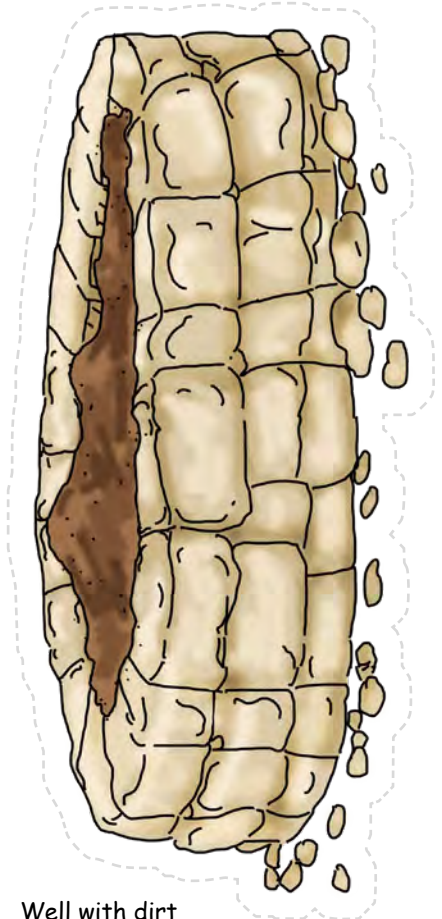


Feast scene

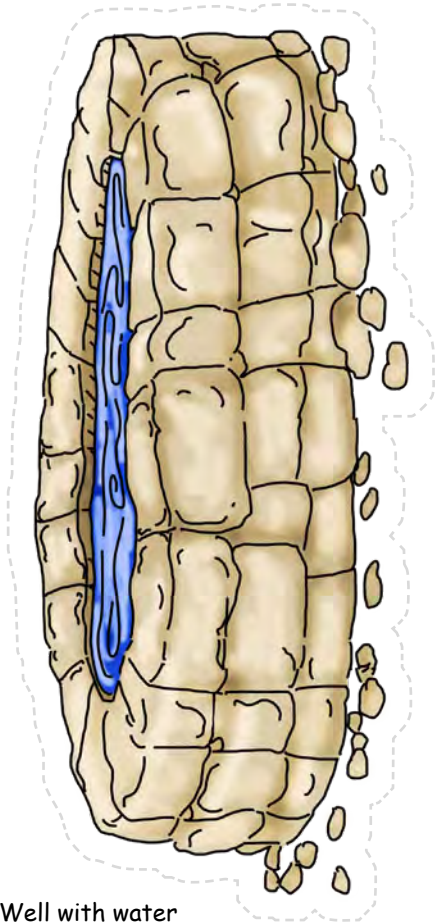
Tent



Coin bag



Well with dirt



Well with water




Abraham



Sarah



Yitshaq



Ribqah



King Abimelek




Servant 1



Servant 2


Tamarisk tree




Stars



Sheep




7 ewe lambs




Men arguing at the well

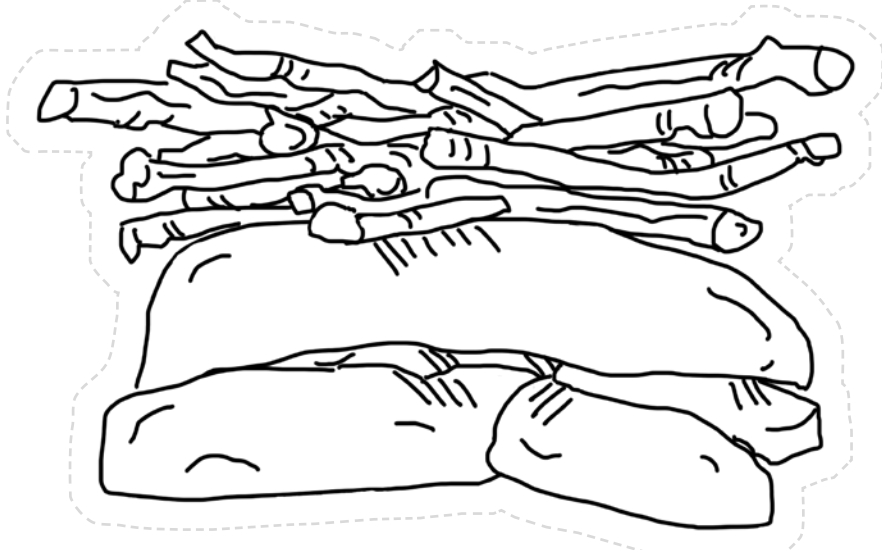


Cattle





Commander



Altar

Happy emoji




Praying emoji



Scared emoji

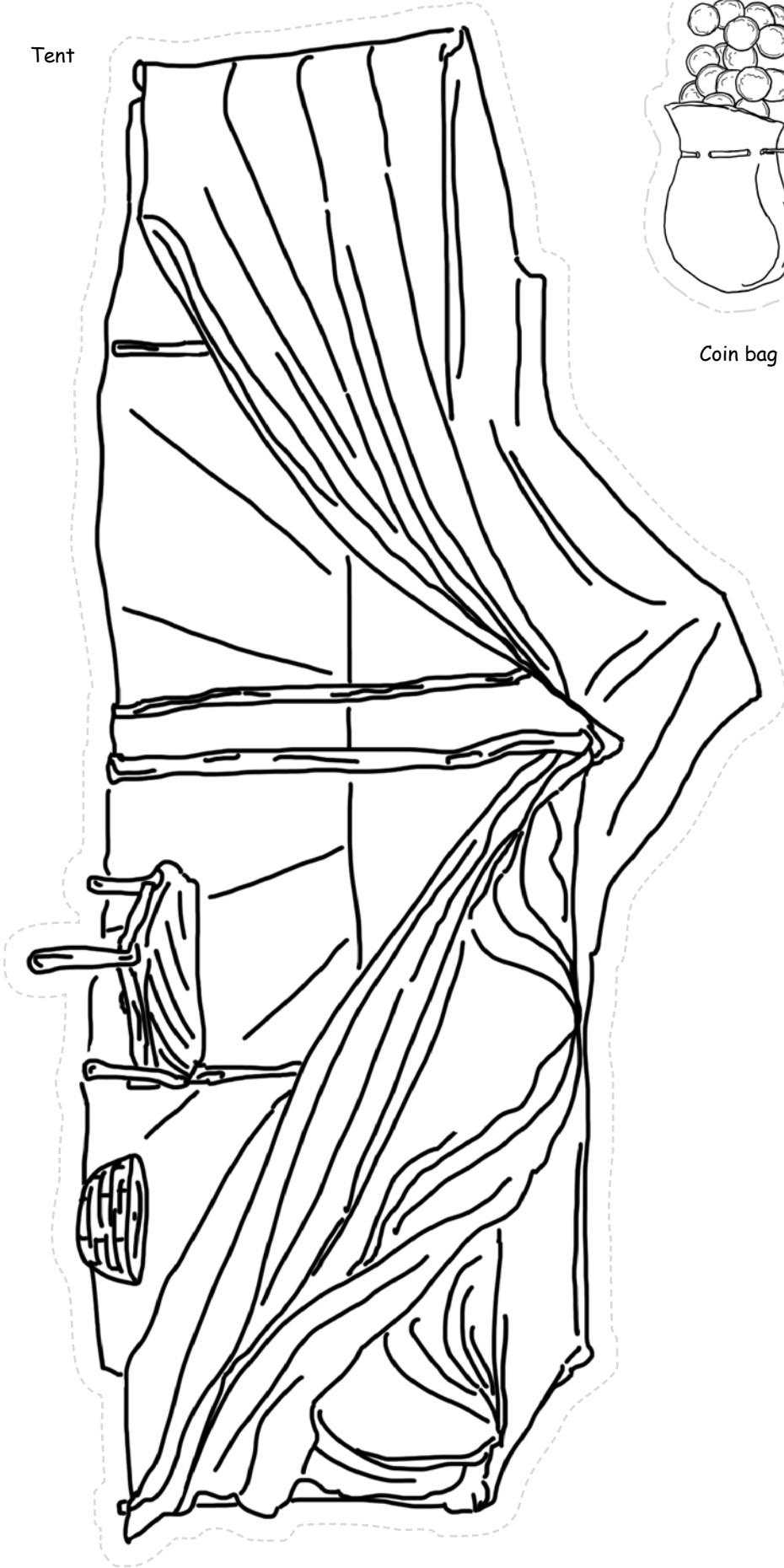


Ahuzzath

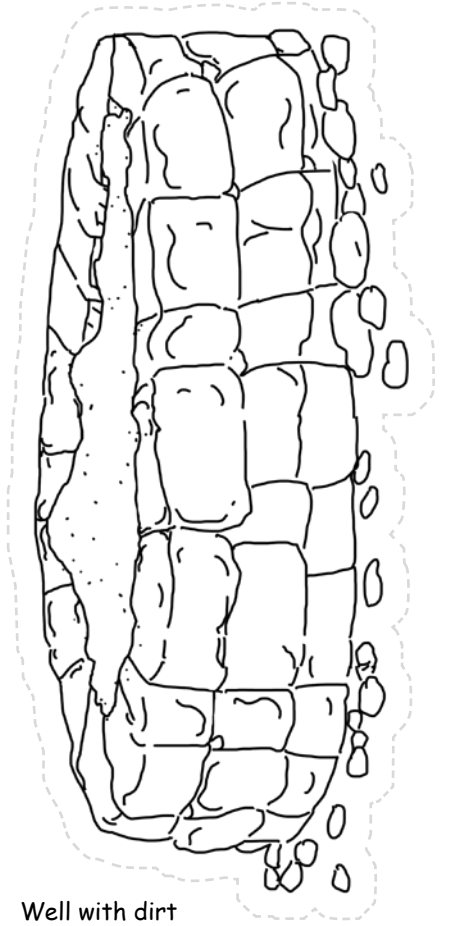


Feast scene

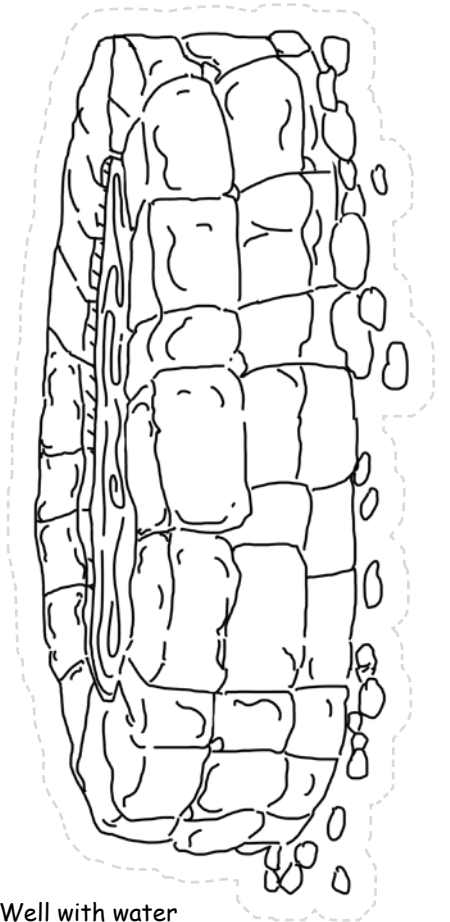
Tent



Coin bag



Well with dirt



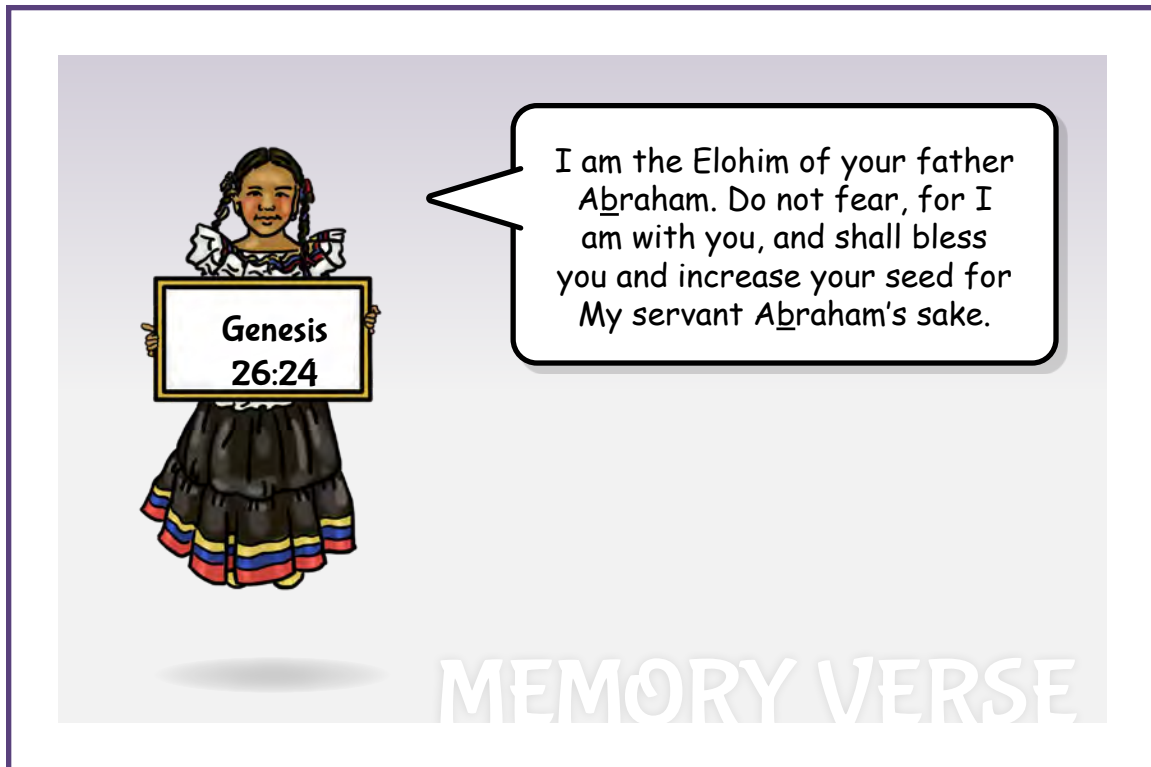
Well with water

Counting What You Gained

This next section is intended to be reinforcement of the lessons learned during this parsha. Choose the activities that best fit your child.

STORING UP TREASURE IN MY HEART

The Katan Aleph memory verse for this Torah portion is *Genesis 26:24*. If they have not already done so, begin to help them to memorize the verse. Be creative and try acting it out, or putting it to music.



Genesis
26:24

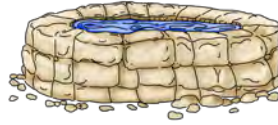
I am the Elohim of your father Abraham. Do not fear, for I am with you, and shall bless you and increase your seed for My servant Abraham's sake.

MEMORY VERSE

SEEKING TREASURE

Circle the correct choices.

1. What did Abimelek's men take from Abraham? (20:2; 21:25)



2. What did Abraham plant at Be'ersheba? (21:33)




Banana tree



Tamarisk tree



Coconut tree




Terebinth tree

3. Where did Yahweh tell Yitshaq NOT to go during the famine? (26:2)



Land of Kena'an

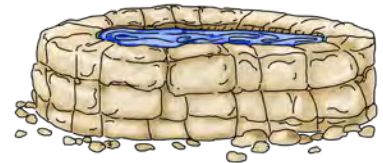


Mitsrayim



Garden of Eden

4. Circle the picture which depicts what action the Philistines did to Yitshaq's wells. (26:15)

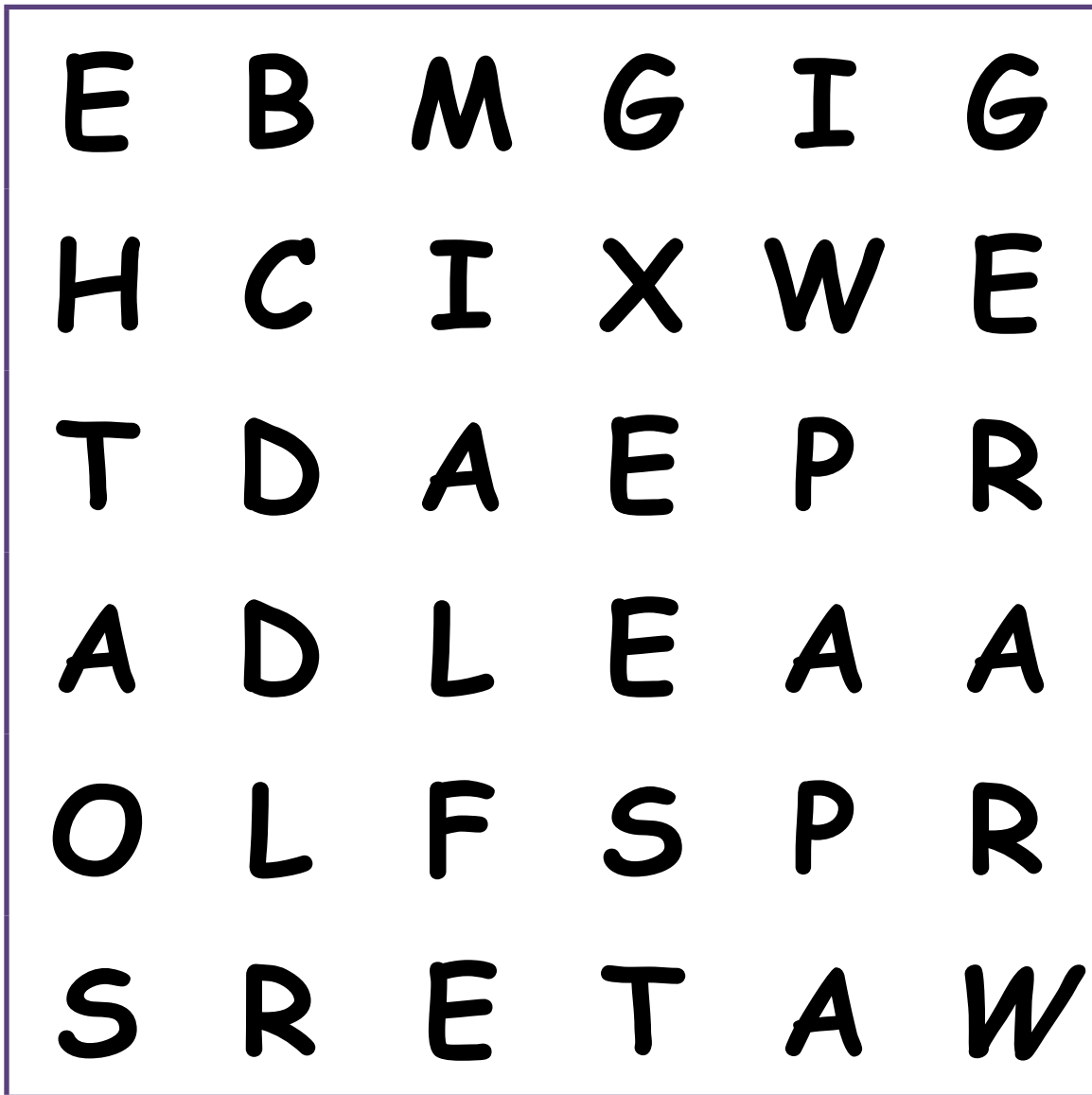


5. What did Yitshaq make for King Abimelek? (26:30)



WORD SEARCH

Search for the hidden words from this week's parsha.



GERAR

WELLS

WATER

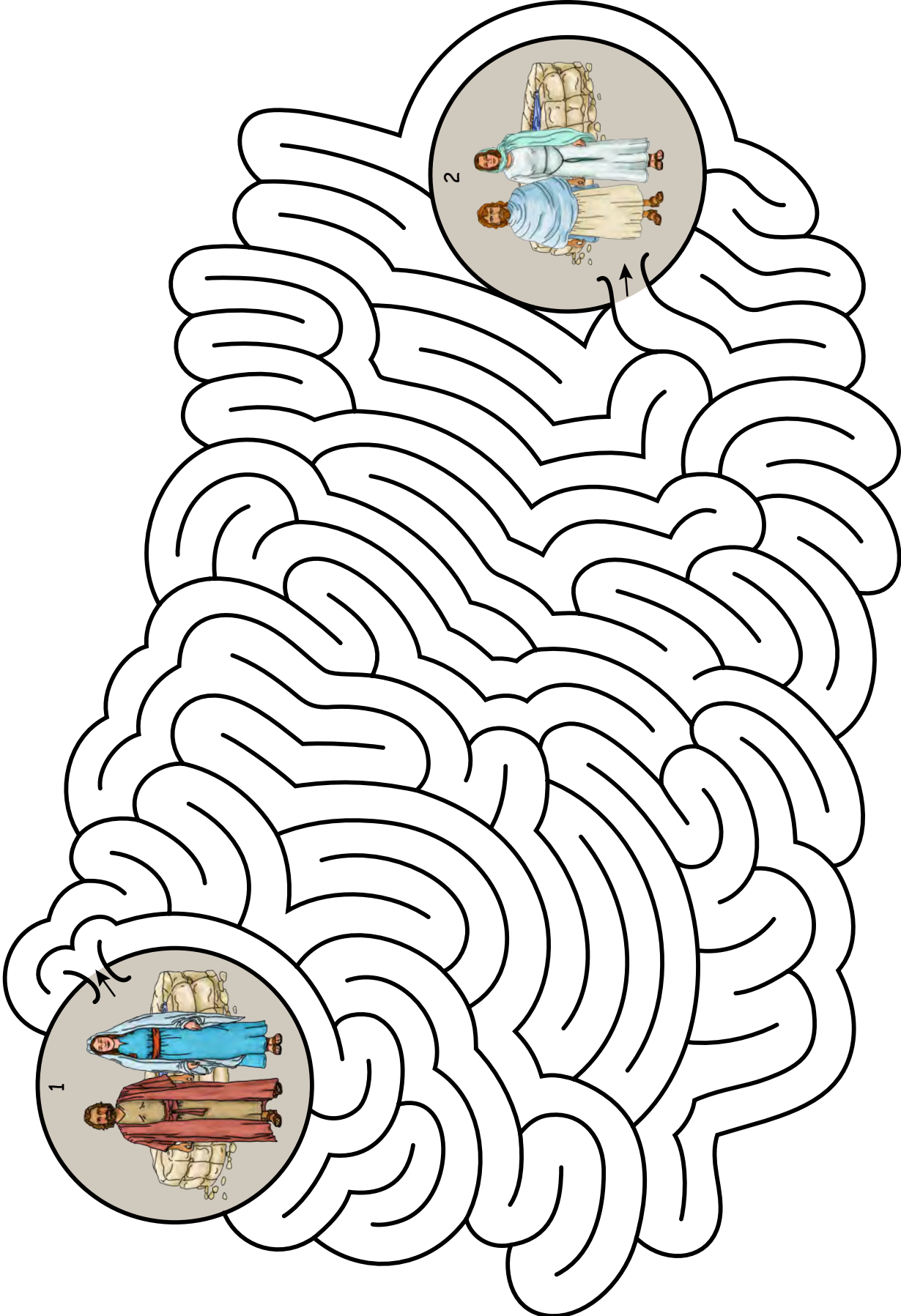
DIG

OATH

PEACE



MAZE



Precious Possessions

CRAFT

Strife at the Well

Genesis 21:25; 26:15, 20-21

Materials:

- Cardstock - white
- Cotton balls
- Velcro dots
- Double-sided foam dimensional
- Double-sided tape
- Glue
- Scissors
- Craft Templates: Main Page & A (BW) or Main Page & B (color)



Parent/Teacher Preparation:

- Print Craft Templates of choice on white cardstock.

Instructions for the Craft:

- Is using BW Templates, color using medium of choice.
- Cut out all Template pieces. (P1)

Embellishing the Lambs

- Apply glue to the 3 outlined lambs: place cotton balls on the lambs. (P2a, P2b)
- Apply glue to lamb template: place a cotton ball on the lamb. (P3a (P3b))
- Adhere a foam dimensional to the back of the lamb and place on Main Page lamb shape. (P4)
- Your Main Page should have 4 lambs with cotton balls on them. (P5)



P1



P2a



P2b



P3a



P3b



P4



P5

Instructions for the Craft Cont'd:

Attaching the Well

- Fold the tabs inward on the well template. (P6)
- Run a line of double-sided tape onto the tab indicators on the Main Page. (P7)
- Place tabs on tape to adhere to Main Page. (P8)
- Give the well a shape. (P9)
- Fold the Main Page at the crease line below the well. (P10)

Adding Abraham & Yitshaq to the Main Page

- Place 'loop side' Velcro dot on Abraham & Yitshaq template. (P11)
- Place 'hook side' Velcro dot on the Main Page on the right side of the well. (P12)
- You can interchange Abraham and Yitshaq to be on the Main Page to tell both stories. (P13a, P13b)


You now have a visual representation of strife over the wells between Abraham and his son Yitshaq with Sovereign Abimelek.




P6



P7



P8



P9



P10




P11



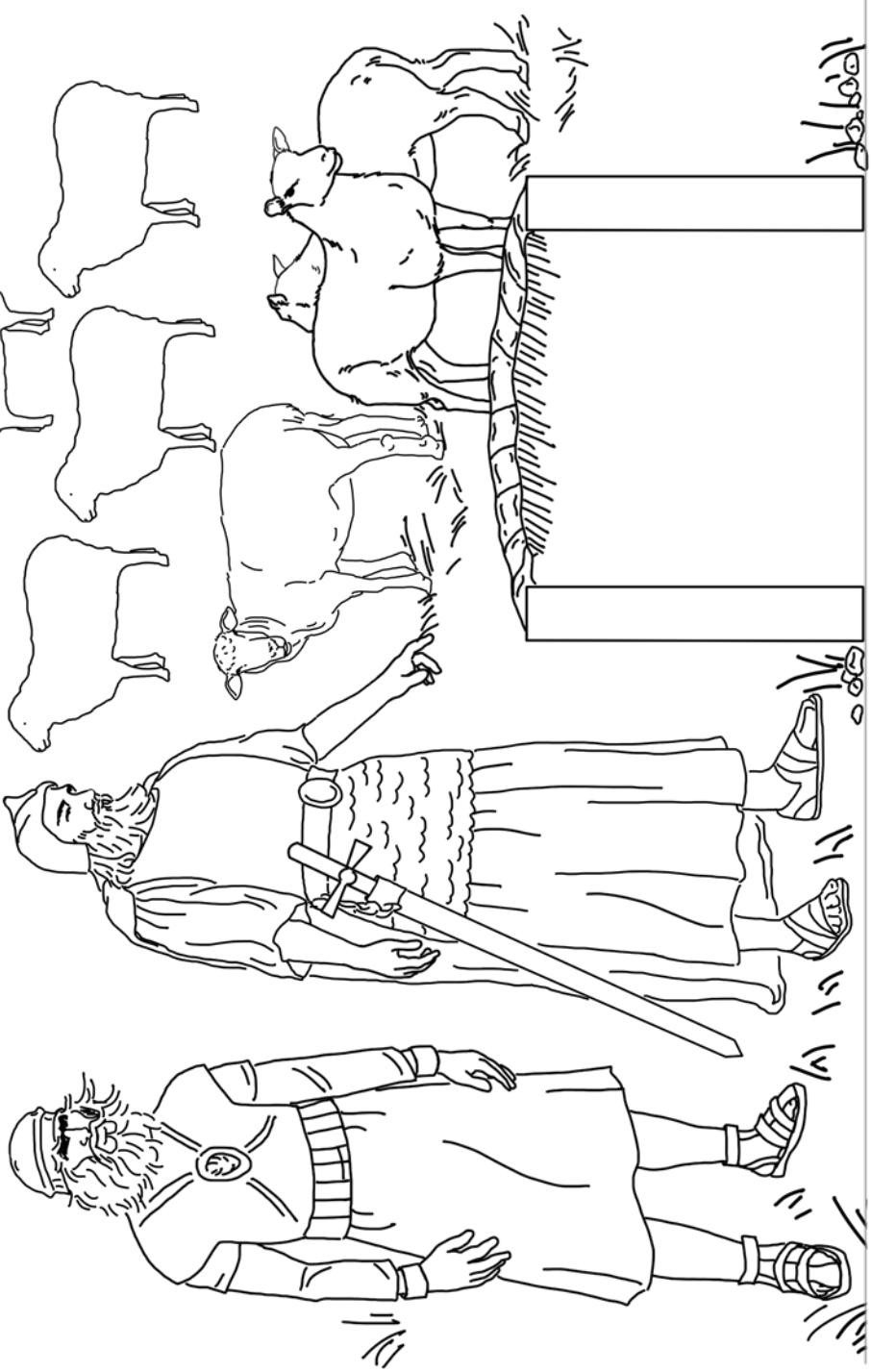
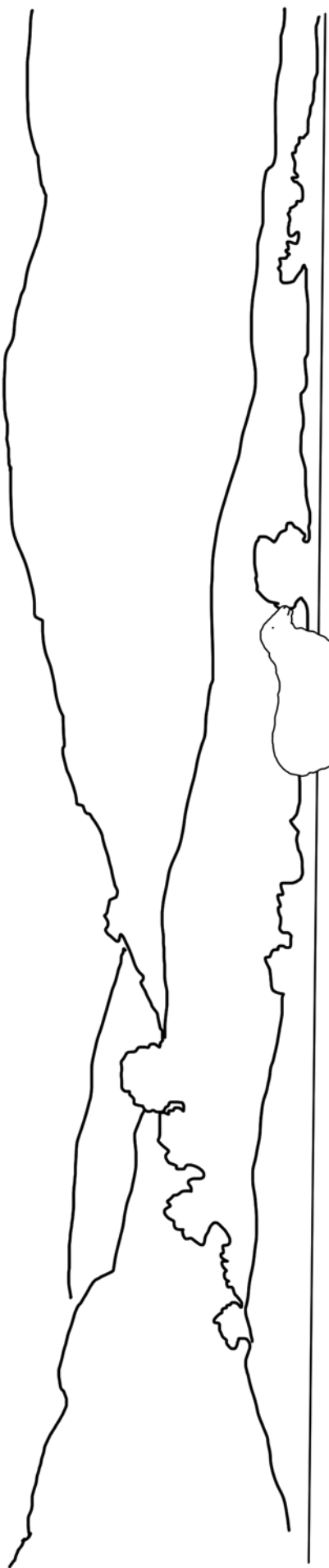
P12



P13a



P13b



14/11/11

10999

11

11

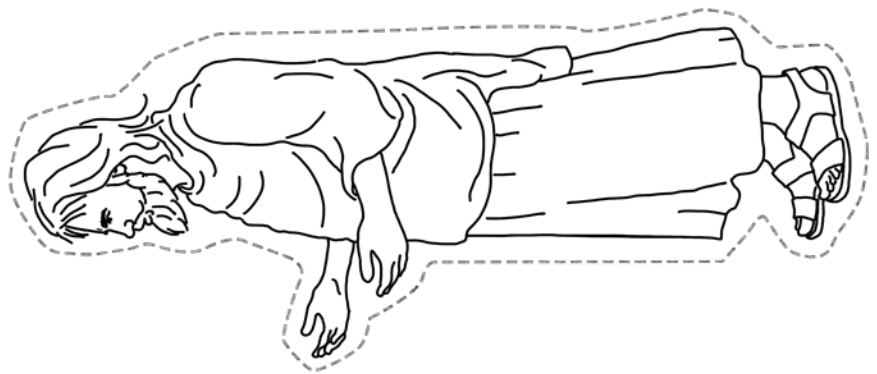
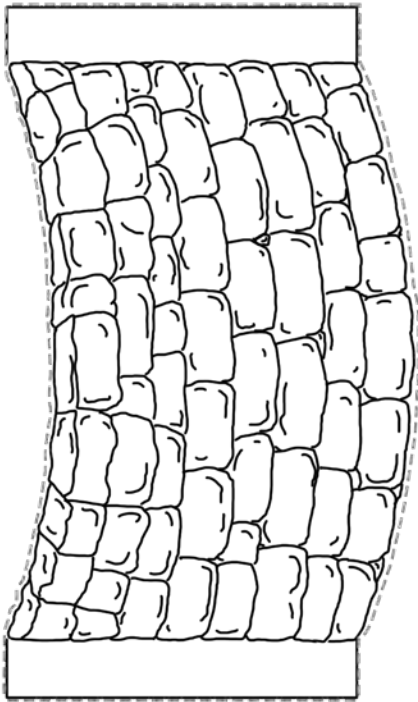
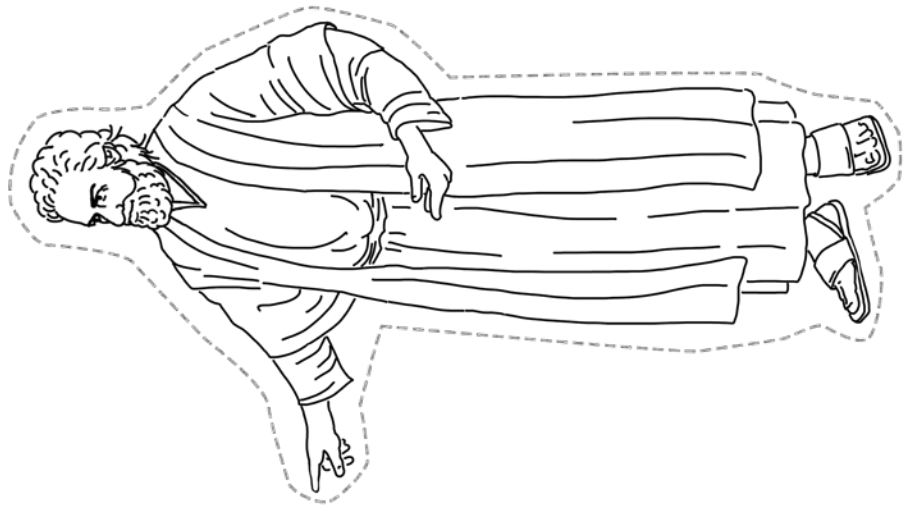
11

11

11

11

Craft Template A (BW)



14/11/11

100999

11

11

11

11

11

11

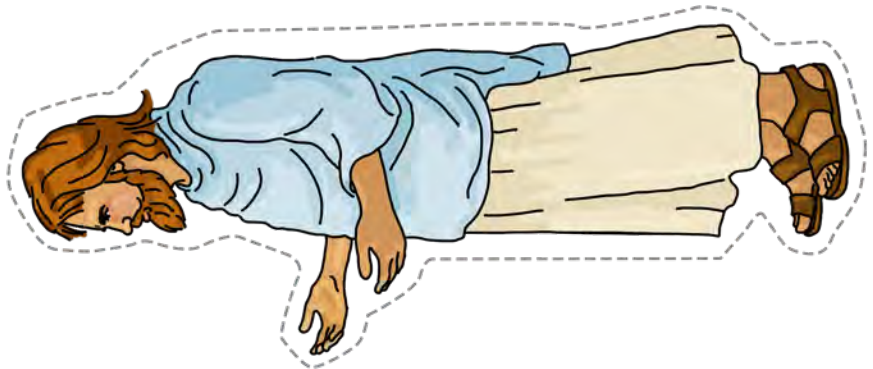
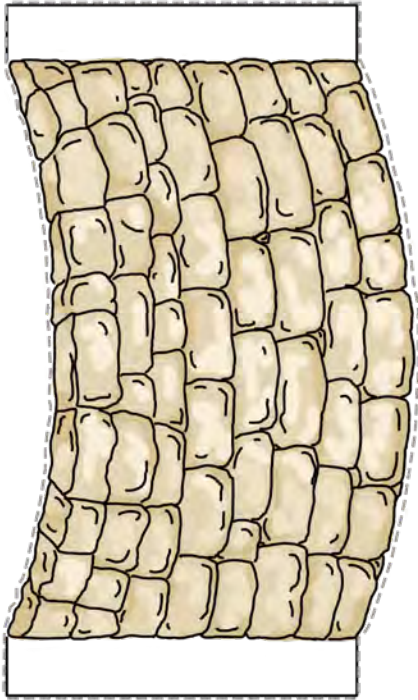
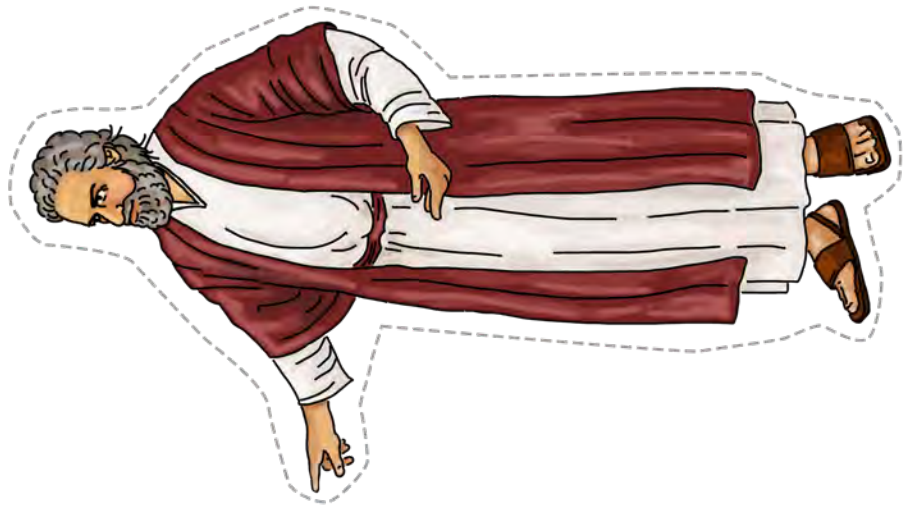
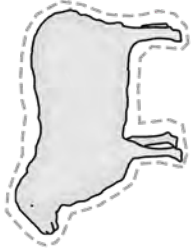
11


11

11



Craft Template B (color)





Sweetness of Torah

SWEET SOUNDS OF TORAH

(Sing Praises to His Name)

Here is the link for this song:

https://www.podomatic.com/podcasts/steveberkson/episodes/2019-11-21T04_00_00-08_00

Mayim Song

U'she'av'tim mayim b'sason

Mimaineiha yeshua

U'she'av'tim mayim b'sason

Mimaineiha yeshua

Chorus: Mayim - Mayim - Mayim - Mayim

Hey, mayim b'sason

Mayim - Mayim - Mayim - Mayim

Hey, mayim b'sason

Hey, hey, hey, hey

Mayim - Mayim - Mayim - Mayim

Mayim - Mayim - b'sason

Mayim - Mayim - Mayim - Mayim

Mayim - Mayim - b'sason



English Translation

Joyfully shall you draw water

From the fountains of triumph

Joyfully shall you draw water

From the fountains of triumph

Chorus: Water - water - water - water

Hey, water in joy

Water - water - water - water

Hey, water in joy

Hey, hey, hey, hey

Water - water - water - water

Water - water - in joy

Water - water - water - water

Water - water - in joy

SWEET TASTE OF TORAH

This snack relates to this week's parsha. Please take these as suggestions and make necessary changes based on your individual dietary needs.

Well

Genesis 21:25; 26:15, 18-22, 25, 32



Ingredients:

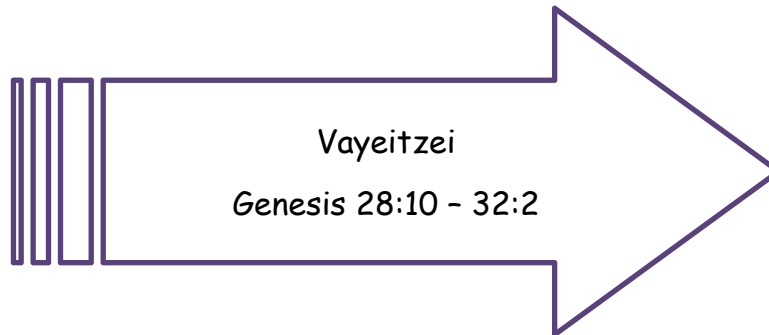
- Chocolate wafers (approximately 10)
- Kedem tea biscuits (2)
- Marshmallow fluff (used as glue and for mixing with blue sprinkles to represent the water)
- Blue sprinkles

Instructions:

- Mix a little bit of marshmallow fluff with blue sprinkles and place in the middle of a plate to represent the water.
- Cut all but 2 wafers in half and arrange in a circle to make 3 rows around the marshmallow water.
- Place 2 whole wafers into the marshmallow water to represent the well pillar.
- Place some marshmallow fluff at the top of the 2 tea biscuits to adhere them together to make a tent.
- Lay the bottom of the biscuits onto the well pillars with marshmallow fluff adhesive.

Next Week's Treasure Hunt

Next Week's Torah Portion



Suggested Reading Schedule

Monday:	Gen. 28:10-22	Ya'aqob's dream at Beyth El and his promise to Yahweh
Tuesday:	Gen. 29	Ya'aqob meets Rahel; Laban deceives Ya'aqob; Wages and serving for Rahel; Le'ah has 4 sons
Wednesday:	Gen. 30	More wives, more sons and a daughter; Ya'aqob wants to leave with his family; Outwitting Laban and his games
Thursday:	Gen. 31:1-21	Ya'aqob takes his portion and family and leaves; Rahel steals the house idols from her father
Friday:	Gen. 31:22 - 32:2	Laban tries to get his family and his idols back; An agreement is made between Ya'aqob and Laban