

# Parsha Pearls

# Toldot

"Generations"

Genesis 25:19 - 28:9

Katan Bet/Gadol



In This Edition:

6.1 - Like Father, Like Son  
Genesis 20; 21:22-34; 26:1-33



---

# Table of Contents

---

Parsha Pearls is a comprehensive resource that allows for complete customization by the parent. We understand that if you were to strive to accomplish all aspects of each lesson in one day it would be unrealistic and also overload for the child. It is our intention that this be used 'a la carte' so that it suits your specific needs. Our site caters to printing only the pieces you choose.

This page will provide quick links to get to the portion of the document for which you are looking. When you hover over the title a finger will appear. Click on it and you will be taken directly to that page.

If you are new to Parsha Pearls, we have created an [Introduction](#) document outlining how to use our lessons, as well as a [Scriptural Inspiration](#) document, which explains our titles and the Scriptural inspiration for them. We pray that Parsha Pearls blesses your home and that your children will grow to love the Word and to never depart from keeping Torah. As always, feel free to email us at [parshapearls@mtoi.org](mailto:parshapearls@mtoi.org) if you have any questions.

<b>Pearl Seeking</b> (The Main Lesson) . . . . .	<b>3</b>
➤ <b>Treasuring His Word</b> (Overview of the Parsha)	3
➤ <b>Parsha Points</b> (Main Lesson Content)	3
➤ <b>Digging Deeper</b> (Thought Provoking Questions)	7
<b>Searching Out Hebrew</b> (Reading & Writing) . . . . .	<b>8</b>
➤ Words	8
➤ Numbers	8
➤ Word Match	9
➤ Flashcards	10
➤ Writing Hebrew	12
<b>Counting What You Gained</b> (Worksheets) . . . . .	<b>14</b>
➤ Storing Up Treasure In My Heart (Memory Verse)	14
➤ Seeking Treasure (Questions from the Parsha)	16
➤ Word Search	18
➤ Crossword Puzzle	20
➤ Maze	22
<b>Precious Possessions</b> (Arts & Crafts) . . . . .	<b>23</b>
➤ Notebook Page	23
➤ Coloring Page	30
<b>Sweetness of Torah</b> . . . . .	<b>31</b>
➤ Sweet Sounds of Torah (Song Corresponding to the Parsha)	31
➤ Sweet Taste of Torah (Snack Corresponding to the Parsha)	32
<b>Next Week's Treasure Hunt</b> (Looking ahead to Next Week's Parsha) . . . . .	<b>33</b>



---

# Pearl Seeking

---

## TREASURING HIS WORD

Let's do a quick overview of the entire Torah portion:

Monday:	Gen. 25:19-34	The birth of Esaw and Ya'aqob; Esaw sells his birthright
Tuesday:	Gen. 26:1-11	Yahweh's promise to Yitshaq; Like father like son (Yitshaq and Abimelek)
Wednesday:	Gen. 26:12-33	Abimelek and Yitshaq make an agreement
Thursday:	Gen. 26:34 - 27:40	Stolen blessing; Esaw arrives too late
Friday:	Gen. 27:41 - 28:9	Esaw wants to kill Ya'aqob; Ya'aqob is sent away

In this week's Parsha Pearls lesson we will continue our theme of covenants. We will witness a covenant of peace between Abraham and also his son Yitshaq with the sovereign Abimelek of the Philistines. Beginning with the story of Abraham from parsha Vayeira and concluding with Yitshaq's story from this parsha we will see the similarities they encountered with Sovereign Abimelek. Yahweh also reaffirms with Yitshaq the covenant that He first made with his father Abraham. Now, let's read Gen. 20; 21:22-34 & 26:1-33.

## PARSHA POINTS

### Abraham's story

- When Abraham arrived in Gerar, he told sovereign Abimelek (meaning, 'my father is king') that his beautiful wife Sarah was his sister. So, Abimelek sent for her to be brought to his palace - 20:1-2
- Elohim spoke to Abimelek in a dream and told him (20:3):
  - that Sarah was actually Abraham's wife
  - that because of Sarah, he was a dead man
- Abimelek pleaded that he had treated Sarah with respect and that he had not come near her - 20:4
- He explained to Elohim that Abraham and Sarah had each told him that they were brother and sister - 20:5
- He told Yahweh that he was innocent in this matter, asserting that he was a man of integrity regarding marriage; and Yahweh believed him - 20:5
- However, Yahweh warned him to release Sarah or else he would die - 20:7
- He also told Abimelek to ask Abraham to pray for him, because all the women of his household had become barren - 20:7, 18



- Abimeleḵ was not happy with Abraham's deceit and told him so - 20:9
- Abraham confessed his fear that because the people of the land did not reverence Elohim, they might have killed him in order to take his wife - 20:11
- He did say that he'd told only a partial untruth, for Sarah was the daughter of his father (Terah) but not the daughter of his mother - 20:12
- He also revealed that he and Sarah had made an agreement that wherever they went, she would say she was his sister as proof of her kindness/loving-commitment to Abraham - 20:13
- Sovereign Abimeleḵ released Sarah and bestowed gifts to Abraham of (20:14-16):

- sheep
- cattle
- male and female servants
- land of Abraham's choice
- 1,000 (**elef**) pieces of silver



- Abraham did pray to Elohim on the king's behalf. Then Abimeleḵ and his household were healed, and the women were able to have children again - 20:17-18
- Abimeleḵ and Piḵol, the commander of his army, recognized that Elohim was with Abraham in all that he did, and made a point to speak to Abraham - 21:22
- Abimeleḵ wanted Abraham to treat him and his future offspring well, so he wished to make an agreement with Abraham for peaceable relations between their peoples. And Abraham promised to do so - 21:23-24
- However, Abraham informed Abimeleḵ that the king's servants had seized one of his wells for water - 21:25
- Abimeleḵ was surprised to hear this report, for he had not been aware of any such action - 21:26
- Abraham made a covenant with Abimeleḵ and gave him (21:27):

- sheep
- cattle
- 7 (**sheva**) ewe lambs by themselves




- Sovereign Abimeleḵ asked what the 7 ewe lambs by themselves were for - 21:29
- Abraham told him that they were a witness that the well belonged to Abraham - 21:30
- The 2 (**shtayim**) men made a covenant there at Be'ersheba (meaning 'well of seven' or 'well of the oath') - 21:32
- Sovereign Abimeleḵ and his army commander, Piḵol, returned home, and Abraham planted a tamarisk tree there and called on the name of Yahweh, the Everlasting El - 21:33
- Abraham dwelt in the land of the Philistines many days - 21:34



## Yitshaq's story

- Later, Yitshaq also suffered a lack of food, and did the same as his father Abraham; he went to Gerar where sovereign Abimelek of the Philistines reigned - 26:1
- Yahweh told Yitshaq to dwell there and not to go to Mitsrayim, for He would be with Yitshaq and bless him, and give him the lands He promised to Abraham his father - 26:2-3
- Yahweh also reiterated the promises of the covenant (26:4):
  - Yitshaq's seed would increase like the stars of the heavens
  - His seed would inherit these lands
  - Through his seed all the nations of the earth would be blessed
- This covenant was made because Abraham obeyed Yahweh's voice and guarded Yahweh's Charge (**mishmereth**): His commands (**mitzvot**), laws (**chukkot**) and **Torot** (teachings and instructions) - 26:5
- Like Sarah, Yitshaq's wife Ribqah was also very beautiful, and the men of sovereign Abimelek inquired about her. Just as his father Abraham had done, Yitshaq told them that she was his sister, fearing that he would be killed so someone else could take her - 26:7
- One day sovereign Abimelek saw Yitshaq being affectionate with Ribqah. Clearly this demonstrated that she was his wife, so Abimelek wanted to know why Yitshaq had claimed that she was his sister - 26:8-9
- Like his father Abraham, Yitshaq confessed that he was afraid he would be killed so that they could take Ribqah - 26:9
- Sovereign Abimelek had learned his lesson the first time, so he commanded that no one lay a hand on Yitshaq or his wife Ribqah - 26:10-11
- When Yitshaq sowed his seed in that land, Yahweh blessed him with a hundredfold (**me'ah**) increase, so that he became very great in the land of the Philistines - 26:12-13
- He acquired possession of (26:14):
  - flocks
  - herds
  - a great body of servants
- The Philistines began to envy him, so they found all the wells (**be'er**) which his father's servants had dug and stopped them up with dirt (**aphar**) - 26:14-15
- After this, Sovereign Abimelek asked Yitshaq to leave his land, for Yitshaq had become more prosperous than his own people and was causing him a problem - 26:16
- Yitshaq and his people left and dwelt in the wadi Gerar - 26:17
- There Yitshaq dug up the wells which had been stopped up after his father's death, and named them by the names which his father had called them - 26:18



- The herdsmen of Gerar strove (**reev**) with Yitshaq over 2 wells Yitshaq dug up in the wadi (meaning, 'river'), so Yitshaq named them Eseq (meaning, 'contention') and Sitnah (meaning, 'strife' or 'enmity') - 26:20-21
- Finally, Yitshaq dug one more well. There was no strife over that one, so Yitshaq named it Rehoboth (meaning, 'wide spaces'), for Yahweh had made room for them and they would be fruitful in this land - 26:22
- After this Yitshaq traveled to Be'ersheba, just as his father Abraham had done - 26:23; 21:32
- There Yahweh appeared to him and told him that He was the Elohim of his father Abraham - 26:24
- He told Yitshaq to not fear, for He would be with him and bless him, and increase his seed for his father Abraham's sake - 26:24
- Yitshaq built an altar/slaughter place and called on Yahweh's name, just as his father Abraham did when he planted the tamarisk tree - 26:25; 21:33
- His servants also dug a well there - 26:25
- After this, Sovereign Abimelek and Pikel his army commander, along with one of his friends, Ahuzzath, paid a visit to Yitshaq - 26:26
- Yitshaq enquired why they would visit him, since they had hated him and sent him away - 26:27
- Just as he had said to Abraham, Sovereign Abimelek told Yitshaq that he clearly saw that Yahweh was with him, and that he wanted to make a covenant with him as well - 26:28; 21:22
- Abimelek wanted their covenant to be a promise that they would not do evil to each other, because he had only done good to Yitshaq. He had sent him away in peace, and Yahweh had blessed him - 26:29
- They made a covenant pact with feasting and drinking, and then departed in peace from each other - 26:30
- That same day Yitshaq's servants came and told him that they got water (**mayim**) from another well, so he named it Shibah (meaning, 'seven' or 'oath') which is in the city of Be'ersheba - 26:32-33



# DIGGING DEEPER

Parents/Teachers may choose to use these prompts for further discussion of the Torah portion.

- Read Genesis 12:9-20 to reveal another instance where Abraham told Pharaoh of Mitsrayim that Sarai was his sister. Do you think that Abraham came up with this idea because as her brother he could have control over any would-be suitors and dismiss them?
- Compare and contrast the 2 stories. In what ways do we see 'like father, like son?'
- Discuss how marriages in ancient times were often made to secure political alliances or financial benefits, as opposed to the reasons people marry these days. Do you think that the sovereign may have hoped to add to his protection or wealth in taking Sarah and Ribqah?
- Notice that in both accounts Sovereign Abimelek recognized that Yahweh was with Abraham and Yitshaq. In fact, he admired that enough to pay them a visit. Notice how he always brought his army commander with him, to be eyes and ears. Do you think this visit was his acknowledgment of Yahweh as Elohim, or just smart play on his part?
- After they both swore their oaths to bind the covenant/agreement, the place where they met was called Be'ersheba. It became an important place in Yisra'el's history (21:31-34). Research Be'ersheba.
- Since so many years had passed between the similar stories of father and son, do you think they both dealt with the same sovereign and army commander, or did their names simply get passed down to their children? Could they both be titles such as Pharaoh? What does Abimelek mean? Research other areas in Scripture where Abimelek is mentioned.
- Note that Yahweh spoke with Abimelek in a dream. List some other 'non-covenanted' men whom Yahweh chose to speak with in a dream, and what He communicated to them.
- As Yahweh had blessed Yitshaq 100X (a hundred-fold), how do you think this made the natural-born Philistines feel?



# Searching Out Hebrew

Parents/Teachers can print out the '[Hebrew Pronunciation Guide](#)' to help with the pronunciation of Hebrew names and words. They can be cut out and used in conjunction with the Flashcards.

## WORDS

Parents/Teachers see the following page for 3 x 5 card cut outs of the words from this week's parsha. If printed on cardstock, they can be kept in a box to reinforce learning.

Mishmereth ( **משמרת** ) - charge

Mitzvoth ( **מצות** ) - commands

Chukkot ( **חקות** ) - laws

Torot ( **תורת** ) - teachings and instructions

Be'er ( **באר** ) - well

Aphar ( **עפר** ) - dirt

Reev ( **ריב** ) - strive

Mayim ( **מים** ) - water

## NUMBERS

Parents/Teachers can print out these numbers to have as additional resources. These can be found under the 'Resources' tab on the YMTOI website.

2 - shtayim

7 - sheva

100 - me'ah

1,000 - elef



# WORD MATCH

Match this week's Hebrew words to their correct definition.

Aphar

Charge

Be'er

Commands

Chukkot

Dirt

Mayim

Laws

Mishmeret

Strive

Mitzvoth

Teachings and Instructions

Reev

Water

Torot

Well



# FLASHCARDS

מצוות

**Mitzvoth**

Mitz-voth

commands

תורת

**Torot**

Tor-ot

teachings and instructions

משמרת

**Mishmereth**

Mish-mer-eth

charge

חוקות

**Chukkot**

Chukk-ot

laws

אפר

**Aphar**

A-phar

dirt

מים

**Mayim**

May-im

water

באר

**Be'er**

Be-er

well

רעב

**Reev**

Reev

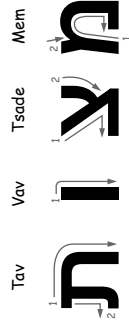
strive



# WRITING HEBREW

Mitzvoth (commands)

מצות



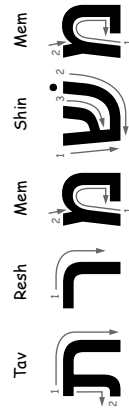
---

---

---

Mishmereth (charge)

משמרת



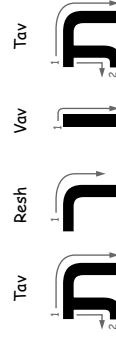
---

---

---

Torot (teachings and instructions)

תורת



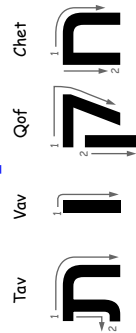
---

---

---

Chukkot (laws)

חוקות



---

---

---



Aphar (dirt)

עפר

Resh Fey Ayin  
פ פ א

\_\_\_\_\_

\_\_\_\_\_

\_\_\_\_\_

Mayim (water)

מים

Mem Soft Yud Mem  
מ י ם

\_\_\_\_\_

\_\_\_\_\_

\_\_\_\_\_

Be'er (well)

באר

Resh Aleph Bet  
ר א ב

\_\_\_\_\_

\_\_\_\_\_

\_\_\_\_\_

Reev (strive)

רעב

Vet Yud Resh  
ר י ב

\_\_\_\_\_

\_\_\_\_\_

\_\_\_\_\_




# Counting What You Gained

This next section is intended to be reinforcement of the lessons learned during this parsha. Choose the activities that best fit your child.

## STORING UP TREASURE IN MY HEART

The Katan Bet and Gadol memory verse is *Genesis 26:4-5*. You can review the verse with them by reciting it out loud, acting it out, putting it to music...whatever works for you.



Genesis  
26:4-5

And I shall increase your seed like the stars of the heavens, and I shall give all these lands to your seed.  
And in your seed all the nations of the earth shall be blessed, because Abraham obeyed My voice and guarded My Charge: My commands, My laws, and My Torot.

MEMORY VERSE



# SEEKING TREASURE

1.



Elohim came to Abimelek in a dream during the day.

T / F

(20:3)

2.



What title did Yahweh give Abraham?

Circle the correct choice.

priest    shepherd

prophet    king

(20:7)

3.



Sovereign Abimelek acknowledged that Yahweh was with Abraham in all that he did.

T / F

(21:22)

4.



What type of tree did Abraham plant in Be'ersheba?

Circle the correct choice.

olive    terebinth

date palm    tamarisk

(21:33)

5.



And he planted a \_\_\_\_\_

tree in \_\_\_\_\_, and

there called on the Name of Yahweh,

the \_\_\_\_\_ El.

(21:33)



6.




In this parsha Yitshaq's seed was compared to the sand on the seashore.

T / F

(26:4)

7.



Which of the following was Yitshaq's return on his crop?

Circle the correct choice.

10X 25X 50X

75X 100X

(26:12)

8.



How many new wells did Yitshaq's servants dig up?

Circle the correct choice.

3 5 2

(26:19-22)


9.



What did Yitshaq do just as his father did when he came to Be'ersheba? He \_\_\_\_\_ on the Name of \_\_\_\_\_.

(26:25)

10.



What did Sovereign Abimelek make between himself, Abraham and Yitshaq?

Circle the correct choices.


oath club friendship

alliance covenant

(21:27, 31-32; 26:28, 31)

# WORD SEARCH

Search for the hidden words from this week's parsha.




SCARCITY  
YITSHAQ  
GOOD-LOOKING  
WELLS  
SITNAH  
AHUZZATH  
FEAST

ABIMELEK  
GERAR  
POSSESSIONS  
WATER  
REHOBOTH  
PIKOL  
OATH

ABRAHAM  
SISTER  
ENVIED  
ESEQ  
BE'ERSHEBA  
COVENANT  
PEACE



# Answer Key



SCARCITY  
 YITSHAQ  
 GOOD-LOOKING  
 WELLS  
 SITNAH  
 AHUZZATH  
 FEAST


ABIMELEK  
 GERAR  
 POSSESSIONS  
 WATER  
 REHOBOTH  
 PIKOL  
 OATH

ABRAHAM  
 SISTER  
 ENVIED  
 ESEQ  
 BE'ERSHEBA  
 COVENANT  
 PEACE



# CROSSWORD PUZZLE

Complete the crossword using words from this week's parsha.



## Down


1. Abimelek and Yitshaq departed in \_\_\_\_.
3. What was the name of the Philistine sovereign?
4. Abraham planted this tree in Be'ersheba and called upon the Name of Yahweh.
6. The \_\_\_\_ of Gerar strove with Yitshaq's servants.
8. Abraham and Yitshaq told Abimelek that their wives were their \_\_\_\_.
9. Abimelek and Yitshaq ate a \_\_\_\_ together.

## Across

2. Yitshaq's \_\_\_\_ dug many wells.
5. Abraham gave sheep and cattle to Abimelek and they made a \_\_\_\_.
7. They made a covenant at \_\_\_\_.
10. The name of the commander of Abimelek's army.
11. Yahweh made a covenant with Yitshaq just like He did with \_\_\_\_.



# Answer Key



## Down


1. Abimelek and Yitshaq departed in **peace**.
3. What was the name of the Philistine sovereign? **Abimelek**
4. Abraham planted this tree in Be'ersheba and called upon the Name of Yahweh. **tamarisk**
6. The **herdsmen** of Gerar strove with Yitshaq's servants.
8. Abraham and Yitshaq told Abimelek that their wives were their **sister**.
9. Abimelek and Yitshaq ate a **feast** together.

## Across

2. Yitshaq's **servants** dug many wells.
5. Abraham gave sheep and cattle to Abimelek and they made a **covenant**.
7. They made a covenant at **Be'ersheba**.
10. The name of the commander of Abimelek's army. **Pikel**
11. Yahweh made a covenant with Yitshaq just like He did with **Abraham**.



# MAZE



# Precious Possessions


## NOTEBOOK PAGE

## Strife and Peace at the Wells

Genesis 26:15, 18-22, 25, 32

### Materials:

- Cardstock - white
- Foam - light & dark blue
- Pompom - brown or black
- X-acto knife
- Scissors
- Glue
- Glue stick
- Coloring pencils, crayons, or markers
- Notebook Templates: Main Page, A (BW) & C or Main Page, B (color) & C



### Parent/Teacher Preparation:

- Print Notebook Templates of choice on white cardstock.

### Instructions for the Notebook Page:

- If using BW Templates, color using medium of choice.
- Use the X-acto knife to cut the line in the well on the Main Page. (P1)
- Use the X-acto knife to cut the 3 lines around the characters on the Main Page. (P2)
- Overlay the Main Page onto Notebook Template A or B so that the picture is aligned with the cut out. If the pages don't align perfectly, trim the excess from the top or sides as needed. (P3)
- Using a glue stick, run a 1" band along all 4 edges so that both pages are now one. (P4)
- Adhere the 2 pages together. (P5)
- Cut out pieces on Notebook Template C. (P6)



P1




P2




P3



P4



P5



P6

# Instructions for the Notebook Page cont'd:

## Well with Water

- Use the water pieces (top and bottom) from Notebook Template C to trace onto craft foam.
  - Trace the top piece on light blue foam and cut.
  - Trace the bottom piece on dark blue foam and cut.
- Run a strip of glue onto the water slide card where it says, 'glue here'. (P7)
- Place the light blue foam water onto the glue. (P8)
- Run a strip of glue onto the top edge of the light blue foam water and adhere the dark blue foam water over it. (P9)




P7



P8



P9



P10



P11



P12

## Well with Dirt

- Take a brown or black pompom and pull it apart. (P10)
- Glue the pompom pieces onto the dirt slide card in the top area. (P11)

## Hebrew Words

- On the dirt slide card at the bottom write: (P12)
  - 1) **Aphar**    2) **עפר**    3) **Dirt**
- On the water slide card at the bottom write: (P13)
  - 1) **Mayim**    2) **מים**    3) **Water**
- Above the well on the Main Page write: (P14)
  - 1) **Be'er**    2) **באר**    3) **Well**
- Open the flap and on the inside write: (P15)
  - 1) **Reev**    2) **ריב**    3) **Strive**
- Insert cards into slots as follows:
  - water when the flap is closed
  - dirt when the flap is open
- The words on the dirt and water slide cards will not be visible when they are inserted into the wells.



P13




P14



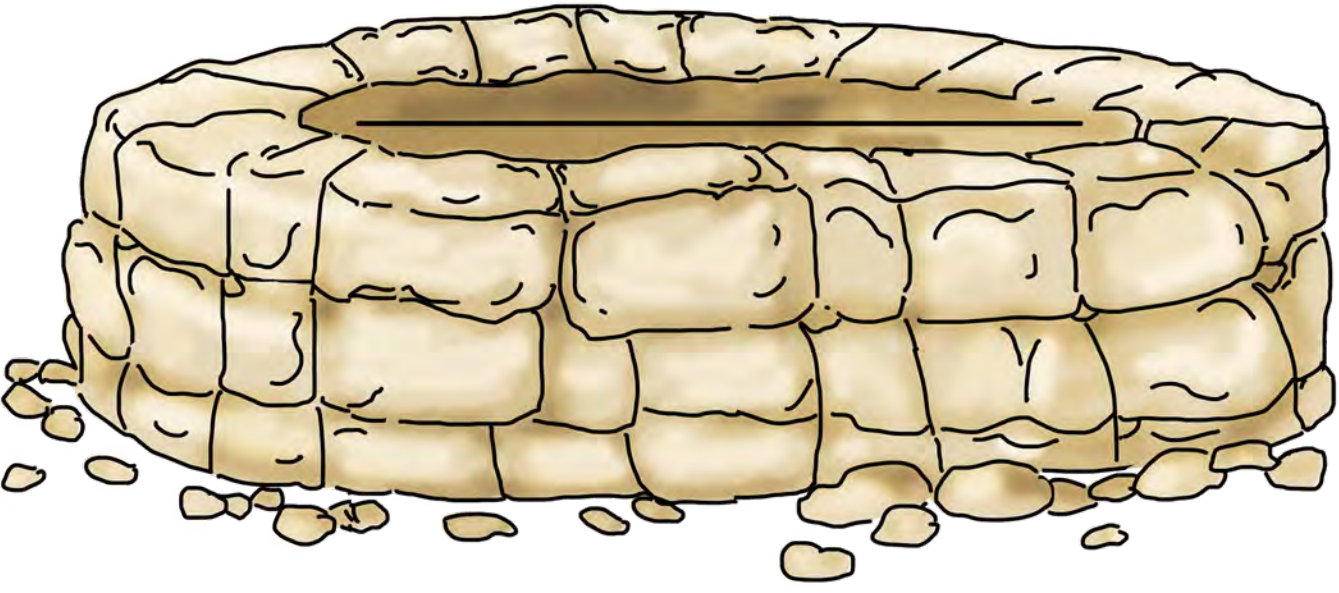

P15

You now have a visual representation of strife and peace over Yitshaq's wells.












# Notebook Template C

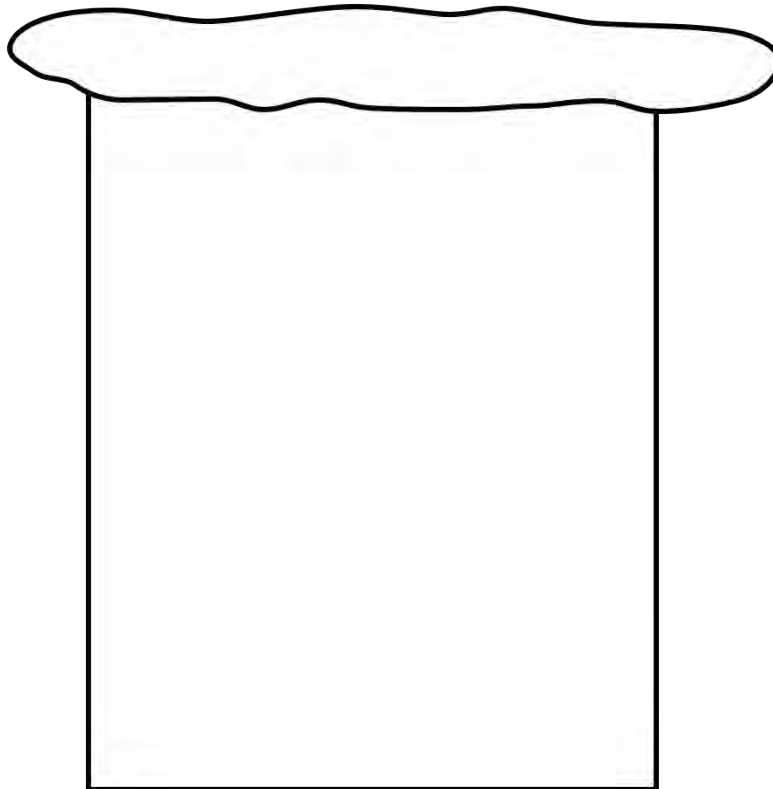
Water slide card

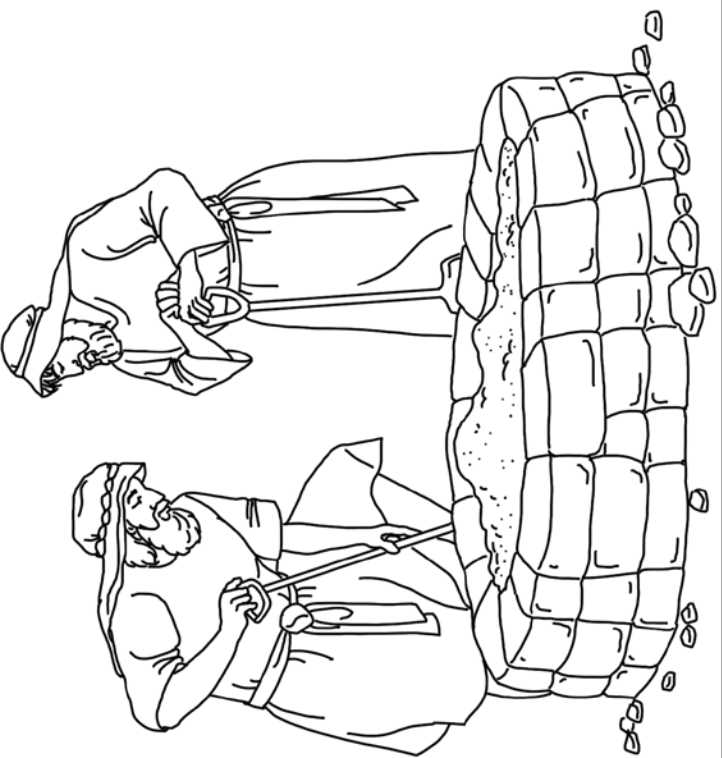
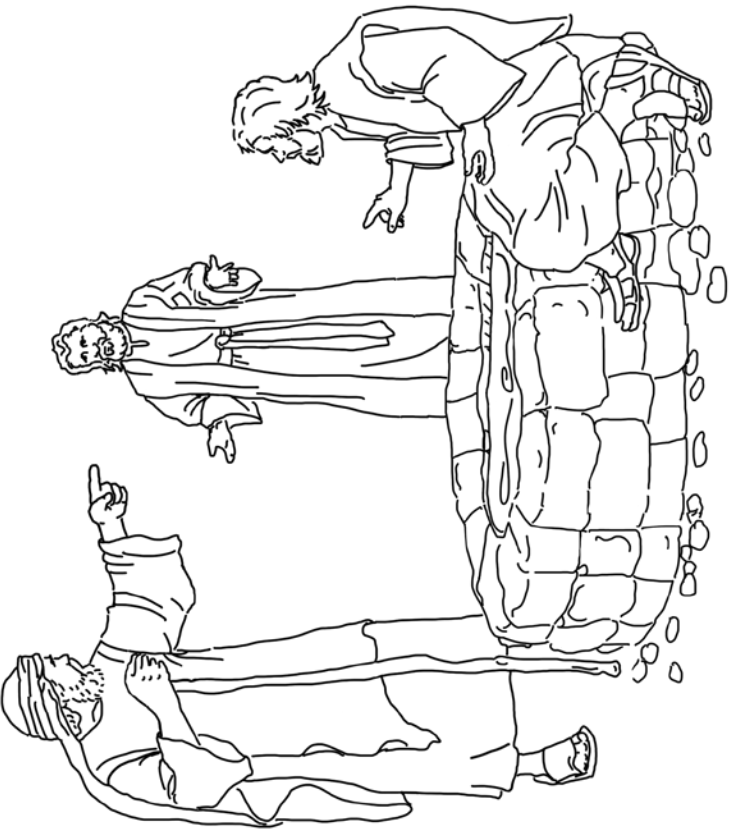
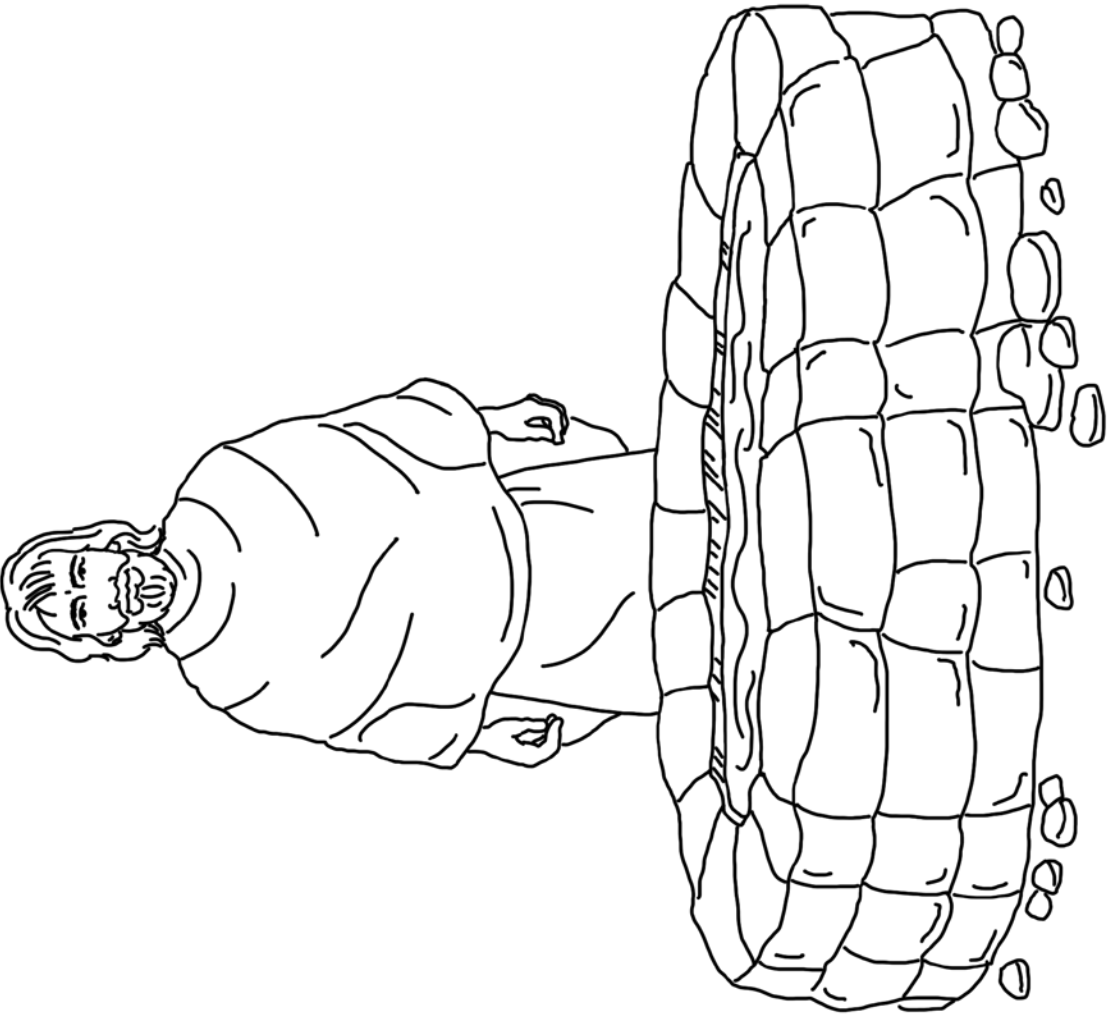


Bottom water piece

Top water piece

Dirt slide card





# Sweetness of Torah

## SWEET SOUNDS OF TORAH

(Sing Praises to His Name)

Here is the link for this song:

[https://www.podomatic.com/podcasts/steveberkson/episodes/2019-11-21T04\\_00\\_00-08\\_00](https://www.podomatic.com/podcasts/steveberkson/episodes/2019-11-21T04_00_00-08_00)

### Mayim Song

U'she'av'tim mayim b'sason

Mimaineiha yeshua

U'she'av'tim mayim b'sason

Mimaineiha yeshua

Chorus: Mayim - Mayim - Mayim - Mayim

Hey, mayim b'sason

Mayim - Mayim - Mayim - Mayim

Hey, mayim b'sason

Hey, hey, hey, hey

Mayim - Mayim - Mayim - Mayim

Mayim - Mayim - b'sason

Mayim - Mayim - Mayim - Mayim

Mayim - Mayim - b'sason



### English Translation

Joyfully shall you draw water

From the fountains of triumph

Joyfully shall you draw water

From the fountains of triumph

Chorus: Water - water - water - water

Hey, water in joy

Water - water - water - water

Hey, water in joy

Hey, hey, hey, hey

Water - water - water - water

Water - water - in joy

Water - water - water - water

Water - water - in joy

# SWEET TASTE OF TORAH

This snack relates to this week's parsha. Please take these as suggestions and make necessary changes based on your individual dietary needs.

## Well

Genesis 21:25; 26:15, 18-22, 25, 32



## Ingredients:

- Chocolate wafers (approximately 10)
- Kedem tea biscuits (2)
- Marshmallow fluff (used as glue and for mixing with blue sprinkles to represent the water)
- Blue sprinkles

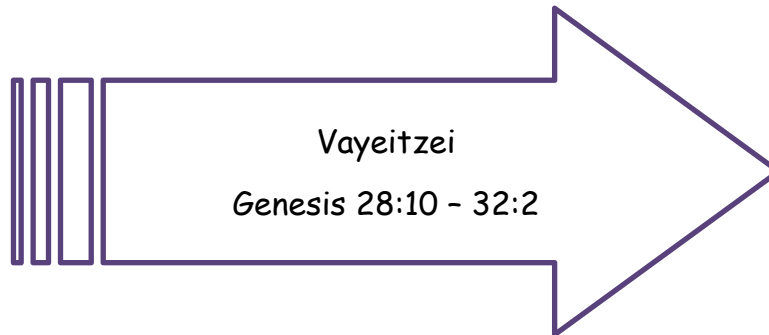
## Instructions:

- Mix a little bit of marshmallow fluff with blue sprinkles and place in the middle of a plate to represent the water.
- Cut all but 2 wafers in half and arrange in a circle to make 3 rows around the marshmallow water.
- Place 2 whole wafers into the marshmallow water to represent the well pillar.
- Place some marshmallow fluff at the top of the 2 tea biscuits to adhere them together to make a tent.
- Lay the bottom of the biscuits onto the well pillars with marshmallow fluff adhesive.



# Next Week's Treasure Hunt

## Next Week's Torah Portion



## Suggested Reading Schedule

Monday:	Gen. 28:10-22	Ya'aqob's dream at Beyth El and his promise to Yahweh
Tuesday:	Gen. 29	Ya'aqob meets Rahel; Laban deceives Ya'aqob; Wages and serving for Rahel; Le'ah has 4 sons
Wednesday:	Gen. 30	More wives, more sons and a daughter; Ya'aqob wants to leave with his family; Outwitting Laban and his games
Thursday:	Gen. 31:1-21	Ya'aqob takes his portion and family and leaves; Rahel steals the house idols from her father
Friday:	Gen. 31:22 - 32:2	Laban tries to get his family and his idols back; An agreement is made between Ya'aqob and Laban