

Parsha Pearls

Toldot

"Generations"

Genesis 25:19 - 28:9

Katan Aleph



In This Edition:

6.2 - A Tale of Two Brothers
Genesis 25:19-34; 27:1-45; 28:1-5



Table of Contents

Parsha Pearls is a comprehensive resource that allows for complete customization by the parent. We understand that if you were to strive to accomplish all aspects of each lesson in one day it would be unrealistic and also overload for the child. It is our intention that this be used 'a la carte' so that it suits your specific needs. Our site caters to printing only the pieces you choose.

This page will provide quick links to get to the portion of the document for which you are looking. When you hover over the title a finger will appear. Click on it and you will be taken directly to that page.

If you are new to Parsha Pearls, we have created an [Introduction](#) document outlining how to use our lessons, as well as a [Scriptural Inspiration](#) document, which explains our titles and the Scriptural inspiration for them. We pray that Parsha Pearls blesses your home and that your children will grow to love the Word and to never depart from keeping Torah. As always, feel free to email us at parshapearls@mtoi.org if you have any questions.

Gem Seeking (The Main Lesson)	3
➤ Little Gems Story (Story for Younger Children)	3
➤ Little Gems Story Characters	5
Counting What You Gained (Worksheets)	11
➤ Storing Up Treasure in My Heart (Memory Verse)	11
➤ Seeking Treasure (Questions from the Parsha)	13
➤ Word Search	14
➤ Maze	15
Precious Possessions (Arts & Crafts)	16
➤ Craft	16
➤ Coloring Page	19
» Coloring Page 1	19
» Coloring Page 2	20
Sweetness of Torah	21
➤ Sweet Sounds of Torah (Song Corresponding to the Parsha)	21
➤ Sweet Taste of Torah (Snack Corresponding to the Parsha)	22
Next Week's Treasure Hunt (Looking ahead to Next Week's Parsha)	23



Gem Seeking

LITTLE GEMS STORY

Parent/Teacher Preparation:

Please see the [Instructions for the Little Gems Story](#) on the YMTOI website. This will help you to understand how to prepare for the story.

A Tale of Two Brothers

Shalom children! Today we will continue talking about Yitshaq and Ribqah. **(Place Yitshaq and Ribqah on board.)** Yitshaq and Ribqah had no children yet, so Yitshaq prayed to Yahweh and asked Him to please let them have children. Yahweh answered his prayer and Ribqah became pregnant with twins. Yitshaq was finally going to be a daddy! Even though he was 60 years old, he felt like doing cartwheels and flips. When the babies were born, the first one was red and hairy. They called his name Esaw, which means 'hairy.' **(Place baby Esaw on board.)** The second baby had smooth skin **(place baby Ya'aqob on board)**, and he was still holding on to Esaw's ankle, so they named him Ya'aqob, which means 'holder of the heel.'

(Remove all characters from board.)

Esaw and Ya'aqob grew up, and Esaw became a hunter. **(Place hunting Esaw on board.)** Yitshaq loved Esaw **(place Yitshaq with Esaw on board)**, and Ribqah loved Yitshaq. **(Place Ya'aqob with Ribqah on board)** Ya'aqob liked to learn about things. **(Point to Ya'aqob studying.)** I wonder what Ya'aqob liked to study best.

(Remove all characters from board.)

One day after Esaw had been hunting for many hours, he came back home very tired and hungry. **(Place standing Esaw with spear on board.)** Ya'aqob had been cooking. **(Place Ya'aqob, cooking pot, and fire pit on board.)** Esaw asked Ya'aqob for a bowl of the food he was making. Ya'aqob told him he would give it to him if Esaw gave him his birthright. Now, a birthright is the right of the son that was born first, and it allowed him extra privileges. Do you know what that word means? **(Have children discuss it and give examples.)** Because Esaw was so very hungry, he didn't stop and think about those privileges; he only thought of what he wanted right then, so he told Ya'aqob yes. **(Place bowl near Esaw's hand.)**

(Remove all characters from board.)



Some more time passed, and a day came when Yitshaq was in his tent. **(Place older Yitshaq on the board in front of a tent.)** Ribqah was standing nearby. **(Place older Ribqah on other side of tent.)** Yitshaq told Esaw **(place standing Esaw with spear on board)** to go catch some game and make him the special stew that he really liked, and when he got back with the stew, Yitshaq would give him a blessing. Esaw left to go hunting **(remove standing Esaw with spear from board)**, but Ribqah heard the whole thing. She went to Ya'aqob secretly **(place Ya'aqob on board)** and told him she was going to make her husband's special stew. He was to take it to Yitshaq and pretend he was Esaw so that he would get the blessing from Yitshaq. Ya'aqob was scared. He reminded his mom that he didn't sound like Esaw, and wasn't hairy like his brother either. Ribqah told him he would have to disguise himself and pretend. Children, do you know what the word disguise means? **(Have children discuss it and give examples.)** Ribqah got a goat and took the skin from the goat. She wrapped it around Ya'aqob's arms and neck so he would feel hairy like Esaw. Then Ya'aqob put on some of Esaw's clothes so he would smell like Esaw, too. Now Ya'aqob was disguised. **(Remove Ya'aqob from board and place disguised Ya'aqob on board.)**

(Remove all characters from board.)

Now Yitshaq was old and almost blind, so when Ya'aqob came in, he thought it was Ya'aqob from the sound of his voice. **(Place disguised Ya'aqob and older Yitshaq on board.)** But Ya'aqob said he was Esaw. Yitshaq wanted to feel his skin to make sure he really was Esaw. Yitshaq was confused, because he sounded like Ya'aqob but felt like Esaw. Ya'aqob brought the dish to his father Yitshaq. **(Place bowl near older Yitshaq's hand.)** Yitshaq ate, and the dish tasted just the way Esaw always made it. Then Yitshaq asked Ya'aqob to come close to him and kiss him. When Ya'aqob leaned close, Yitshaq smelled him. Since he smelled like Esaw and had hairy arms like Esaw, and had brought a tasty dish like Esaw made, Yitshaq decided it had to be Esaw. So he blessed him.


Right after Ya'aqob left, Esaw came back. **(Remove disguised Ya'aqob and place dressed up Esaw on board.)** Esaw told Yitshaq he was back with the stew. Yitshaq was confused, because he was sure he had just talked to Esaw. Yitshaq explained to Esaw that he had been tricked by his brother and had given away the blessing. Esaw was sad **(place sad emoji on board)** because now he had no birthright and no blessing. Esaw asked Yitshaq to please give him a blessing too. Yitshaq gave Esaw a small blessing, but it spoke of hard times to come. Esaw then became angry with Ya'aqob and actually hated him. **(Place angry emoji on board.)** This made Yitshaq and Ribqah very sad. **(Point to sad emoji on board.)** They had to send Ya'aqob away until his brother calmed down. Not a very happy time for anyone, was it?

Well children, we have come to the end of our story for today. We will see you next week for another exciting Little Gems story!






Yitshaq



Ribqah



Older Yitshaq



Older Ribqah



Baby Ya'aqob



Standing Esaw with spear



Disguised Ya'aqob



Dressed up Esaw



Baby Esaw



Cooking pot

Hunting Esaw



Fire pit




Ya'aqob and his mother



Bowl


Sad emoji



Angry emoji

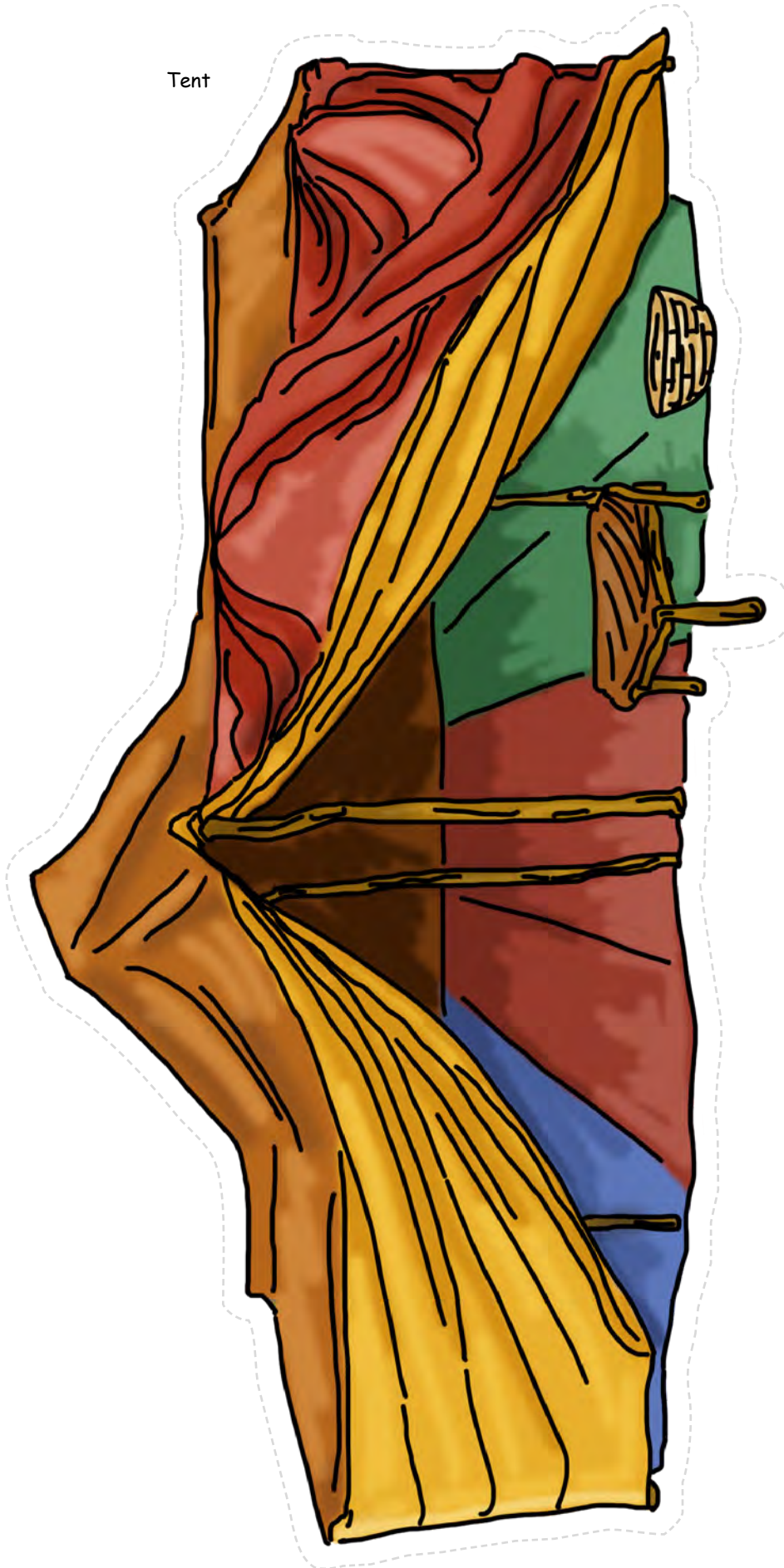


Ya'aqob




Esaw and his dad

Tent





Yitshaq



Ribqah



Yitshaq older



Ribqah older



Baby Ya'aqob



Standing Esaw with spear



Disguised Ya'aqob

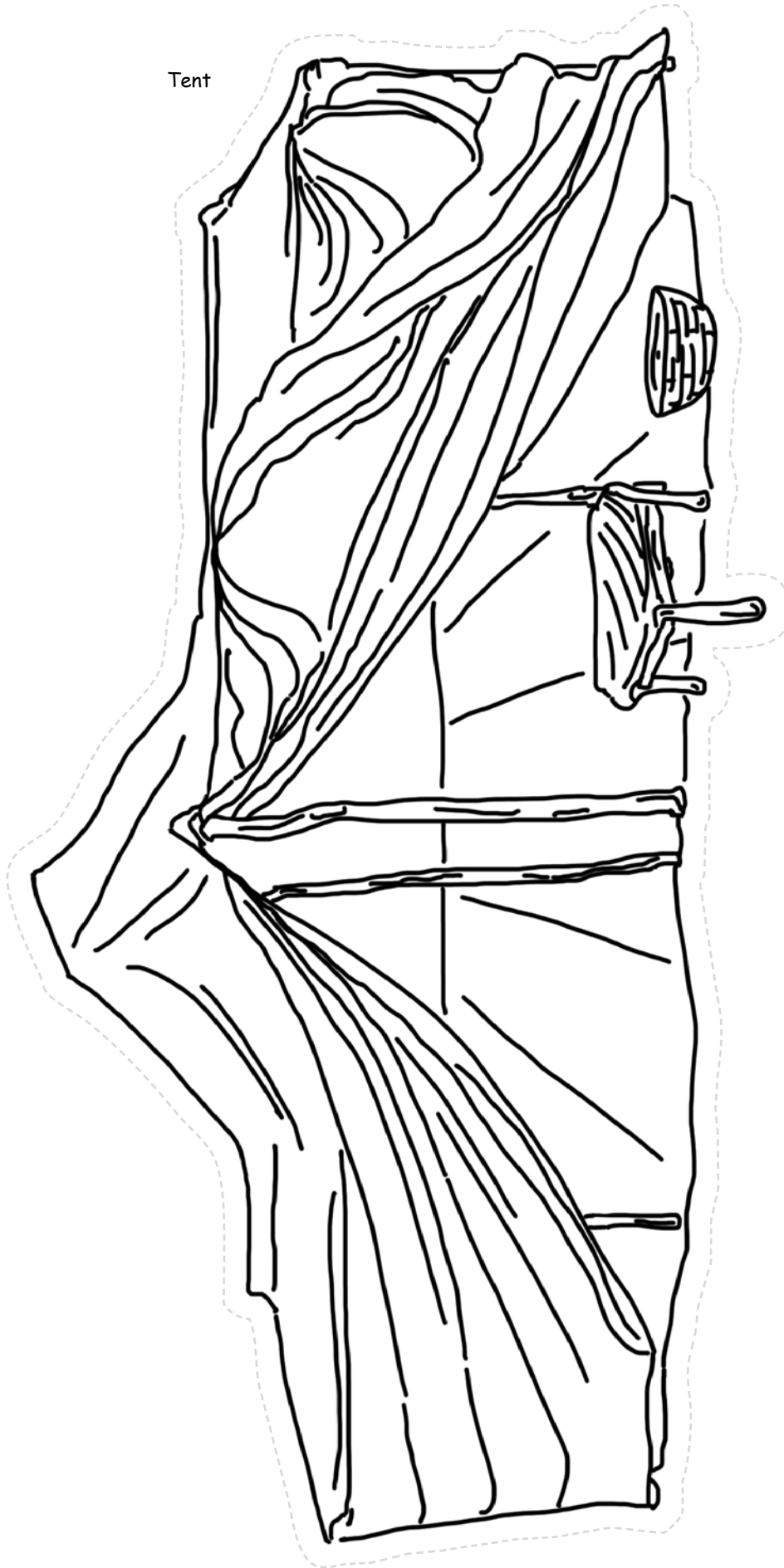


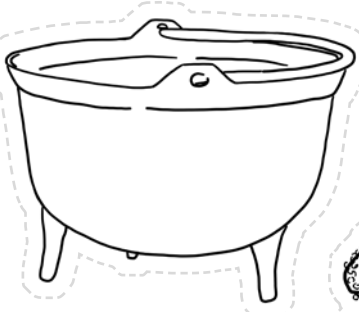
Dressed up Esaw



Baby Esaw

Tent



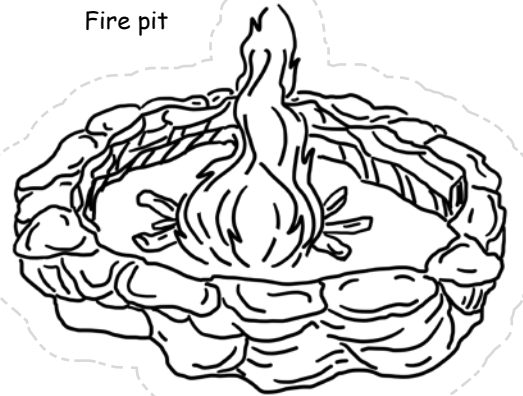


Cooking pot

Hunting Esaw



Fire pit



Ya'aqob and his mother



Sad emoji



Bowl



Angry emoji



Ya'aqob




Esaw and his dad

Counting What You Gained


This next section is intended to be reinforcement of the lessons learned during this parsha. Choose the activities that best fit your child.

STORING UP TREASURE IN MY HEART

The Katan Aleph memory verse for this Torah portion is Genesis 28:3. If they have not already done so, begin to help them to memorize the verse. Be creative and try acting it out, or putting it to music.



Use this space to draw a picture of the verse memorized.



Use this space to write out the verse memorized.



SEEKING TREASURE

Circle the correct choices.

1. What did Esaw look like as a baby? (25:25)




2. How old was Yitshaq when he became the father of Esaw and Ya'aqob? (25:26)



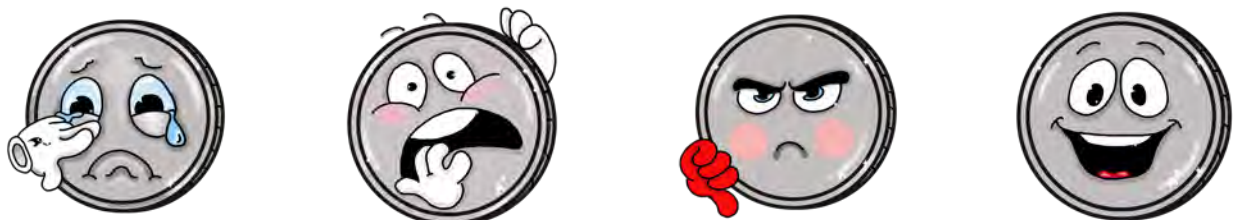
3. Esaw grew up and loved to _____. (25:27)



4. Ya'aqob grew up and loved to _____. (25:27)

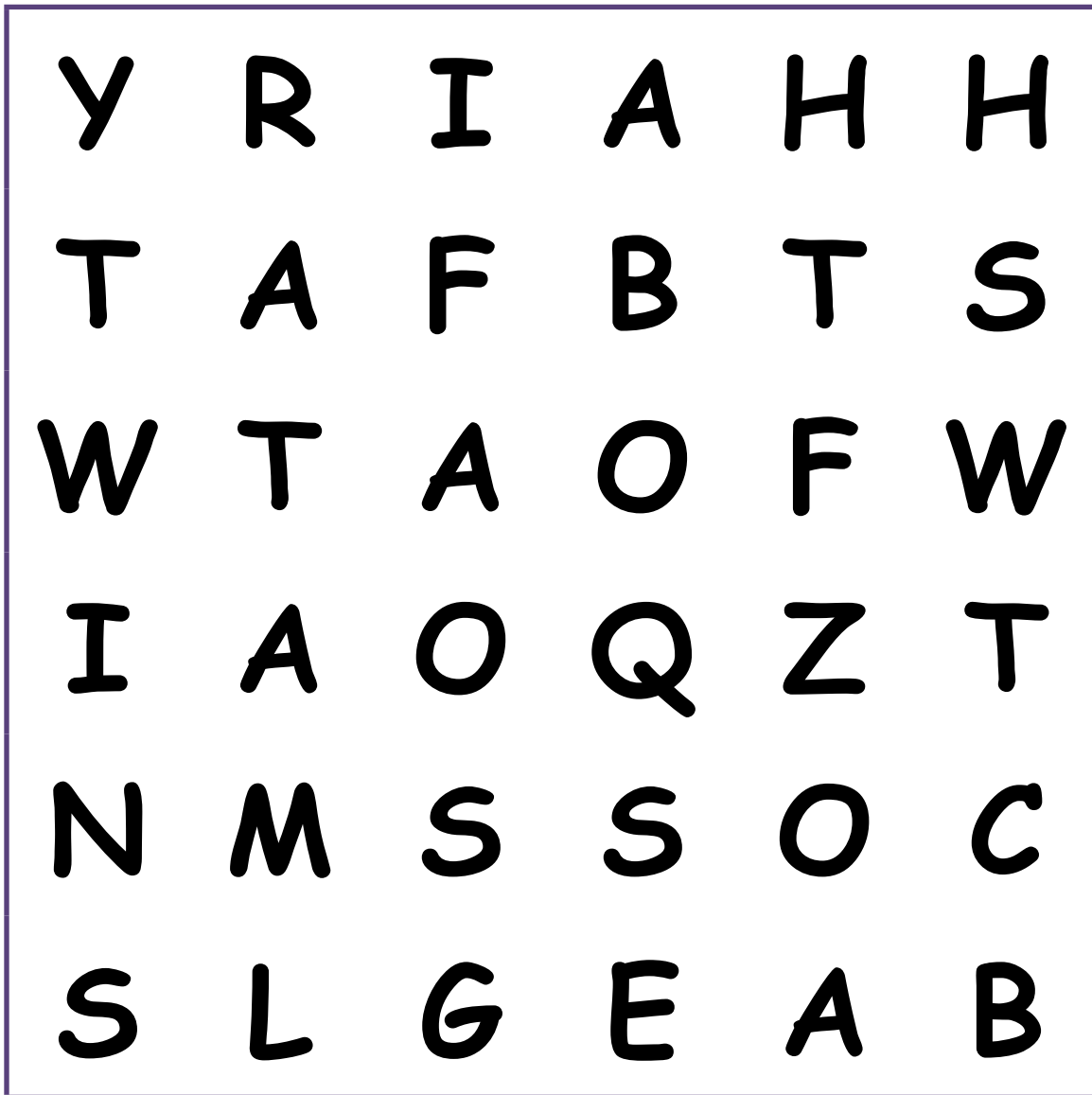


5. What emotion did Esaw have toward Ya'aqob after he stole his blessing? (27:41)



WORD SEARCH

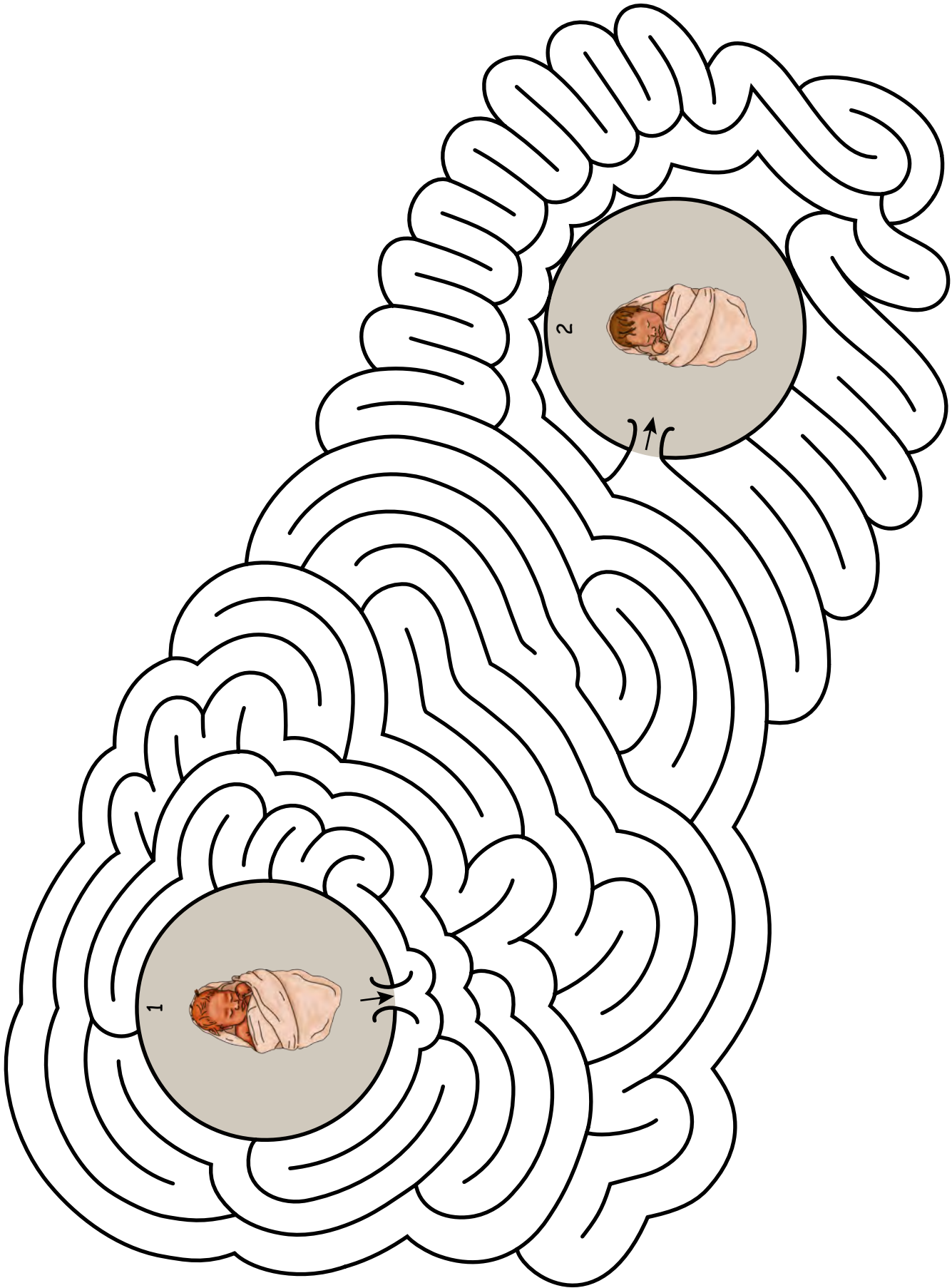
Search for the hidden words from this week's parsha.



TWINS
ESAW
HAIRY
YA'AQOB
SMOOTH



MAZE



Precious Possessions

CRAFT

Materials:

- Cardstock - white
- Dried beans various brown, red, green (we used 15 bean soup and separated out the colors we wanted to use)
- Red lentils
- Foam - white, cut into half circles (to make onions)
- Orange pipe cleaner - cut into 1/2 in. pieces (to make carrots)
- Corkboard - torn into small pieces (to make meat chunks)
- Hot glue or *Tacky* glue
- Scissors
- Coloring pencils, crayons or markers
- Craft Templates: Main Page (BW) or Main Page (color)

* Note: you may substitute these materials for anything that you have on hand to represent the stew

Parent/Teacher Preparation:

- Print Main Page of choice on white cardstock.

Instructions for the Craft:

- If using BW Main Page, color using medium of choice.
- If using color Main Page, color the words on the page using medium of choice.

Ya'aqob's Red Lentil Stew

- Glue red lentils and assorted colored beans in a various pattern to create the red lentil stew inside the mouth of the bowl. (P1)

Esaw's Tasty Dish

- Glue orange pipe cleaners (represents carrots), white foam (represents onions), cork board (represents meat), dried green peas and assorted beans in a various pattern to create the tasty dish inside the mouth of the bowl. (P2)


Finishing the craft

- Allow the craft to dry before lifting up.

You now have a visual representation of the red lentil stew that Ya'aqob gave to Esaw in exchange for his birthright, as well as the tasty meat dish that Yitshaq asked Esaw to make for him.

Ya'aqob's Red Lentil Stew and Esaw's Tasty Dish

Genesis 25:30, 34; 27:4, 7, 14, 17, 31



P1



P2


Ya'aqob's Red Lentil Stew



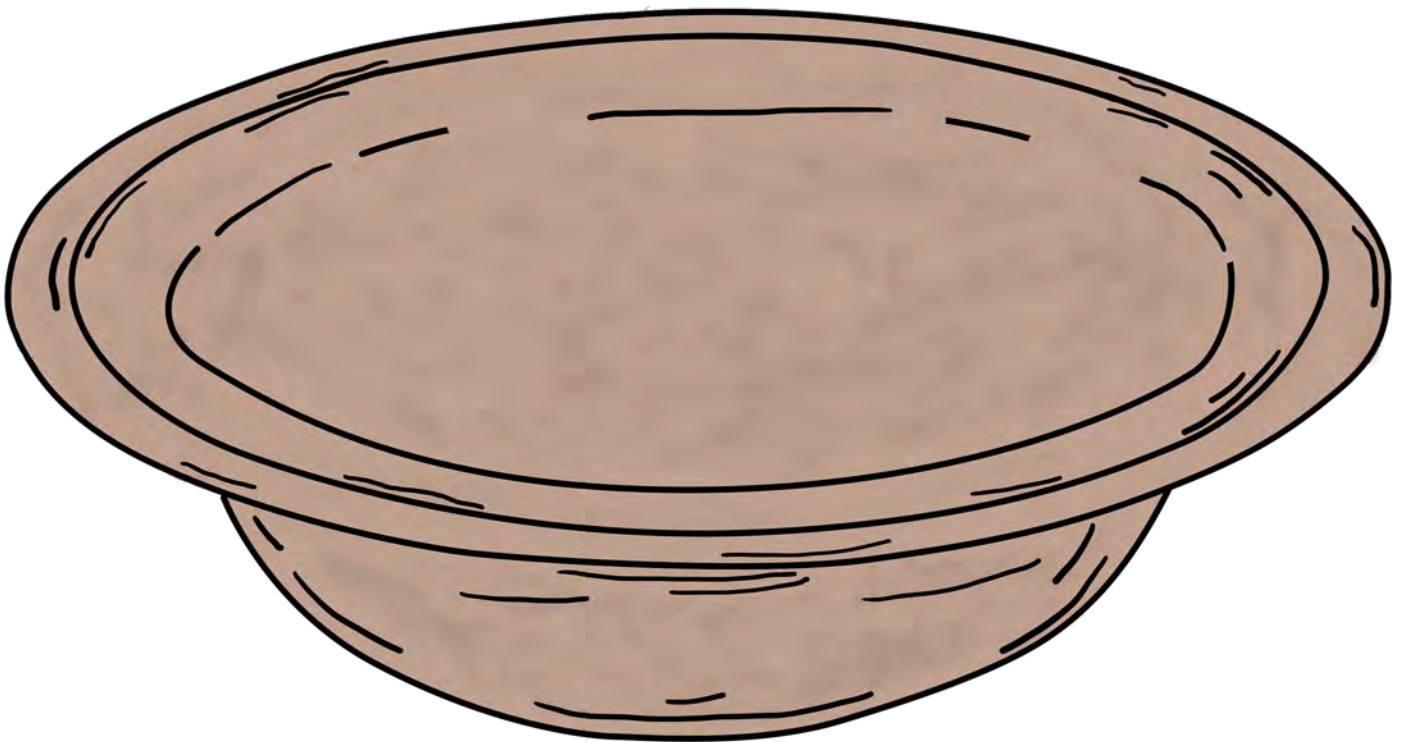
Esaw's Tasty Dish

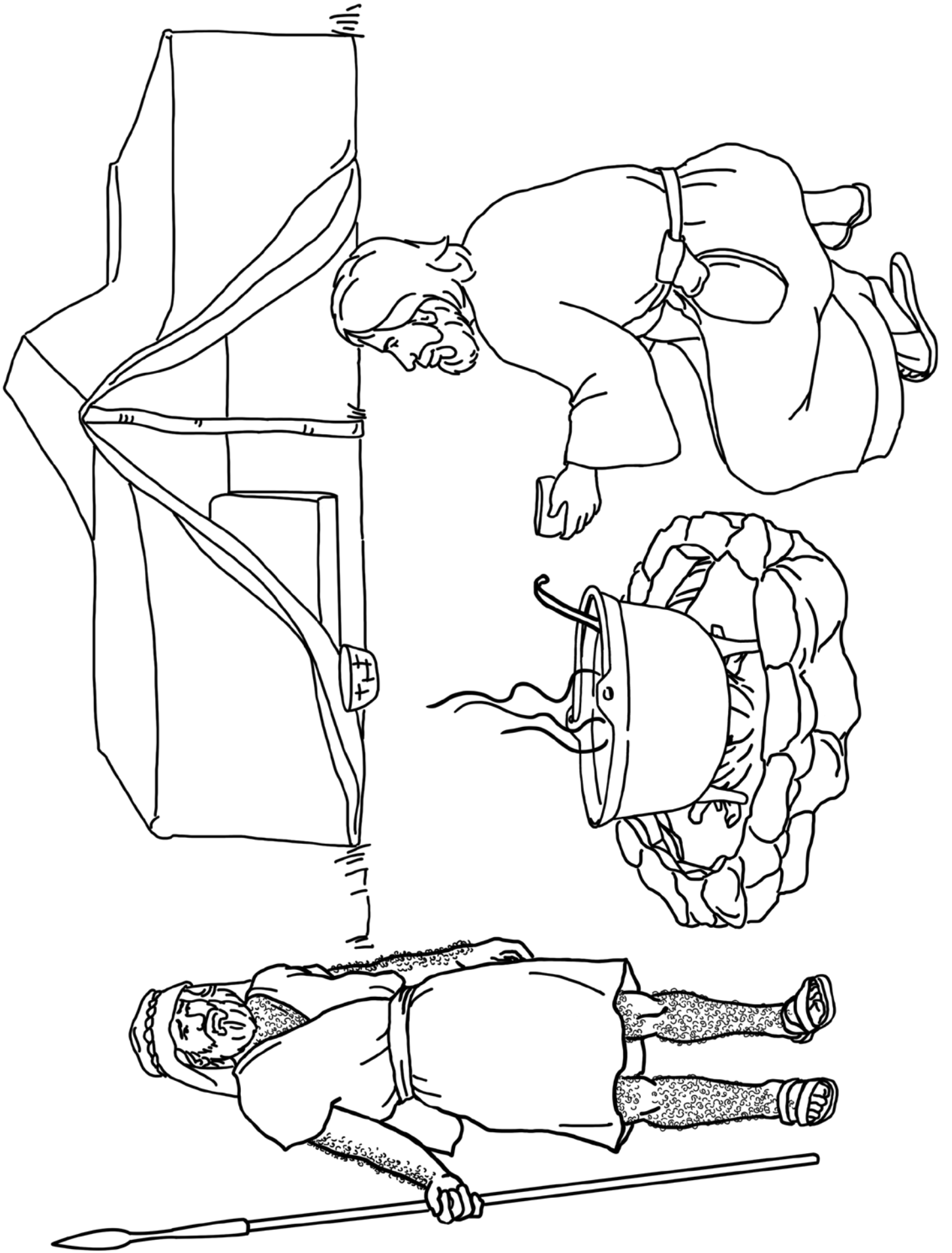



Ya'aqob's Red Lentil Stew



Esaw's Tasty Dish







Sweetness of Torah

SWEET SOUNDS OF TORAH

(Sing Praises to His Name)

Here is the link for this song:

https://www.podomatic.com/podcasts/steveberkson/episodes/2016-11-21T12_36_18-08_00

Sing to the tune of "Mary Had A Little Lamb"

Ribqah and Yitshaq

Ribqah and Yitshaq

They had twins (3X)

Ribqah and Yitshaq they had twins

Their names were Esaw and Ya'aqob

Ya'aqob liked to

Cook and learn (3X)

Ya'aqob liked to cook and learn

But Esaw liked to hunt

Ribqah and Ya'aqob

Tricked Yitshaq (3X)

Ribqah and Ya'aqob tricked Yitshaq

Esaw was very mad

Esaw was the

Older son (3X)

Esaw was the older son

But Ya'aqob was blessed first

Ya'aqob had to

Run away (3X)

Ya'aqob had to run away

So he would not get hurt



SWEET TASTE OF TORAH

This snack relates to this week's parsha. Please take these as suggestions and make necessary changes based on your individual dietary needs.

Ya'aqob's Lentil Stew

Genesis 25:34



Ingredients:

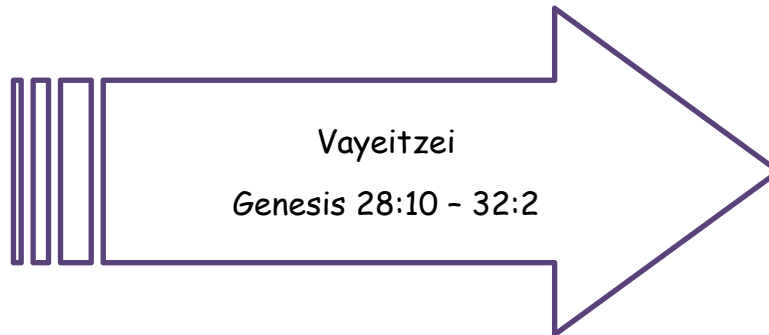
- $\frac{1}{4}$ c. fresh chopped cilantro
- 3 carrots cut into small slices
- 2 Tbsp. extra virgin olive oil
- 1 small onion, diced
- 1 clove garlic, crushed
- 2 c. dry red lentils
- 2 qts. vegetable or chicken stock
- $1\frac{1}{2}$ tsp. cumin or parsley
- 1 bay leaf
- Salt and pepper to taste

Instructions:

- Chop the cilantro. Scrub the carrots, then cut them into slices (do NOT peel).
- In a medium sized soup pot, heat olive oil over medium heat. Add diced onion and sauté till translucent.
- Add garlic and carrot slices. Continue to sauté till onion turns golden and ingredients begin to caramelize. Add red lentils to the pot, stir. Cover mixture with 2 qts. of broth and bring to a boil. Reduce heat to a simmer.
- Add the fresh cilantro to the pot along with the cumin or parsley and bay leaf; stir. Add salt and pepper to taste.
- Cover the pot and let the stew simmer slowly for $1\frac{1}{2}$ to 2 hours, stirring every 30 minutes, until lentils are tender and the stew is thickened.

Next Week's Treasure Hunt

Next Week's Torah Portion



Suggested Reading Schedule

Monday:	Gen. 28:10-22	Ya'aqob's dream at Beyth El and his promise to Yahweh
Tuesday:	Gen. 29	Ya'aqob meets Rahel; Laban deceives Ya'aqob; Wages and serving for Rahel; Le'ah has 4 sons
Wednesday:	Gen. 30	More wives, more sons and a daughter; Ya'aqob wants to leave with his family; Outwitting Laban and his games
Thursday:	Gen. 31:1-21	Ya'aqob takes his portion and family and leaves; Rahel steals the house idols from her father
Friday:	Gen. 31:22 - 32:2	Laban tries to get his family and his idols back; An agreement is made between Ya'aqob and Laban