

# Parsha Pearls

# Toldot

"Generations"

Genesis 25:19 - 28:9

Katan Bet/Gadol



In This Edition:

6.2 - A Tale of Two Brothers

Genesis 25:19-34; 27:1-45; 28:1-5



---

# Table of Contents

---

Parsha Pearls is a comprehensive resource that allows for complete customization by the parent. We understand that if you were to strive to accomplish all aspects of each lesson in one day it would be unrealistic and also overload for the child. It is our intention that this be used 'a la carte' so that it suits your specific needs. Our site caters to printing only the pieces you choose.

This page will provide quick links to get to the portion of the document for which you are looking. When you hover over the title a finger will appear. Click on it and you will be taken directly to that page.

If you are new to Parsha Pearls, we have created an [Introduction](#) document outlining how to use our lessons, as well as a [Scriptural Inspiration](#) document, which explains our titles and the Scriptural inspiration for them. We pray that Parsha Pearls blesses your home and that your children will grow to love the Word and to never depart from keeping Torah. As always, feel free to email us at [parshapearls@mtoi.org](mailto:parshapearls@mtoi.org) if you have any questions.

<b>Pearl Seeking</b> (The Main Lesson) . . . . .	<b>3</b>
➤ <b>Treasuring His Word</b> (Overview of the Parsha)	3
➤ <b>Parsha Points</b> (Main Lesson Content)	3
➤ <b>Digging Deeper</b> (Thought Provoking Questions)	5
<b>Searching Out Hebrew</b> (Reading & Writing) . . . . .	<b>6</b>
➤ <b>Words</b>	6
➤ <b>Numbers</b>	6
➤ <b>Word Match</b>	7
➤ <b>Flashcards</b>	8
➤ <b>Writing Hebrew</b>	9
<b>Counting What You Gained</b> (Worksheets) . . . . .	<b>10</b>
➤ <b>Storing Up Treasure In My Heart</b> (Memory Verse)	10
➤ <b>Seeking Treasure</b> (Questions from the Parsha)	12
➤ <b>Word Search</b>	15
➤ <b>Crossword Puzzle</b>	17
➤ <b>Maze</b>	19
➤ <b>Matching Worksheet</b>	20
<b>Precious Possessions</b> (Arts & Crafts) . . . . .	<b>21</b>
➤ <b>Notebook Page</b>	21
➤ <b>Coloring Page</b>	29
<b>Sweetness of Torah</b> . . . . .	<b>31</b>
➤ <b>Sweet Sounds of Torah</b> (Song Corresponding to the Parsha)	31
➤ <b>Sweet Taste of Torah</b> (Snack Corresponding to the Parsha)	32
<b>Next Week's Treasure Hunt</b> (Looking ahead to Next Week's Parsha) . . . . .	<b>33</b>



---

# Pearl Seeking

---

## TREASURING HIS WORD

Let's do a quick overview of the entire Torah portion:

Monday:	Gen. 25:19-34	The birth of Esaw and Ya'aqob; Esaw sells his birthright
Tuesday:	Gen. 26:1-11	Yahweh's promise to Yitshaq; Like father like son (Yitshaq and Abimelek)
Wednesday:	Gen. 26:12-33	Abimelek and Yitshaq make an agreement
Thursday:	Gen. 26:34 - 27:40	Stolen blessing; Esaw arrives too late
Friday:	Gen. 27:41 - 28:9	Esaw wants to kill Ya'aqob; Ya'aqob is sent away

In this week's Parsha Pearls lesson, we will be covering the birth of Esaw and Ya'aqob as well as the stealing of the birthright and the blessing. Now, let's read Gen. 25:19-34; 27:1-45 & 28:1-5.

## PARSHA POINTS

- Yitshaq was 40 (**arba'im**) years old when he married Ribqah - 25:20
- Yitshaq prayed to Yahweh to give his wife and him a baby and Yahweh answered his prayers - 25:21
- Ribqah was going to have twins - 25:24
- Esaw (Esau - meaning, 'hairy'), the firstborn, came out red and like a hairy garment - 25:25
- Ya'aqob (Jacob - meaning, 'holder of the heel' or 'supplanter') came out next, with his hand holding onto Esaw's heel - 25:26
- Yitshaq was 60 (**shishim**) years old when Esaw and Ya'aqob were born to Ribqah - 25:26
- Esaw grew up to be a hunter, while Ya'aqob stayed at home in tents near his mother and focused on learning - 25:27
- Yitshaq loved Esaw more, while Ribqah loved Ya'aqob more - 25:28
- After coming in from the fields hungry Esaw, (also known as Edom, meaning, 'red') wanted to eat Ya'aqob's red lentil stew - 25:29-30
- Ya'aqob asked Esaw to sell his birthright (**bekorah**) in exchange for some stew - 25:31
- Esaw sold his birthright to Ya'aqob - 25:33
- Ya'aqob then gave Esaw some red lentil stew and bread to seal the deal - 25:34
- Esaw did NOT value his birthright - 25:34
- Yitshaq asked Esaw to go out and hunt game so that he could bless him before he died - 27:1-4



- Ribqah was eavesdropping in on this conversation - 27:5
- Ribqah reported Yitshaq's plan to Ya'aqob, then she commanded Ya'aqob to cooperate with her scheme to fool Yitshaq into giving Ya'aqob the blessing (**berakah**) instead. He was to bring her 2 (**shtayim**) goats, which she would prepare in the way Yitshaq loved. She would then put it in Ya'aqob's hands and send him in to Yitshaq - 27:6-10
- Ya'aqob reminded his mother that Esaw was hairy and he was smooth - 27:11
- Ya'aqob was afraid he would end up with a curse instead of a blessing, but Ribqah exonerated him by saying the curse would go on her - 27:12-13
- After Ribqah cooked the meats that Ya'aqob had brought, she had Ya'aqob put on Esaw's best clothing, then covered his hands and neck with goats' skins to resemble Esaw - 27:14-16
- Ya'aqob entered his father's tent and declared that he was Esaw - 27:18-19
- Yitshaq questioned Ya'aqob about his quick arrival with the meal, then felt his arms to confirm that he truly was Esaw - 27:20-22
- Yitshaq still wasn't sure, so he asked Ya'aqob again if he truly was Esaw. Ya'aqob again declared that he was - 27:24
- Yitshaq ate the meal, then gave Ya'aqob his blessing - 27:25-29
- Shortly after Ya'aqob left with the blessing, Esaw came in with his meal, expecting to receive the blessing Yitshaq had promised him - 27:30-31
- Yitshaq told Esaw that he already ate the meal and gave the blessing to another - 27:33
- Esaw begged his father to bless him also - 27:34
- Yitshaq told Esaw that Ya'aqob had deceived him and had taken Esaw's blessing - 27:35
- Esaw confirmed the meaning of Ya'aqob's name, and recalled how he had first given up his birthright and now his blessing to Ya'aqob, who had grabbed his heel at birth - 27:35-36
- Esaw still wanted a blessing and pressed his father to give him one also - 27:37-38
- Yitshaq did give Esaw a blessing, but it was one that did NOT please Esaw - 27:39-41
- Esaw vowed he would wait until his father died, and then kill his brother Ya'aqob - 27:41-42
- Ribqah overheard what Esaw said and told Ya'aqob to flee to her brother and hide there for a few days until Esaw cooled down, and then she would send for him - 27:42-45
- Yitshaq sent Ya'aqob on his way with a command to marry a woman from his hometown, just as Abraham his father had done - 28:1-2
- Before Ya'aqob left, Yitshaq gave him a further blessing - one that stemmed from the blessing of Abraham: that he would be fruitful and inherit the land - 28:3-4
- Ya'aqob listened to the voice of both his parents and traveled to Paddan Aram, where his parents' family lived - 28:7



# DIGGING DEEPER

Parents/Teachers may choose to use these prompts for further discussion of the Torah portion.

- What does it mean when it says that 2 nations were in Ribqah's womb? (25:23)
- What was the significance of Ya'aqob holding onto the heel of Esaw? (25:26)
- Discuss what a birthright is, and the consequences of what Esaw had done. (25:31-34)
- Do you think the plan to deceive Yitshaq was right or wrong? (25:22)
- Did Ya'aqob break the 9<sup>th</sup> commandment when he lied to Yitshaq? (27:20-24)
- Did Ya'aqob uphold the 5<sup>th</sup> commandment when he obeyed his mother? (27:14; 28:7)
- Is there a difference between bearing false witness and lying? (see Ex. 20:16) Is it ever okay to lie? Is it ever okay to bear false witness? Find Scriptural evidence. There are several accounts in Scripture where people lied to help Yahweh's people or to save them and Yahweh blessed them. (see Ex. 1:15-21, Jos. 2:1-21; 6:17, 25, Heb. 11:31) Discuss situations where lying would NOT be considered wrong in the eyes of Yahweh. There are several in the past parshas.
- Do you think that Yitshaq truly did NOT know that it was not Ya'aqob who was before him? (27:33-35)
- Discuss the 2 blessings Yitshaq gave and what they mean. (27:28-29, 39-40)
- We see that Yitshaq also gave instruction for his son Ya'aqob to marry a relative (1<sup>st</sup> cousin). Does Scripture condone or condemn this? Find Scriptural support. (28:2)



# Searching Out Hebrew

Parents/Teachers can print out the '[Hebrew Pronunciation Guide](#)' to help with the pronunciation of Hebrew names and words. They can be cut out and used in conjunction with the Flashcards.

## WORDS

Parents/Teachers see the following page for 3 x 5 card cut outs of the words from this week's parsha. If printed on cardstock, they can be kept in a box to reinforce learning.

Esaw ( עשו ) - hairy

Ya'aqob ( יעקב ) - supplanter/holder of the heel

Bekorah ( בכרה ) - birthright

Berakah ( ברכה ) - blessing

## NUMBERS

Parents/Teachers can print out these numbers to have as additional resources. These can be found under the 'Resources' tab on the YMTOI website.

2 - shtayim

40 - arba'im

60 - shishim

# WORD MATCH

Match this week's Hebrew words to their correct definition.

Bekorah

Birthright

Berakah

Blessing

Esaw

Hairy

Ya'aqob

Supplanter/Holder of the Heel



# FLASHCARDS

יַעֲקֹב

**Ya'aqob**

Ya-a-qob

supplanter/holder of the heel

בְּרָכָה

**Berakah**

Be-ra-kah

blessing

אִשָּׂו

**Esaw**

E-saw

Esaw

בְּכֹרָה

**Bekorah**

Be-ko-rah

birthright

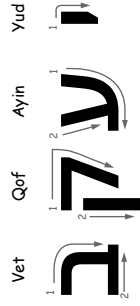


# WRITING HEBREW

Ya'aqob (supplanter/holder of the heel)

יעקב

Vet Qof Ayin Yud



---

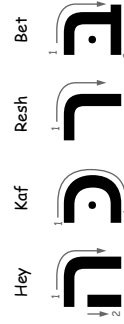
---

---

Berakah (blessing)

ברכה

Hey Kaf Resh Bet



---

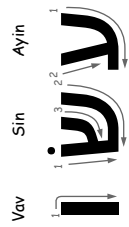
---

---

Esaw (Esaw)

עשׂו

Vav Sin Ayin



---

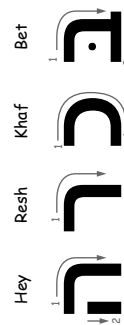
---

---

Bekorah (birthright)

בכרה

Hey Resh Khaf Bet



---

---

---




# Counting What You Gained

This next section is intended to be reinforcement of the lessons learned during this parsha. Choose the activities that best fit your child.

## STORING UP TREASURE IN MY HEART


The Katan Bet and Gadol memory verse is *Genesis 27:28-29*. You can review the verse with them by reciting it out loud, acting it out, putting it to music... whatever works for you.



And Elohim give you of the dew of the heavens, of the fatness of the earth, and plenty of grain and wine. Let peoples serve you, and nations bow down to you. Be master over your brothers, and let your mother's sons bow down to you. Cursed be those cursing you, and blessed be those blessing you!

MEMORY VERSE

Use this space to draw a picture of the verse memorized.



Use this space to write out the verse memorized.

A series of horizontal lines providing space for writing out the memorized verse.



# SEEKING TREASURE

1.




How old was Yitshaq when he married Ribqah?

\_\_\_\_\_

(25:20)

2.



How old was Yitshaq when Esaw  
and Ya'aqob were born?

\_\_\_\_\_

(25:26)

3.



What was Yitshaq's challenge?

**Circle the correct choice.**

He couldn't hear well   He couldn't see well

He couldn't walk

(27:1)

4.




In 27:4 what did Yitshaq want Esaw to do?

\_\_\_\_\_

What did Yitshaq want to do?

\_\_\_\_\_

5.



"What if my father \_\_\_\_\_ me? Then I shall be like a \_\_\_\_\_ in  
his eyes, and shall bring a \_\_\_\_\_ on myself and not a \_\_\_\_\_."

But his mother said to him, "Let your \_\_\_\_\_ be on \_\_\_\_\_,  
my son. Only \_\_\_\_\_ my voice, and go, get them for me."

(27:12-13)



6.



What costume did Ya'aqob put on to resemble Esaw?

1. \_\_\_\_\_

2. \_\_\_\_\_

(27:15-16)

7.



When Yitshaq questioned why the wild game was so quick to be found, how did Ya'aqob answer?

\_\_\_\_\_

\_\_\_\_\_

(27:20)

8.



When Yitshaq asked if he was Esaw, what did Ya'aqob say?

\_\_\_\_\_

(27:24)

9.



What blessing did Yitshaq give to Ya'aqob?

And Elohim give you of the \_\_\_\_\_

of the \_\_\_\_\_, of the

\_\_\_\_\_ of the earth,

and plenty of \_\_\_\_\_ and

\_\_\_\_\_. Let peoples

\_\_\_\_\_ you, and nations

\_\_\_\_\_

to you. Be \_\_\_\_\_ over your

brothers, and let your mother's sons

\_\_\_\_\_

to you. \_\_\_\_\_ be those


\_\_\_\_\_ you,

and \_\_\_\_\_ be those

\_\_\_\_\_ you!

(27:28-29)

10.



What did Yitshaq call Ya'aqob?

\_\_\_\_\_

(27:35)

11.



What 2 things did Esaw say that Ya'aqob took from him?

1. \_\_\_\_\_

2. \_\_\_\_\_

(27:36)

12.



What did Yitshaq tell Esaw about Ya'aqob?

Circle the correct choices.

master servant peasant  
wheat tares grain  
grape juice wine pomegranates

(27:37)

13.



What blessing did Yitshaq give to Esaw?

And Yitshaq his father answered and said to him, "See, your \_\_\_\_\_ is of the \_\_\_\_\_ of the earth, and of the \_\_\_\_\_

of the heavens from above. And by your \_\_\_\_\_ you are to live, and \_\_\_\_\_ your brother.

And it shall be, when you grow restless, that you shall \_\_\_\_\_ his \_\_\_\_\_ from your neck."

(27:39-40)

14.



Where did Ribqah send her son Ya'aqob?

Circle the correct choice.

Rabbi sister  
close friend brother

(27:43)

16.



Throughout the story, did Ya'aqob always obey his parents?

\_\_\_\_\_


(27:13-14; 28:7)

15.

What other blessing did Ya'aqob get?


"And \_\_\_\_\_ bless you, and make you \_\_\_\_\_ and \_\_\_\_\_ you, and you shall become an \_\_\_\_\_ of peoples, and give you the \_\_\_\_\_ of Abraham, to you and your \_\_\_\_\_ with you, so that you \_\_\_\_\_ the land of your sojourning's, which \_\_\_\_\_ gave to Abraham."

(28:3-4)



# WORD SEARCH

Search for the hidden words from this week's parsha.




GENEALOGY  
LENTIL STEW  
WILD GAME  
SMOOTH SKINNED  
BLESSING  
MOURNING

ESAW  
BIRTHRIGHT  
TASTY DISH  
GARMENTS  
MASTER  
DISPLEASURE

YA'AQOB  
QUIVER AND BOW  
HAIRY MAN  
COMMAND  
SERVANT  
BEREAVED



# Answer Key



GENEALOGY  
 LENTIL STEW  
 WILD GAME  
 SMOOTH SKINNED  
 BLESSING  
 MOURNING

ESAW  
 BIRTHRIGHT  
 TASTY DISH  
 GARMENTS  
 MASTER  
 DISPLEASURE


YA'AQOB  
 QUIVER AND BOW  
 HAIRY MAN  
 COMMAND  
 SERVANT  
 BEREAVED





# CROSSWORD PUZZLE

Complete the crossword using words from this week's parsha.



## Across


3. Ya'aqob means holder of the \_\_\_\_\_.
7. Because Esaw was murderously angry, what did Ya'aqob have to do?
8. Ya'aqob reminded his mother that Esaw was hairy and that he was \_\_\_\_\_.
9. What did Esaw give Ya'aqob in exchange for food?

## Down

1. Ya'aqob listened to the \_\_\_\_\_ of both of his parents and traveled to Paddan Aram.
2. Ribqah wanted Ya'aqob to trick Yitshaq to receive Esaw's \_\_\_\_\_.
4. Esaw grew up to be a \_\_\_\_\_.
5. Ya'aqob's stew was this color and Esaw was also known as Edom which means the same thing.
6. Esaw means \_\_\_\_\_.
7. How old was Yitshaq when he married Ribqah?
8. Ribqah covered Ya'aqob's arms and neck with goats' \_\_\_\_\_.
10. Another word for 2 babies.



# Answer Key



## Across


2. Ya'aqob means holder of the **heel**.
7. Because Esaw was murderously angry, what did Ya'aqob have to do? **flee**
8. Ya'aqob reminded his mother that Esaw was hairy and that he was **smooth**.
9. What did Esaw give Ya'aqob in exchange for food? **birthright**

## Down

1. Ya'aqob listened to the **voice** of both of his parents and traveled to Paddan Aram.
2. Ribqah wanted Ya'aqob to trick Yitshaq to receive Esaw's **blessing**.
4. Esaw grew up to be a **hunter**.
5. Ya'aqob's stew was this color and Esaw was also known as Edom which means the same thing. **red**
6. Esaw means **hairy**.
7. How old was Yitshaq when he married Ribqah? **forty**
8. Ribqah covered Ya'aqob's arms and neck with goats' **skins**.
10. Another word for 2 babies. **twins**



# MAZE



# MATCHING WORKSHEET

Write the number of the correct match under each name. If you need help, see Genesis 25:23-34.



Esaw

\_\_\_\_\_

\_\_\_\_\_

\_\_\_\_\_

\_\_\_\_\_

\_\_\_\_\_

\_\_\_\_\_

\_\_\_\_\_

Ya'aqob



\_\_\_\_\_

\_\_\_\_\_

\_\_\_\_\_

\_\_\_\_\_

\_\_\_\_\_

\_\_\_\_\_

\_\_\_\_\_

1. firstborn
2. second born
3. hairy-skinned man - also the meaning of his name
4. smooth-skinned man
5. his name means 'supplanter or holder of the heel'
6. hunter
7. quiet man, lived in tents
8. was loved by Yitshaq
9. was loved by Ribqah
10. cooked a red lentil stew
11. known also as Edom - meaning red
12. sold and despised his birthright
13. received the firstborn birthright
14. would be stronger
15. would serve the other



# Precious Possessions

## NOTEBOOK PAGE

### Ya'aqob Receives the Birthright and the Blessing

Genesis 25:33-34; 27:26-30, 36

#### Materials:

- Cardstock - white
- Cardboard
- Tissue paper - red & orange
- Double-sided foam dimensional
- Puffy paint - white, gold, brown
- Brads
- Puncturing tool
- Repositionable glue
- Glue
- Scissors
- Dried red lentils
- Coloring pencils, crayons or markers
- Notebook Templates: Main Page & A (BW) or Main Page & B (color)



#### Parent/Teacher Preparation:

- Print Notebook Templates of choice on white cardstock.
- Determine whether you will need to assist the child in cutting out the Templates.

#### Instructions for the Notebook Page:


- If using BW Templates, color using medium of choice.
- Cut out all Template pieces. (P1)

#### Assembling the Top Scene


- Apply glue to the cooking pot and the lentil bowl.
- Place red lentils on the glue and allow to dry. (P2)
- Adhere a foam dimensional to the back of the cooking pot and place on the Main Page in the middle of the top scene. (P3)



P1



P2



P3

## Instructions for the Notebook Page cont'd:

- Apply glue to the bottom of the cooking pot and add strips of red and orange tissue paper to resemble fire. (P4)
- Cut off excess tissue as desired and glue the 3 stones over the tissue at the bottom of the pot slightly overlapping them. (P5)



P4



P5

### Assembling Ya'aqob and Esaw

- Using a puncturing tool, poke a hole through all the 'x' spots on Ya'aqob and Esaw. (P6a, P6b, P6c, P6d)
- Connect the arms on Ya'aqob and Esaw using a brad. (P7)
- Adhere a foam dimensional to the back of Ya'aqob and Esaw at their heads, torsos, stationary hands and their feet. (P8)
- Place Ya'aqob and Esaw on both sides of the cooking pot. (P9)
- Using repositionable glue, apply to the stationary palms of both brothers. (P9, P10)
- Place the scroll representing the 'birthright' in Esaw's palm and the red lentil bowl in Ya'aqob's palm. (P11)
- The top scene is now complete, and you can move the scroll to Ya'aqob's hand and the bowl of lentils to Esaw's hand to demonstrate the exchange if desired.



P6a



P6b



P6c



P6d



P7



P8



P9



P10




P11


## Instructions for the Notebook Page cont'd:

### Assembling the Bottom Scene

- Using a puncturing tool, poke a hole through the 'dot's on the rotating Ya'aqob and Esaw piece, the tablecloth, and the Main Page. (P12a, P12b, P12c)
- Using a scrap piece of cardboard, cut out a piece about 2" long and 1" wide to cover the back of the rotating Ya'aqob and Esaw piece. (P13)
- Puncture the cardboard piece in the middle through the hole on the rotating Ya'aqob and Esaw piece. (P14)
- Using a brad, connect the following pieces to the Main Page in this order: (P15)
  - table
  - rotating Ya'aqob and Esaw piece
  - cardboard piece
- Open up the legs on the back of the page to secure it but don't make it too tight so that Ya'aqob and Esaw can rotate behind the table to bring Yitshaq the tasty dish.



P12a



P12b



P12c



P13



P14



P15

## Instructions for the Notebook Page cont'd:

### Tasty dish

- Add white puffy paint to the tasty dish bowl to represent onions. (P16)
- Add gold puffy paint to the tasty dish bowl to represent potatoes. (P16)
- Add brown puffy paint to the tasty dish bowl to represent the venison. (P16)
- Allow to dry.
- Using double-sided foam dimensional, peel the paper on one side and add to the back of the bowl.
- Adhere a foam dimensional to the back of the bowl and place in Ya'aqob's hand to represent the tasty dish that he received from both his sons. (P17)
- You can rotate Ya'aqob and Esaw so that one is visible when receiving their blessing and the other is hidden.


### Hebrew Words

- Write the following directly on the Main Page or on a piece of colored cardstock and glue to the page as follows:
- On the top scene write: (P18)
  - 1) Bekorah                      2) בכרה                      3) Birthright
- On the top scene next to Esaw write: (P19)
  - 1) Esaw                          2) עשו                          3) Esaw
- On the top scene next to Ya'aqob write: (P20)
  - 1) Ya'aqob                      2) יעקב                      3) Supplanter
- On the bottom scene write: (P21)
  - 1) Berakah                      2) ברכה                      3) Blessing

You now have a visual representation of the birthright and the blessing of Ya'aqob which started him on his journey to become Yisra'el.



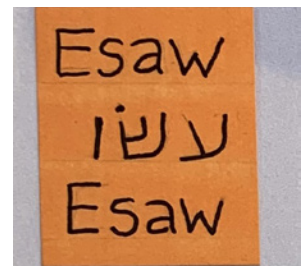
P16



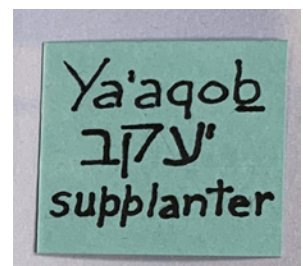
P17



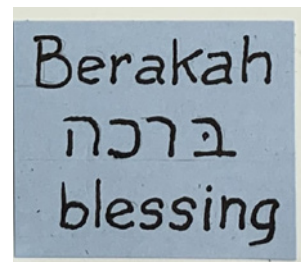
P18



P19




P20

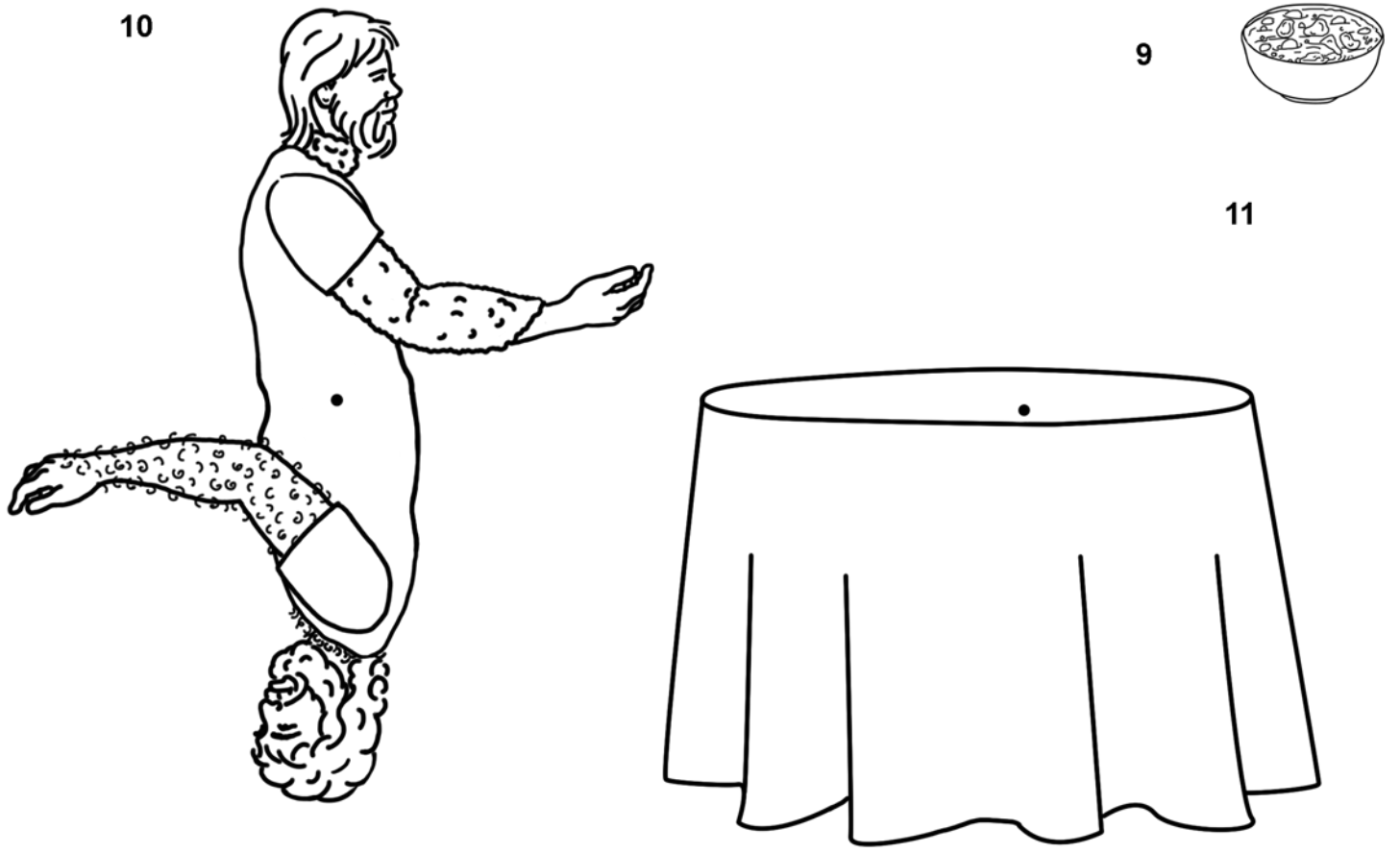
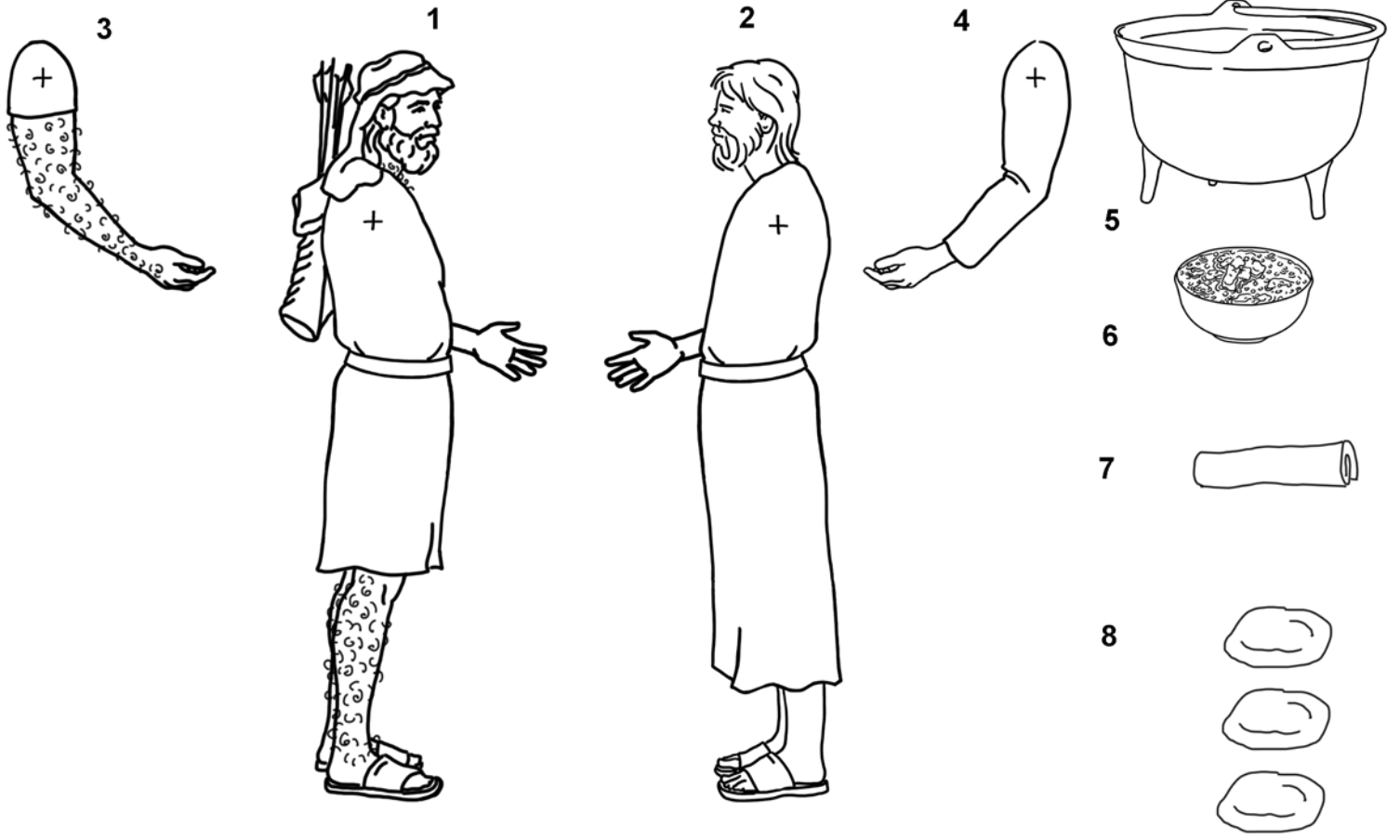


P21







Notebook Template A (BW)





Notebook Template B (color)




10





9



11







---

# Sweetness of Torah

---

## SWEET SOUNDS OF TORAH

(Sing Praises to His Name)

Here is the link for this song:

[https://www.podomatic.com/podcasts/steveberkson/episodes/2016-11-21T12\\_36\\_18-08\\_00](https://www.podomatic.com/podcasts/steveberkson/episodes/2016-11-21T12_36_18-08_00)

Sing to the tune of "Mary Had A Little Lamb"

### Ribqah and Yitshaq

Ribqah and Yitshaq

They had twins (3X)

Ribqah and Yitshaq they had twins

Their names were Esaw and Ya'aqob

Ya'aqob liked to

Cook and learn (3X)

Ya'aqob liked to cook and learn

But Esaw liked to hunt

Ribqah and Ya'aqob

Tricked Yitshaq (3X)

Ribqah and Ya'aqob tricked Yitshaq

Esaw was very mad

Esaw was the

Older son (3X)

Esaw was the older son

But Ya'aqob was blessed first

Ya'aqob had to

Run away (3X)

Ya'aqob had to run away

So he would not get hurt



# SWEET TASTE OF TORAH

This snack relates to this week's parsha. Please take these as suggestions and make necessary changes based on your individual dietary needs.

## Ya'aqob's Lentil Stew

Genesis 25:34



### Ingredients:

- $\frac{1}{4}$  c. fresh chopped cilantro
- 3 carrots cut into small slices
- 2 Tbsp. extra virgin olive oil
- 1 small onion, diced
- 1 clove garlic, crushed
- 2 c. dry red lentils
- 2 qts. vegetable or chicken stock
- $1\frac{1}{2}$  tsp. cumin or parsley
- 1 bay leaf
- Salt and pepper to taste

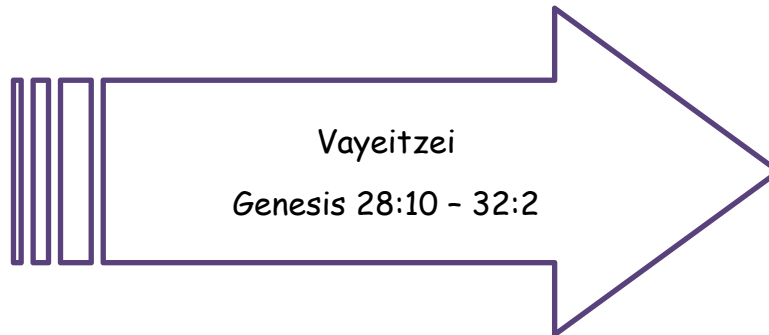
### Instructions:

- Chop the cilantro. Scrub the carrots, then cut them into slices (do NOT peel).
- In a medium sized soup pot, heat olive oil over medium heat. Add diced onion and sauté till translucent.
- Add garlic and carrot slices. Continue to sauté till onion turns golden and ingredients begin to caramelize. Add red lentils to the pot, stir. Cover mixture with 2 qts. of broth and bring to a boil. Reduce heat to a simmer.
- Add the fresh cilantro to the pot along with the cumin or parsley and bay leaf; stir. Add salt and pepper to taste.
- Cover the pot and let the stew simmer slowly for  $1\frac{1}{2}$  to 2 hours, stirring every 30 minutes, until lentils are tender and the stew is thickened.



# Next Week's Treasure Hunt

## Next Week's Torah Portion



## Suggested Reading Schedule

Monday:	Gen. 28:10-22	Ya'aqob's dream at Beyth El and his promise to Yahweh
Tuesday:	Gen. 29	Ya'aqob meets Rahel; Laban deceives Ya'aqob; Wages and serving for Rahel; Le'ah has 4 sons
Wednesday:	Gen. 30	More wives, more sons and a daughter; Ya'aqob wants to leave with his family; Outwitting Laban and his games
Thursday:	Gen. 31:1-21	Ya'aqob takes his portion and family and leaves; Rahel steals the house idols from her father
Friday:	Gen. 31:22 - 32:2	Laban tries to get his family and his idols back; An agreement is made between Ya'aqob and Laban