

# Precious Possessions

## CRAFT

### Materials:

- Cardstock - white
- Paint stick - 5 gallon (21")
- Craft sticks - jumbo (2)
- Bubble wrap
- Marker or paint - silver
- Rubbers bands (2)
- Clear tape
- Glue or Tacky glue
- Scissors
- Coloring pencils, crayons or markers
- Craft Templates: A, B, C, D (BW) or E, F, G, H (color)

#### Parent/Teacher Preparation:

- Print Craft Templates of choice on white cardstock.

## Flaming Sword

Genesis 3:24




### Instructions for the Craft:

- If using BW Templates, color using medium of choice.
- Cut out all Template pieces. (P1)

#### Connecting the Flames


- Place double-sided tape on the ends of the top flames. (P2)
- Connect the bottom flame to the top flame - make sure that the patterns line up. (P3a, P3b)



P1



P2



P3a



P3b

# Instructions for the Craft Cont'd:

## Making the Sword Handle

- Using silver marker or paint, color the 2 jumbo popsicle sticks on one side and the paint stick on both sides. Note that only 1/3 of the paint stick needs to be colored and one side of the paint stick may have writing on it so make sure you cover it up. (P4)
- Wrap bubble wrap around the paint stick one time and tape the ends - more than that will make it difficult to glue the 2 flames sides to each other. (P5)
- Lay the bubble wrapped paint stick onto the back of one side of the flames for correct handle position and placement. (P6)
- Using glue, spread onto one side of the bubble wrap and adhere to the flames. (P6)
- Now, spread glue onto the other side of the bubble wrap. (P7)


## Connecting the Flames

- Spread glue to the edges and tips of the other flame on the back side. (P8)
- Place this side onto the flame with the bubble wrap making sure to connect all the tips and edges securely. (P9)
- Allow to dry.

## Adding the Guard

- Run glue along the edge of the flame and place one craft stick over it making sure that the ends are even. (P10)
- Repeat this step for the other side. (P11)
- Allow to dry.

*You now have a visual representation of the flaming sword that turned and blocked the way to the Tree of Life.*



P4



P5



P6

P7



P8

P9



P10



P11