

# Vayigash

"He approached"

Genesis 44:18 - 47:27

Katan Bet/Gadol



In This Edition:

11.1 - Brotherly Love  
Genesis 44; 45:1-15



---

# Table of Contents

---

Parsha Pearls is a comprehensive resource that allows for complete customization by the parent. We understand that if you were to strive to accomplish all aspects of each lesson in one day it would be unrealistic and also overload for the child. It is our intention that this be used 'a la carte' so that it suits your specific needs. Our site caters to printing only the pieces you choose.

This page will provide quick links to get to the portion of the document for which you are looking. When you hover over the title a finger will appear. Click on it and you will be taken directly to that page.

If you are new to Parsha Pearls, we have created an [Introduction](#) document outlining how to use our lessons, as well as a [Scriptural Inspiration](#) document, which explains our titles and the Scriptural inspiration for them. We pray that Parsha Pearls blesses your home and that your children will grow to love the Word and to never depart from keeping Torah. As always, feel free to email us at [parshapearls@mtoi.org](mailto:parshapearls@mtoi.org) if you have any questions.

<b>Pearl Seeking</b> (The Main Lesson) . . . . .	<b>3</b>
➤ <b>Treasuring His Word</b> (Overview of the Parsha)	3
➤ <b>Parsha Points</b> (Main Lesson Content)	3
➤ <b>Digging Deeper</b> (Thought Provoking Questions)	5
<b>Searching Out Hebrew</b> (Reading & Writing) . . . . .	<b>6</b>
➤ <b>Words</b>	6
➤ <b>Numbers</b>	6
➤ <b>Word Match</b>	7
➤ <b>Flashcards</b>	8
➤ <b>Writing Hebrew</b>	9
<b>Counting What You Gained</b> (Worksheets) . . . . .	<b>10</b>
➤ <b>Storing Up Treasure In My Heart</b> (Memory Verse)	10
➤ <b>Seeking Treasure</b> (Questions from the Parsha)	12
➤ <b>Word Search</b>	14
➤ <b>Crossword Puzzle</b>	16
➤ <b>Maze</b>	18
<b>Precious Possessions</b> (Arts & Crafts) . . . . .	<b>19</b>
➤ <b>Notebook Page</b>	19
➤ <b>Coloring Page</b>	25
<b>Sweetness of Torah</b> . . . . .	<b>26</b>
➤ <b>Sweet Sounds of Torah</b> (Song Corresponding to the Parsha)	26
➤ <b>Sweet Taste of Torah</b> (Snack Corresponding to the Parsha)	27
<b>Next Week's Treasure Hunt</b> (Looking Ahead to Next Week's Parsha) . . . . .	<b>28</b>



---

# Pearl Seeking

---

## TREASURING HIS WORD

Let's do a quick overview of the entire Torah portion:

Monday:	Gen. 44:18-34	Yehudah offers to take Binyamin's place
Tuesday:	Gen. 45:1-15	Yoseph reveals himself to his brothers
Wednesday:	Gen. 45:16-28	Yoseph sends for his family
Thursday:	Gen. 46:1 - 47:12	Elohim speaks to Ya'aqob; Yoseph's family arrives in Mitsrayim and settles in
Friday:	Gen. 47:13-27	Yoseph buys entire land of Mitsrayim for Pharaoh


After Yoseph was promoted to second in command under Pharaoh, his brothers came to Mitsrayim to buy grain. Yoseph played some tricks on his brothers to test their love for their brother Binyamin. In this week's Parsha Pearls lesson, he will reveal himself to them and make peace with them. Now, let's read Gen. 44 & 45:1-15.

## PARSHA POINTS

- After sharing a meal, Yoseph told his house overseer (44:1-2):
  - to fill the men's sacks with as much food (**ochel**) as they could bear
  - to put their silver (**keseeph**) in their sacks as well
  - to put his silver cup (**gevi'a**) in the sack of the youngest brother as well as his silver
- Yoseph's overseer did as he bid - 44:2
- In the morning, the brothers were sent on their way with their donkeys loaded - 44:3
- After they were gone for a little while, Yoseph sent his overseer to pursue the men and ask them why they had repaid good for evil - 44:4
- He was also to accuse them of stealing Yoseph's cup, the one from which he divined (foresaw) things, and to reprimand them for doing an act of evil - 44:5
- When the overseer caught up to them and spoke the words that Yoseph had commanded him, the brothers protested that they would never do such a thing to their master - 44:6-7
- They pointed out that they had returned the silver that was in their sacks the first time, and asked how he could possibly think that they would now steal any silver or gold from their master - 44:8
- Then they proposed that if indeed the cup was discovered among them, the guilty one should be put to death and the others would become their master's slaves - 44:9



- The overseer stated that the one in whose bag the cup was found would be punished by becoming his slave, but the others would be found innocent - 44:10
- The brothers hurried to open their bags, beginning with the oldest first and on down to the youngest - 44:11-12
- Lo and behold, the cup was found in Binyamin's sack - 44:12
- The brothers all tore their garments in grief, then loaded their donkeys again and returned with Binyamin - 44:13
- When Yehudah and his brothers found Yoseph still at home, they came near and fell down before him - 44:14
- Yoseph chastised them for their deeds - 44:15
- Yehudah then spoke for his brothers, telling Yoseph that Elohim had repaid their crookedness, and now they were all going to be his servants - including Binyamin - 44:16
- Yoseph declared that he would keep only the thief as his slave, and allow all the rest to return to their father (**av**) in peace - 44:17
- Yehudah respectfully and humbly acknowledged Yoseph's lofty position as second in command, and asked permission to speak to Yoseph freely - 44:18
- Yehudah then proceeded to recount the events of their initial trip to Mitsrayim and their conversation with Yoseph. He went on to describe their arrival home and their conversation with their father - 44:19-26
- Then he explained why Binyamin was of such crucial importance to Ya'aqob (44:27-31):
  - His wife had given him 2 (**shtayim**) sons
  - The older was no more because an animal had killed him
  - If the younger did not return, they would bring their old, gray-headed father down to She'ol (the grave)
  - If Binyamin did not return with them, their father would die from grief
- Yehudah told Yoseph that he had guaranteed his father that Binyamin would return no matter what; if returned without Binyamin, then he would be forever a sinner in the eyes of his father - 44:32
- Yehudah pleaded to be kept as a slave in Binyamin's place, so that the young man could return to his father with the rest; for he could not bear to come back to his father and witness his grief - 44:33-34
- Upon hearing this plea, Yoseph could not restrain himself any longer - 45:1
- He commanded his whole household to leave him alone with his brothers - 45:1
- He then wept so loudly that the Mitsrites and all Pharaoh's household heard him - 45:2
- Yoseph then revealed himself to his brothers, saying, "I am Yoseph, is my father still alive?" - 45:3
- When his brothers realized what Yoseph was saying, they fell silent and trembled before him - 45:3
- Yoseph then urged them to come near to him, declaring that he was indeed the brother they had sold into slavery - 45:4



- He comforted them and told them not to be grieved for selling him, for he knew that Elohim had sent him there to preserve (save) lives - 45:5
- He then revealed that although 2 years of famine had passed, there were 5 (**chamesh**) more years to go - 45:6
- Yoseph explained again that Elohim had sent him ahead of them to preserve them as a remnant and to give them life by a great escape - 45:7
- He told them that they had not sent him there, but Elohim - 45:8
- He explained that he had been (45:8):
  - made like a father to Pharaoh
  - set as a master of all his house
  - made a ruler over all the land of Mitsrayim
- He then bid his brothers to hurry back to their father with the news that Elohim had made his son Yoseph the master of all Mitsrayim, and not to delay in coming to him - 45:9, 13
- He promised to give them a home in the region of Goshen, where they would be near to him, with all their children, flocks and herds, and all that they had - 45:10
- Yoseph reassured them that he would take care of them and provide for their needs, because the 5 years of scarcity was still to come - 45:11
- After this Yoseph tearfully embraced and kissed Binyamin, then did the same with the rest of his brothers, who spoke with him - 45:14-15



## DIGGING DEEPER

Parents/Teachers may choose to use these prompts for further discussion of the Torah portion.

- From which of Noah's sons did the Mitsrites come from? (10:6) Notice that the brothers did not question Yoseph's obviously lighter complexion, as opposed to the Mitsrites, who would have been darker. The Hyskos who ruled during this time as Semites would have had fairer complexions, although they still adopted the customs and clothing styles of Mitsrites.
- Notice the brothers' bold response to Yoseph's overseer, when they pronounced that the one in whose sack the cup was found would die. Do you think they had much respect for human life? Discuss the many times they sought to kill others: for instance, killing the males of Shekem, and Yehudah's wish that Tamar be killed, as well as Re'uben offering Ya'aqob the right to destroy his own children if Binyamin did not return with them.
- Once again, we see Yehudah taking over the dialogue - this time between the brothers and Yoseph. Notice that he confesses their sins to Yoseph and offers himself up as a substitute for his brother Binyamin. Do you believe that Yehudah was humbled by all the prior events that happened in his life? Could this be why he was later given the honor of having Messiah in his lineage? (9:8-12)

---

# Searching Out Hebrew

---

Parents/Teachers can print out the '[Hebrew Pronunciation Guide](#)' to help with the pronunciation of Hebrew names and words. They can be cut out and used in conjunction with the Flashcards.

## WORDS

Parents/Teachers see the following page for 3 x 5 card cut outs of the words from this week's parsha. If printed on cardstock, they can be kept in a box to reinforce learning.

Ochel ( **אכל** ) - food

Keseph ( **כסף** ) - silver/money

Gevi'a ( **גביע** ) - cup

Av ( **אב** ) - father

## NUMBERS

Parents/Teachers can print out these numbers to have as additional resources. These can be found under the 'Resources' tab on the YMTOI website.

2 - shtayim

5 - chamesh

# WORD MATCH

Match this week's Hebrew words to their correct definition.

Av

Cup

Gevi'a

Father

Keseph

Food

Ochel

Silver/Money



# FLASHCARDS

כֶּסֶף

**Keseph**

Ke-seph

silver/money

אָב

**Av**

Av

father

אָכֵל

**Ochel**

O-chel

food

גִּבֵּי

**Gevi'a**

Gev-i-a

cup





# WRITING HEBREW

Keseph (silver/money)

כסף

Fey Sofit Samech Kaf  
כ ס כ

---

---

---

Av (father)

אב

Vet Aleph  
א ב

---

---

---

Ochel (food)

אכל

Lamed Khaf Aleph  
א כ ל

---

---

---

Gevi'a (cup)

גביע

Ayin Yud Vet Gimmel  
ע י ב ג

---

---

---

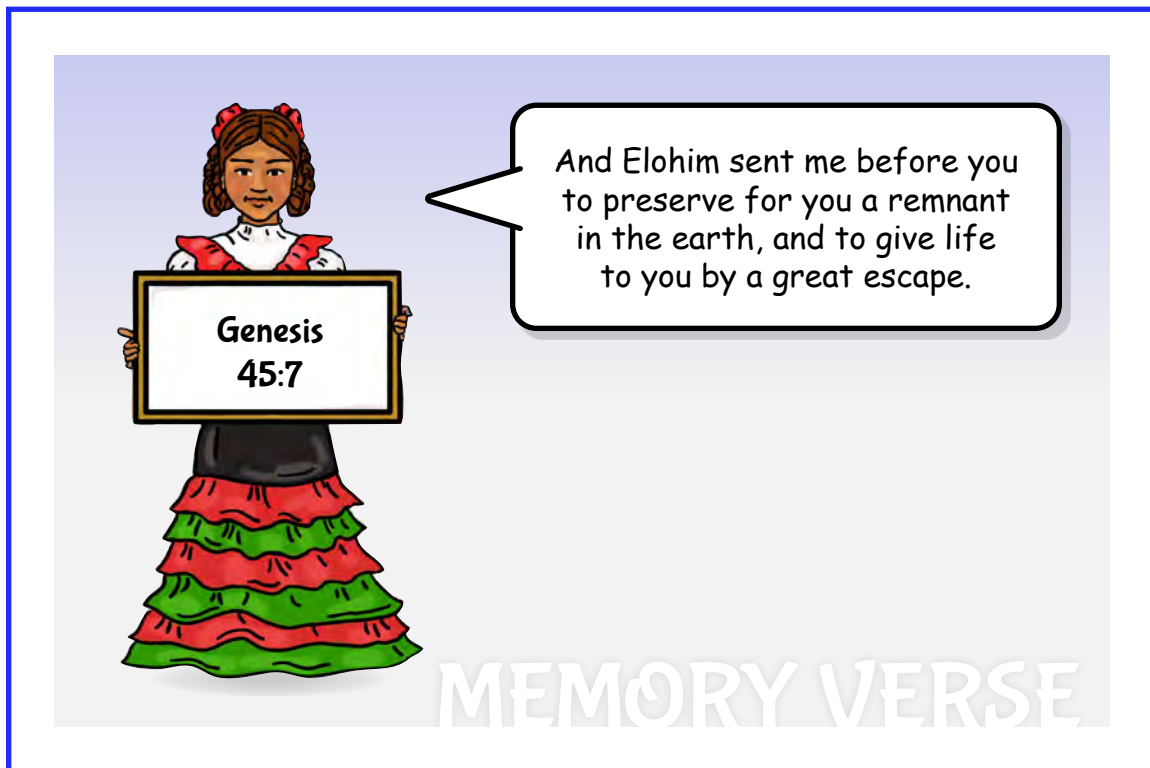


# Counting What You Gained

This next section is intended to be reinforcement of the lessons learned during this parsha. Choose the activities that best fit your child.

## STORING UP TREASURE IN MY HEART

The Katan Bet and Gadol memory verse is *Genesis 45:7*. You can review the verse with them by reciting it out loud, acting it out, putting it to music...whatever works for you.



Use this space to draw a picture of the verse memorized.



Use this space to write out the verse memorized.

---

---

---

---

---

---

---

---

---

---

---

---

---



# SEEKING TREASURE

1.



What did Yoseph tell his overseer to put in Binyamin's sack?

Circle the correct choices.

silver cup   coal   food

silver/money   gold   grain   dirt

(44:1-2)

2.




The overseer asked Yoseph's brother why they had repaid evil for good.

T / F

(44:4)

3.



With whomever of your \_\_\_\_\_

it is found becomes my \_\_\_\_\_,

and you are \_\_\_\_\_.

(44:10)

4.




They searched the youngest first and the oldest last.

T / F

(44:12)

5.



What did the brothers do when the cup was found in Binyamin's sack?

Circle the correct choices.

left town   fought the overseer   cried

tore their garments   went back to the city

(44:13)

6.



What did the brothers tell Yoseph they were willing to become?

\_\_\_\_\_

(44:16)

7.



Re'uben offered to take Binyamin's place.

T / F

(44:33)

8.




And Yoseph said to his brothers,

" \_\_\_\_\_  
 \_\_\_\_\_?"

(45:3a)

9.



Yoseph told his brothers that Elohim sent him to Mitsrayim to:

\_\_\_\_\_ (45:5)

\_\_\_\_\_ (45:7)

\_\_\_\_\_ (45:7)

10.



How many years did Yoseph say the famine had been going on?

**Underline the correct choice.**

How many years did Yoseph say the famine was still to be?


**Circle the correct choice.**

1 2 3 4 5 6 7

(45:6, 11)

# WORD SEARCH

Search for the hidden words from this week's parsha.




SACKS  
EVIL  
MASTER  
GARMENTS  
CROOKEDNESS  
GRIEVED  
REMNANT

SILVER CUP  
GOOD  
OLDEST  
TORE  
DISPLEASURE  
DISPLEASED  
ESCAPE

OVERTAKE  
SERVANTS  
YOUNGEST  
DIVINES  
WEPT  
PRESERVE  
PROVIDE



# Answer Key



SACKS  
EVIL  
MASTER  
GARMENTS  
CROOKEDNESS  
GRIEVED  
REMNANT


SILVER CUP  
GOOD  
OLDEST  
TORE  
DISPLEASURE  
DISPLEASED  
ESCAPE

OVERTAKE  
SERVANTS  
YOUNGEST  
DIVINES  
WEPT  
PRESERVE  
PROVIDE



# CROSSWORD PUZZLE

Complete the crossword using words from this week's parsha.



## Across

2. What color was Yoseph's cup?
3. Where was Yoseph's family going to live in Mitsrayim?
6. Yoseph asked his brothers, "Is my father still \_\_\_\_\_?"
7. Which brother told Yoseph the story of their father?
9. The brothers each tore their \_\_\_\_\_.
11. Yoseph told them that he was sent to preserve a \_\_\_\_\_ in the earth.
12. Yoseph \_\_\_\_\_ all his brothers.


## Down

1. Yoseph made himself known to his \_\_\_\_\_.
4. The brothers offered to be Yoseph's \_\_\_\_\_.
5. Yoseph kissed all his brothers and \_\_\_\_\_ over them.
8. Whose sack was the cup found in?
9. The brothers fell before Yoseph on the \_\_\_\_\_.
10. The man asked, "Why have you \_\_\_\_\_ evil for good?"





# Answer Key



## Across


2. What color was Yoseph's cup? **silver**
3. Where was Yoseph's family going to live in Mitsrayim? **Goshen**
6. Yoseph asked his brothers, "Is my father still **alive**?"
7. Which brother told Yoseph the story of their father? **Yehudah**
9. The brothers each tore their **garments**.
11. Yoseph told them that he was sent to preserve a **remnant** in the earth.
12. Yoseph **kissed** all his brothers.

## Down

1. Yoseph made himself known to his **brothers**.
4. The brothers offered to be Yoseph's **slaves**.
5. Yoseph kissed all his brothers and **wept** over them.
8. Whose sack was the cup found in? **Binyamin**
9. The brothers fell before Yoseph on the **ground**.
10. The man asked, "Why have you **repaid** evil for good?"



# MAZE



# Precious Possessions

## NOTEBOOK PAGE

### Materials:

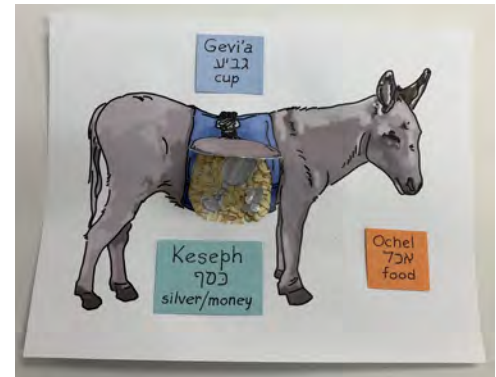
- Cardstock - white
- Oatmeal
- Glitter glue - silver
- Aluminum foil
- Hole punch
- Double-sided tape
- X-acto knife
- Glue
- Scissors
- Coloring pencils, crayons or markers
- Notebook Templates: Main Page & A (BW) or Main Page & B (color)

#### Parent/Teacher Preparation:

- Print Notebook Templates of choice on white cardstock.

### Hidden Silver Cup

Genesis 44:2, 12



### Instructions for the Notebook Page:

- If using BW Templates, color using medium of choice.
- Apply silver glitter glue to the cup and allow to dry. (P1)
- Using a hole punch and silver cardstock or aluminum foil, punch out 10-15 coins. (P2a, P2b)
- Using an X-acto knife, cut around the sack up to the top so that it can be lifted as a flap. (P3a, P3b)
- Cut around the rectangle of the silver cup. (P4)



P1




P2a



P2b



P3a



P3b



P4

## Instructions for the Notebook Page cont'd:

- Spread glue around the silver cup just enough to cover the area within the flap - sprinkle with oatmeal and allow to dry. (P5a, P5b)
- Place glue over the oatmeal in one section and place silver coins on it. (P5b)
- Spread glue around the silver cup, coin and oatmeal area. (P6a)
- Place Main Page over the cup and line it up with the opened sack - press down to adhere. (P6b)



P5a



P5b



P6a



P6b

### Hebrew Words

- Write the following directly on the Main Page or on a piece of colored cardstock and glue to the page:
  - 1) Ochel      2) אכל      3) Food (P7)
  - 1) Keseph    2) כסף      3) Silver/Money (P8)
  - 1) Gevi'a     2) גביע    3) Cup (P9)



P7

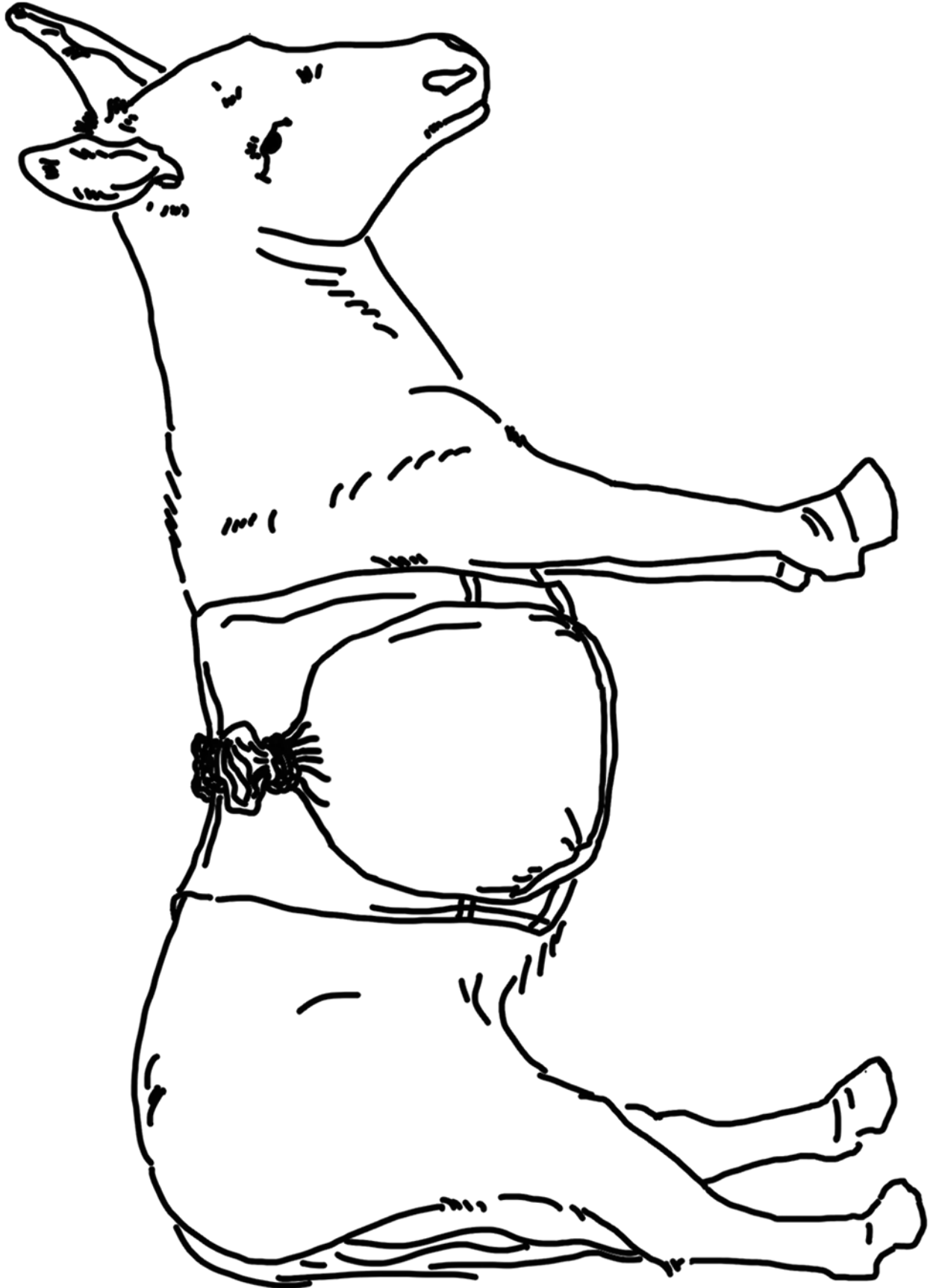



P8




P9

*You now have a visual representation of Yoseph's cup that was hidden in Binyamin's grain sack.*















---

# Sweetness of Torah

---

## SWEET SOUNDS OF TORAH

(Sing Praises to His Name)

Here is the link for this song:

[https://www.podomatic.com/podcasts/steveberkson/episodes/2017-12-31T07\\_45\\_08-08\\_00](https://www.podomatic.com/podcasts/steveberkson/episodes/2017-12-31T07_45_08-08_00)

Sing to the tune of "Oh Susannah"

### I Am Yoseph, Is My Father Still Alive?

Yehudah said to Yoseph, "I am stronger it is so  
Please take me for a slave, and let Binyamin go"  
The brothers knew what they had done to Yoseph was so wrong  
Yoseph sent his servants out, and in a voice so strong, said

Chorus: "I am Yoseph, is my father still alive?"  
"Ani Yoseph, ha-od a-vi chai?" (repeat)

"Don't be afraid," the brothers were told  
"It was Yahweh's will that I was sold  
Go and tell our father, to Yahweh I am true  
Take food and wagons, but bring Ya'aqob back with you"

(Chorus)

Then they told their father, "Yoseph is alive"  
Ya'aqob was so happy when the wagons did arrive  
When Ya'aqob saw Yoseph after so many years  
They hugged one another and cried happy tears

Chorus: "I am Yoseph, my father is alive"  
"I am Yoseph, my father is alive" (repeat)



# SWEET TASTE OF TORAH

This snack relates to this week's parsha. Please take these as suggestions and make necessary changes based on your individual dietary needs.

## Yoseph's cup

Genesis 44.:2



## Ingredients:

- Ice cream cone of choice
- Peanut butter cup
- White Oreo cookie
- Round chocolate covered pretzel
- Chocolate or vanilla pudding (to fill cone)
- Whipped cream
- Marshmallow fluff (to be used as adhesive)

## Instructions:

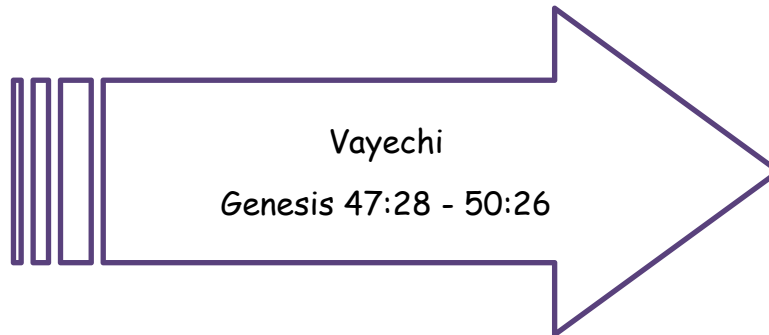
Using ice cream cone of choice, you can either cut off the rim (see left edible cup) or leave on (see right edible cup) to create a cup.

For left edible cup: Pull apart a white Oreo cookie and use the piece that has cream as saucer for the cone. Place cone on the cookie and fill the cone with pudding of choice. Cut a round chocolate covered pretzel in half with a sharp knife. Then, using marshmallow fluff, adhere the chocolate covered pretzel to the side of the cone to create a handle. Spray some whipped cream on top.

For right edible cup: Leave a chocolate rimmed cone intact and place pudding of choice inside the cone. Place the cone on a cookie and lay a peanut butter cup on top. This represents the saucer. Cut a round chocolate covered pretzel in half with a sharp knife. Then, using marshmallow fluff, adhere the chocolate covered pretzel to the side of the cone to create a handle.

# Next Week's Treasure Hunt

## Next Week's Torah Portion



## Suggested Reading Schedule

Monday:	Gen. 47:28 - 48:22	The blessing of Ephrayim and Menashsheh
Tuesday:	Gen. 49:1-28	The blessing of the 12 sons of Yisra'el
Wednesday:	Gen. 49:29 - 50:3	Ya'aqob's last instructions for his death and burial
Thursday:	Gen. 50:4-14	Ya'aqob's children bury their father in Kena'an
Friday:	Gen. 50:15-26	Yoseph's brothers fear retaliation; Yoseph's death