

# Parsha Pearls

# Vayitzei

"He went out"

Genesis 28:10 - 32:2

Katan Bet/Gadol



In This Edition:

7.1 - Am I Dreaming?

**Genesis 28:10-22**



---

# Table of Contents

---

Parsha Pearls is a comprehensive resource that allows for complete customization by the parent. We understand that if you were to strive to accomplish all aspects of each lesson in one day it would be unrealistic and also overload for the child. It is our intention that this be used 'a la carte' so that it suits your specific needs. Our site caters to printing only the pieces you choose.

This page will provide quick links to get to the portion of the document for which you are looking. When you hover over the title a finger will appear. Click on it and you will be taken directly to that page.

If you are new to Parsha Pearls, we have created an [Introduction](#) document outlining how to use our lessons, as well as a [Scriptural Inspiration](#) document, which explains our titles and the Scriptural inspiration for them. We pray that Parsha Pearls blesses your home and that your children will grow to love the Word and to never depart from keeping Torah. As always, feel free to email us at [parshapearls@mtoi.org](mailto:parshapearls@mtoi.org) if you have any questions.

<b>Pearl Seeking</b> (The Main Lesson) . . . . .	<b>3</b>
➤ <b>Treasuring His Word</b> (Overview of the Parsha)	3
➤ <b>Parsha Points</b> (Main Lesson Content)	3
➤ <b>Digging Deeper</b> (Thought Provoking Questions)	4
<b>Searching Out Hebrew</b> (Reading & Writing) . . . . .	<b>5</b>
➤ <b>Words</b>	5
➤ <b>Numbers</b>	5
➤ <b>Word Match</b>	6
➤ <b>Flashcards</b>	7
➤ <b>Writing Hebrew</b>	9
<b>Counting What You Gained</b> (Worksheets) . . . . .	<b>11</b>
➤ <b>Storing Up Treasure In My Heart</b> (Memory Verse)	11
➤ <b>Seeking Treasure</b> (Questions from the Parsha)	13
➤ <b>Word Search</b>	15
➤ <b>Crossword Puzzle</b>	17
➤ <b>Maze</b>	19
<b>Precious Possessions</b> (Arts & Crafts) . . . . .	<b>20</b>
➤ <b>Notebook Page</b>	20
➤ <b>Coloring Page</b>	28
<b>Sweetness of Torah</b> . . . . .	<b>29</b>
➤ <b>Sweet Sounds of Torah</b> (Song Corresponding to the Parsha)	29
➤ <b>Sweet Taste of Torah</b> (Snack Corresponding to the Parsha)	30
<b>Next Week's Treasure Hunt</b> (Looking ahead to Next Week's Parsha) . . . . .	<b>31</b>



---

# Pearl Seeking

---

## TREASURING HIS WORD

Let's do a quick overview of the entire Torah portion:

Monday:	Gen. 28:10-22	Ya'aqob's dream at Beyth El and his promise to Yahweh
Tuesday:	Gen. 29	Ya'aqob meets Rahel; Laban deceives Ya'aqob; Wages and serving for Rahel; Le'ah has 4 sons
Wednesday:	Gen. 30	More wives, more sons and a daughter; Ya'aqob wants to leave with his family; Outwitting Laban and his games
Thursday:	Gen. 31:1-21	Ya'aqob takes his portion and family and leaves; Rahel steals the house idols from her father
Friday:	Gen. 31:22 - 32:2	Laban tries to get his family and his idols back; An agreement is made between Ya'aqob and Laban

In this week's Parsha Pearls lesson, we will be covering Ya'aqob's dream and vow to Yahweh as well as Yahweh's continuation of the covenant. Now, let's read Gen. 28:10-22.

## PARSHA POINTS

- Ya'aqob's brother Esaw was murderously angry over having the birthright and blessing taken from him. So, Yitshaq and Ribqah sent their younger son to live with his Uncle Laban until Esaw's rage subsided - 27:43; 28:2
- One night, Ya'aqob stopped in a place called Luz to rest and laid down a stone (**evan**) as a pillow for his head - 28:11, 19
- Ya'aqob had a dream about a ladder (**sullam**) that reached from the earth to the heavens, with messengers (**malakim**) of Elohim going up and down the ladder (Most Scriptures refer to 'messengers' as angels; however, there is no specific Hebrew word for angel) - 28:12
- In his dream, Yahweh spoke to Ya'aqob from above the ladder, as He had done to Abraham his grandfather and Yitshaq his father - 28:13-15; 12:1-3, 7; 13:14-17; 15:1, 7; 17:1-2, 4-8; 22:17-18; 26:3-5, 24
- Yahweh made the same covenant with Ya'aqob that He had made with Abraham and Yitshaq before him (28:13-15):
  - "I am Yahweh your Elohim"
  - "The land of Kena'an shall be for you and your seed"
  - "Your seed shall be as the dust of the earth"
  - "You shall break forth to the west, east, north and south"



- "All the clans of the earth shall be blessed in you and in your seed"
- "I am with you"
- "I shall guard you"
- "I will bring you back to this land"
- "I will be with you until I fulfill what I have spoken"
- Ya'aqob\_ awoke from his sleep and exclaimed that Yahweh had been there with him, and that he hadn't known it (until that point) - 28:16
- Upon recognizing this, he became afraid and praised Elohim, acknowledging the awesomeness of the place where he was spoken to - 28:17
- In the morning, Ya'aqob\_ set apart the location by taking the stone he had laid his head on and erecting it as a standing column (**matsayvah**), anointed it with oil - 28:18
- Ya'aqob\_ changed the name of Luz to Beyth El, which means House of El - 28:19
- Ya'aqob\_ then made a vow (**neder**) to Yahweh who was with him, who had kept him in the way that he should go, and who had given him bread (**lechem**) and clothing - 28:20
- Ya'aqob\_ made a vow that when he had returned in peace (**shalom**) to his parent's home (28:21-22):
  - the stone that became a standing column would become Elohim's House
  - Ya'aqob\_ would give Him a tenth (**asar**) of anything that he received from Yahweh



## DIGGING DEEPER

Parents/Teachers may choose to use these prompts for further discussion of the Torah portion.

- What may have been the reason for Ya'aqob's dream after he left his father's home? Was it possible that Yahweh was reassuring him that everything he did was approved and guided? Why would Yahweh choose this time to appear to Ya'aqob\_ and establish His covenant through him?
- Discuss John 1:51 in relation to Gen. 28:12.
- Why do you think Ya'aqob\_ was afraid after his dream? (28:17)
- Notice that in Lech-Lecha, Ya'aqob's grandfather Abraham had built an altar to Yahweh very near to where Ya'aqob\_ set up the stone as a standing column and named it Beyth El (House of El). Later on, the Ark of the Covenant also dwelt in that same place. Was this coincidence, or something more? (28:19; 12:8; 13:3-4; also see Judg. 20:26-28)
- Look up the meaning of a 'stone' in Hebrew. How can it relate to and enrich this story's meaning? (28:18)

# Searching Out Hebrew

Parents/Teachers can print out the '[Hebrew Pronunciation Guide](#)' to help with the pronunciation of Hebrew names and words. They can be cut out and used in conjunction with the Flashcards.

## WORDS

Parents/Teachers see the following page for 3 x 5 card cut outs of the words from this week's parsha. If printed on cardstock, they can be kept in a box to reinforce learning.

Evan ( אבן ) - stone

Sullam ( סולם ) - ladder

Malakim ( מלאכים ) - messengers

Matsayvah ( מצבה ) - standing column

Neder ( נדר ) - vow

Lechem ( לחם ) - bread

Shalom ( שלום ) - peace

Asar ( עשר ) - tenth

## NUMBERS

Parents/Teachers can print out these numbers to have as additional resources. These can be found under the 'Resources' tab on the YMTOI website.

There are no Hebrew numbers for this week's lesson.

# WORD MATCH

Match this week's Hebrew words to their correct definition.

Asar

Bread

Evan

Ladder

Lechem

Messengers

Malakim

Peace

Matsayvah

Standing Column

Neder

Stone

Shalom

Tenth

Sullam

Vow



# FLASHCARDS

סֹלָם

**Sullam**

Sul-lam

ladder

מַצְבָּה

**Matsayvah**

Mat-say-vah

standing column

אֶבֶן

**Evan**

E-van

stone

מַלְאָכִים

**Malakim**

Mal-a-kim

messengers



לחם

**Lechem**

Lech-em

bread

עשר

**Asar**

A-sar

tenth

נדר

**Neder**

Ne-dar

vow

שלום

**Shalom**

Sha-lom

peace

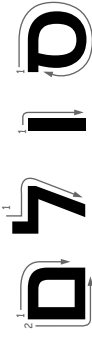


# WRITING HEBREW

Sullam (ladder)

סוללם

Mem Softt Lamed Vav Samech




---



---




---

Matsayvah (standing column)

מצבה

Resh Vet Tsade Mem




---



---

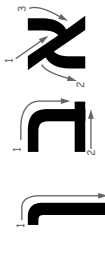


---

Evan (stone)

אבן

Nun Softt Vet Aleph




---



---

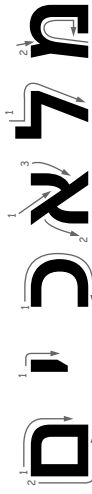


---

Malakim (messengers)

מלאכים

Mem Softt Yud Khaf Aleph Lamed Mem




---



---






---



Neder (vow)

נדר

Resh      Dallet      Nun  
  
  





---

---

---

Lechem (bread)

לחם

Mem Soffit      Chet      Lamed  
  
  






---

---

---

Shalom (peace)

שלום

Mem Soffit      Vav      Lamed      Shin  
  
  
  





---

---

---

Asar (tenth)

עשר

Resh      Sin      Ayin  
  
  


---

---

---

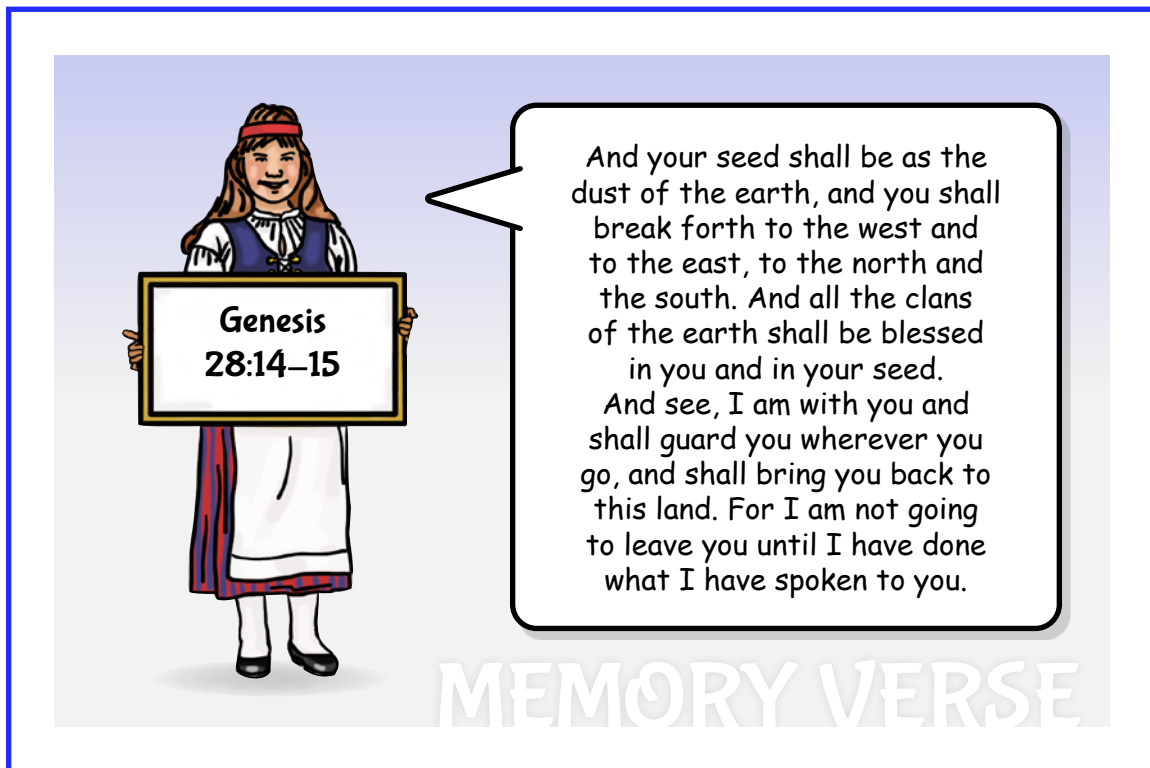


# Counting What You Gained

This next section is intended to be reinforcement of the lessons learned during this parsha. Choose the activities that best fit your child.

## STORING UP TREASURE IN MY HEART

The Katan Bet and Gadol memory verse is *Genesis 28:14-15*. You can review the verse with them by reciting it out loud, acting it out, putting it to music...whatever works for you.



Genesis  
28:14-15

And your seed shall be as the dust of the earth, and you shall break forth to the west and to the east, to the north and the south. And all the clans of the earth shall be blessed in you and in your seed.  
And see, I am with you and shall guard you wherever you go, and shall bring you back to this land. For I am not going to leave you until I have done what I have spoken to you.

MEMORY VERSE



# SEEKING TREASURE

1.



Where did Ya'aqob leave from?

\_\_\_\_\_

Where was Ya'aqob heading to?

\_\_\_\_\_

(28:10)

2.



What did Ya'aqob sleep on?


**Circle the correct choice.**

brick stone

Tempur - Pedic pillow

(28:11)

3.



Circle all the items that were in Ya'aqob's dream.

rope ladder sun earth

messengers heavens planets bridge

moon Jack and the Beanstalk

(28:11-12)

4.



Who was standing above the ladder?

\_\_\_\_\_

(28:13)

5.



What did He say to Ya'aqob?

"I am Yahweh Elohim of \_\_\_\_\_ your father and the Elohim of \_\_\_\_\_ . The \_\_\_\_\_ on which you are \_\_\_\_\_ , I give it to \_\_\_\_\_ and your \_\_\_\_\_ . And your \_\_\_\_\_ shall be as the \_\_\_\_\_ of the \_\_\_\_\_ , and you shall break forth to the \_\_\_\_\_ and to the \_\_\_\_\_ , to the \_\_\_\_\_ and the \_\_\_\_\_ . And all the \_\_\_\_\_ of the earth shall be \_\_\_\_\_ in you and your seed. And \_\_\_\_\_ , I am with you and shall \_\_\_\_\_ you wherever you go, and shall \_\_\_\_\_ to this land. For I am not going to \_\_\_\_\_ you until I have done what I have \_\_\_\_\_ to you."

(28:13-15)

6.




What word was used to describe how

Ya'aqob felt after the dream?

\_\_\_\_\_

(28:17)

8.



What did he call the name of the place where the dream happened?

\_\_\_\_\_

(28:19)

10.



What 2 things did Ya'aqob acknowledge that Yahweh provided him with?

1. \_\_\_\_\_

2. \_\_\_\_\_

(28:20)

7.



What did Ya'aqob do with the stone?

**Circle the correct choices.**

made an altar and offered a sacrifice to Yahweh

set it up as a standing column (pillar)

took it with him for good luck

put dirt over it to cover it up

poured oil on top of it

buried it in the sand

(28:18)

9.



What else did Ya'aqob do after the dream?

\_\_\_\_\_

(28:20)

11.



What 2 things did Ya'aqob say would happen as a result of Yahweh's provision after he returned home?


1. \_\_\_\_\_

2. \_\_\_\_\_

(28:21-22)

# WORD SEARCH

Search for the hidden words from this week's parsha.




BE'ERSHEBA  
 HARAN  
 STONES  
 DREAM  
 LADDER  
 EARTH  
 MESSENGERS

SEED  
 WEST  
 EAST  
 NORTH  
 SOUTH  
 DUST

CLANS  
 AWESOME  
 HEAVENS  
 STANDING COLUMN  
 OIL  
 BEYTH EL  
 TENTH



# Answer Key



BE'ERSHEBA  
 HARAN  
 STONES  
 DREAM  
 LADDER  
 EARTH  
 MESSENGERS

SEED  
 WEST  
 EAST  
 NORTH  
 SOUTH  
 DUST


CLANS  
 AWESOME  
 HEAVENS  
 STANDING COLUMN  
 OIL  
 BEYTH EL  
 TENTH





# CROSSWORD PUZZLE

Complete the crossword using words from this week's parsha.



## Down

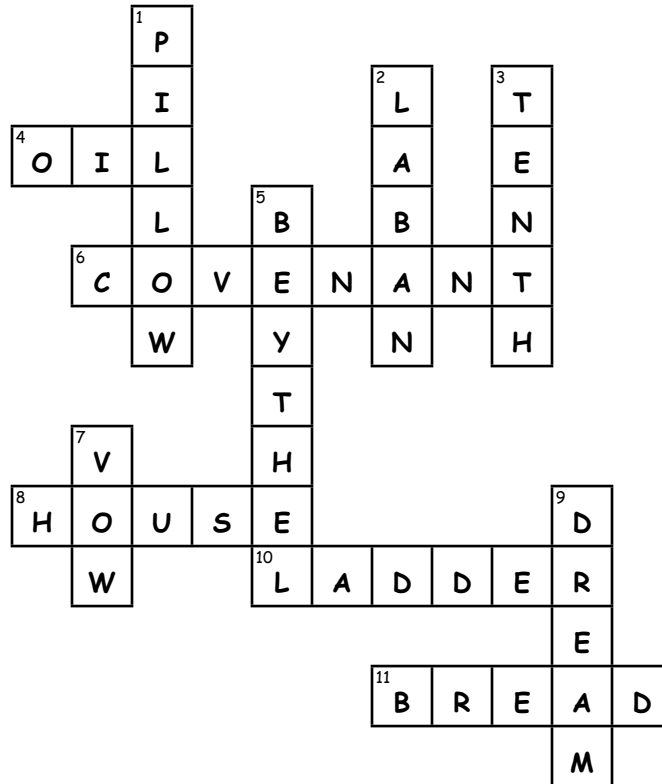
1. Ya'aqob laid down a stone as a \_\_\_\_\_ for his head.
2. What was the name of Ya'aqob's uncle?
3. For all that he received from Yahweh, Ya'aqob promised to give Him a\_\_\_\_\_.
5. Ya'aqob changes the name of Luz to what?
7. Ya'aqob made a \_\_\_\_\_ to Yahweh after the dream.
9. Ya'aqob had a \_\_\_\_\_.

## Across

4. What did Ya'aqob pour over the standing column?
6. As Yahweh did with Abraham and Yitshaq, He also made a \_\_\_\_\_ with Ya'aqob.
8. Ya'aqob said that the standing column would become Elohim's\_\_\_\_\_.
10. The messengers were going up and down the\_\_\_\_\_.
11. Yahweh had given Ya'aqob \_\_\_\_\_ and clothing.



# Answer Key



## Down


1. Ya'aqob laid down a stone as a **pillow** for his head.
2. What was the name of Ya'aqob's uncle? **Laban**
3. For all that he received from Yahweh, Ya'aqob promised to give Him a **tenth**.
5. Ya'aqob changes the name of Luz to what? **Beyth El**
7. Ya'aqob made a **vow** to Yahweh after the dream.
9. Ya'aqob had a **dream**.

## Across

4. What did Ya'aqob pour over the standing column? **oil**
6. As Yahweh did with **Abraham** and Yitshaq, He also made a **covenant** with Ya'aqob.
8. Ya'aqob said that the standing column would become Elohim's **house**.
10. The messengers were going up and down the **ladder**.
11. Yahweh had given Ya'aqob **bread** and clothing.



# MAZE



# Precious Possessions

## NOTEBOOK PAGE

### Materials:

- Cardstock - white & color of choice
- Copy paper
- Puffy paint - gold
- Double-sided foam dimensional
- Small brads
- Puncturing tool
- Repositionable glue
- Glue stick or double-sided tape
- Scissors
- Coloring pencils, crayons or markers
- Notebook Templates: A & B (BW) or C & D (color)

### Ya'aqob's Dreams

Genesis 28:11-22



#### Parent/Teacher Preparation:

- Print Notebook Template A or C on copy paper.
- Print Notebook Template B or D on cardstock.
- Depending on the skill level of the child, you may need to assist them in poking holes on Ya'aqob's parts.

### Instructions for the Notebook Page:

- If using BW Templates, color using medium of choice.
- Cut out all Template pieces - make sure that each set of dream bubbles stay connected. (P1a, P1b)
- Using various shades of green, draw in grass at the bottom of the colored cardstock using medium of choice. (P2)



P1a



P1b



P2

# Instructions for the Notebook Page cont'd:

## Attaching Dream Bubbles to Main Page

- Take the dream bubbles and fold them in half so that the pictures are on the inside. (P3)
- Connect both dream bubbles together using a glue stick or double-sided tape. Make sure that the ladder dream is the top dream, and the covenant dream is the bottom dream. (P4a, P4b)
- Place glue or double-sided tape on the back of the top dream (ladder dream) and the back of the bottom dream (covenant dream). (P5)
- Open up the dream bubbles so that you can position them on the Main Page. Leave about an inch from the top and so that the sides are equal distance from the left and right side of the card stock. Adhere dreams to the page. (P6)
- Both dreams should reveal themselves when you raise and lower the middle flap.



P3



P4a



P4b



P5



P6

## Ya'aqob

- Using a puncturing tool, poke a hole through the 'x' spots on the Ya'aqob pieces. Be careful not to tear the cardstock when poking holes. (P7a, P7b)
- Insert a small brad through Ya'aqob's torso and waist pieces to connect them. Open the brad in the back. (P8a, P8b)
- Line up both arms in front of and behind the hole at the shoulder. Make sure that the arm with the palm facing up is behind the shoulder. Place a brad through all 3 pieces. Open the brad in the back. (P9a, P9b)
- Make sure that the pieces are able to move back and forth. (P10)
- Using a puncturing tool, poke a hole through the 'x' on the sandal of Ya'aqob's feet.
- Take a small brad and insert it through the hole. Leave the brad open to insert into the Main Page.



P7a



P7b




P8a



P8b



P9a



P9b




P10




# Instructions for the Notebook Page cont'd:

## Attaching Ya'aqob to Main Page

- Place Ya'aqob on the grass area for positioning. Make sure that when he lays down, he is not over the left edge of the page or that when he is standing up and leaning over the standing column, he is not over the right edge of the page. Leave enough room on the right side of the page for the jar of oil as well. (P11)
- Mark the spot where Ya'aqob's feet are. (P12)
- Using a puncturing tool, poke a hole through the Main Page where the mark is. (P13)
- Insert a brad through Ya'aqob's feet and the Main Page where the hole is. Open up the legs on the back of the page to secure. (P14)




P11



P12



P13




P14

## Hebrew Words

- On the larger cloud, write: (P15)
  - 1) Malakim                      2) מלאכים                      3) Messengers
- On the smaller cloud, write: (P16)
  - 1) Sullam                        2) סולם                        3) Ladder
- On the first stone, write: (P17)
  - 1) Evan                         2) אבן                         3) Stone
- On the second stone, write: (P18)
  - 1) Matsayvah                2) מצבה                      3) Standing Column



P15



P16



P17



P18

## Instructions for the Notebook Page cont'd:

### Finishing the Main Page

- Apply gold puffy paint to run down the top and sides of the standing column stone. This represents the oil that Ya'aqob poured over it as part of his vow to Yahweh. Set aside to dry. (P19)
- Glue the 2 clouds to the Main Page on both sides of the dream bubble. (P20)
- Place repositionable glue on Ya'aqob's left palm. Allow to dry. (P21)
- Using a glue stick or double-sided tape, connect the back of the 2 stones together making sure that the words are showing correctly. (P22)
- Attach the stone to Ya'aqob's left palm and lay him down in the grass. (P22)
- Adhere a foam dimensional to the back of the jar. (P23)
- Place the jar on the right side of the Main Page in the grass near the edge of the page. (P24)
- Reverse the stone and stand Ya'aqob up to bend over the standing column. (P24)
- Ya'aqob should be able to lay down with the stone behind his head as well as stand up and lean forward to put the standing column in front of him.




P19




P20



P21



P22




P23



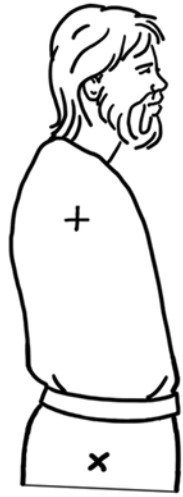
P24

*You now have a visual representation of the dreams that Ya'aqob had as well as his promise to Yahweh that he would return to this place and fulfill his vow by setting up the standing column.*



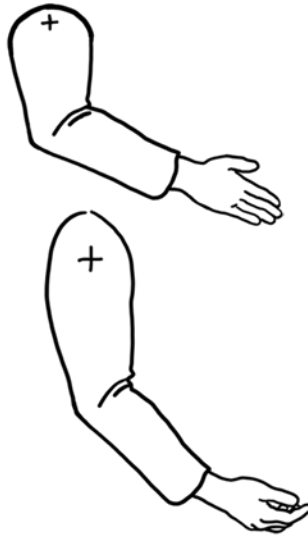


Head and torso



Legs and feet

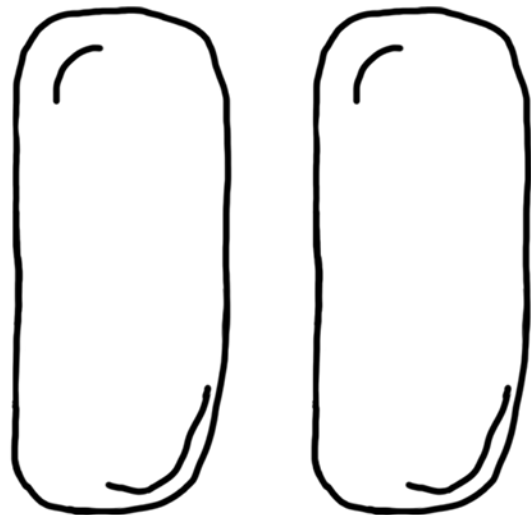
Arms



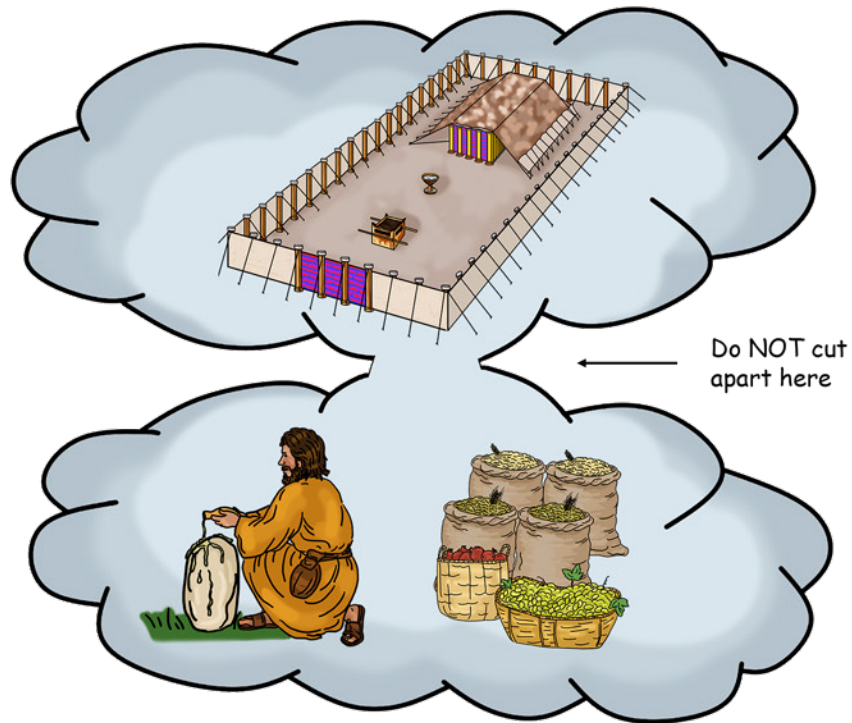

Clouds




Oil




Stone



Head and torso




Arms




Clouds

Legs and feet

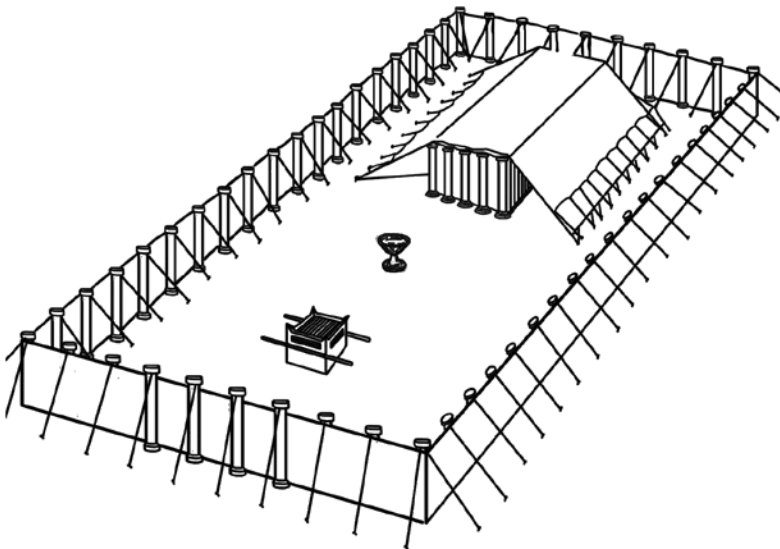



Oil



Stone

"I am Yahweh Elohim of Abraham your father and the Elohim of Yitshaq. The land on which you are lying, I give it to you and your seed. And your seed shall be as the dust of the earth, and you shall break forth to the west and to the east, to the north and the south. And all the clans of the earth shall be blessed in you and in your seed. And see, I am with you and shall guard you wherever you go, and shall bring you back to this land. For I am not going to leave you until I have done what I have spoken to you."



בית אל  
Beyth El



---

# Sweetness of Torah

---

## SWEET SOUNDS OF TORAH

(Sing Praises to His Name)

Here is the link for this song:

[https://www.podomatic.com/podcasts/steveberkson/episodes/2016-12-06T09\\_22\\_55-08\\_00](https://www.podomatic.com/podcasts/steveberkson/episodes/2016-12-06T09_22_55-08_00)

Sing to the tune of "Twinkle, Twinkle Little Star"

### Twinkle, Twinkle Kochavim

Twinkle, twinkle kochavim  
High up in the shamayim  
When you say 'Shema' by day, everything will be okay  
Twinkle, twinkle kochavim  
High up in the shamayim

Shema Yisra'el, Yahweh Eloheinu, Yahweh echad

Twinkle, twinkle kochavim  
High up in the shamayim  
When you say 'Shema' at night, everything will be alright  
Twinkle, twinkle kochavim  
High up in the shamayim

Shema Yisra'el, Yahweh Eloheinu, Yahweh echad



*Perhaps Ya'aqob sang this song to comfort himself as he was all alone far away from home, and his mom and dad.*

Kochavim = stars

Shamayim = heavens


"Shema" is the liturgical prayer said on Shabbat.

# SWEET TASTE OF TORAH

This snack relates to this week's parsha. Please take these as suggestions and make necessary changes based on your individual dietary needs.

## Ya'aqob's Dream

Genesis 28:12




### Ingredients:

- Yogurt or cream cheese (represents clouds)
- Fresh pineapple or cheese (represents ladder)
- 1 carrot (represents Ya'aqob)
- Turkey slice /tortilla wrap (represents stone pillow)

### Instructions:

Slice a fresh pineapple or cheese into thin sections about 1" wide, and lay onto plate, to look like a diagonal staircase. Next, spoon yogurt or cream cheese onto the plate to make the cloud.

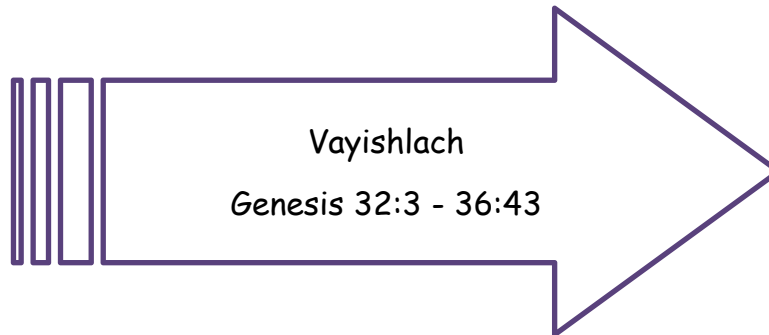
Take a carrot and cut a piece about the length of a baby carrot - 3" to make the body. Cut off a circle for the face and make 2 legs by cutting the carrot slice that is about 1½" in half. Lay a folded turkey slice or tortilla wrap under Ya'aqob's head.





# Next Week's Treasure Hunt

## Next Week's Torah Portion



## Suggested Reading Schedule

Monday:	Gen. 32:3-32	Ya'aqob <u>u</u> prepares to meet Esaw; Ya'aqob <u>u</u> wrestles with a 'Man' until day break and gets his hip dislocated; Ya'aqob <u>u</u> 's name is changed to Yisra'el
Tuesday:	Gen. 33	Ya'aqob <u>u</u> and Esaw are reunited
Wednesday:	Gen. 34	Dinah's story
Thursday:	Gen. 35	Ya'aqob <u>u</u> keeps his promise to return to Beyth El; Rahel dies after Binyamin is born; Yitshaq dies
Friday:	Gen. 36	Genealogy of Esaw, father of the Edomites