

Vayeitzei

"He Went Out"

Genesis 28:10 - 32:2

Katan Aleph



In This Edition:

7.2 - Baby Wars

Genesis 29; 30:1-13, 17-24



Table of Contents

Parsha Pearls is a comprehensive resource that allows for complete customization by the parent. We understand that if you were to strive to accomplish all aspects of each lesson in one day it would be unrealistic and also overload for the child. It is our intention that this be used 'a la carte' so that it suits your specific needs. Our site caters to printing only the pieces you choose.

This page will provide quick links to get to the portion of the document for which you are looking. When you hover over the title a finger will appear. Click on it and you will be taken directly to that page.

If you are new to Parsha Pearls, we have created an [Introduction](#) document outlining how to use our lessons, as well as a [Scriptural Inspiration](#) document, which explains our titles and the Scriptural inspiration for them. We pray that Parsha Pearls blesses your home and that your children will grow to love the Word and to never depart from keeping Torah. As always, feel free to email us at parshapearls@mtoi.org if you have any questions.

Gem Seeking (The Main Lesson)	3
➤ Little Gems Story (Story for Younger Children)	3
➤ Little Gems Story Characters	6
Counting What You Gained (Worksheets)	14
➤ Storing Up Treasure in My Heart (Memory Verse)	14
➤ Seeking Treasure (Questions from the Parsha)	16
➤ Word Search	18
➤ Maze	19
Precious Possessions (Arts & Crafts)	20
➤ Craft	20
➤ Coloring Page	24
Sweetness of Torah	25
➤ Sweet Sounds of Torah (Song Corresponding to the Parsha)	25
➤ Sweet Taste of Torah (Snack Corresponding to the Parsha)	26
Next Week's Treasure Hunt (Looking Ahead to Next Week's Parsha)	27



Gem Seeking

LITTLE GEMS STORY

Parent/Teacher Preparation:

Please see the [Instructions for the Little Gems Story](#) on the YMTOI website. This will help you to understand how to prepare for the story.

Baby Wars

Shalom children! Today we find Ya'aqob still on his journey to his mother's hometown to meet his Uncle Laban. Remember the dream he had where Yahweh promised to be with him and to establish His covenant with him? **(Place ladder dream scene on board.)** It was the same covenant that Yahweh had made with Ya'aqob's father Yitshaq and his grandfather Abraham. **(Place Abraham and Yitshaq on board.)** Let's see what happens to Ya'aqob in this story. **(Remove characters from board and place Ya'aqob on board.)**

By now Ya'aqob had been traveling quite a while and figured he must be getting pretty close to his relatives. He looked out into a field and spotted a well there, surrounded by shepherds who were waiting to water their flocks. He asked them if they knew Laban **(place shepherds with sheep on board)**, and the men told him that indeed they did know him. In fact, they were waiting for his daughter Rahel, the shepherdess, to come with her father's flock so that they could remove the stone cover off the well and give their animals some water. **(Place well with cover on board.)** You see, children, back then no one was allowed to use someone's well without permission. And even if you got permission, you still had to wait for the owner to water his animals first. I think this is a very polite thing to do. Don't you?

Ya'aqob was still speaking to the men when Rahel showed up. **(Place Rahel on board.)** He was so happy and excited to see her that he gave her a kiss and told her that he was her father's relative, the son of Ribqah. He helped to take the stone off the well **(remove well with cover and Rahel and place Ya'aqob removing stone from well on board)** so that the sheep could drink. Then Rahel ran and told her father about Ya'aqob's arrival, so Laban came out to greet Ya'aqob as well. **(Place Laban on board.)** Uncle Laban let his nephew stay with him for a month, then asked him if he wanted to settle there and get paid to work for him.

Well, Ya'aqob really loved Rahel, and told Laban he would like to work for him 7 years if Rahel would be given to him as his wife. Now Laban had seen what a great worker his nephew was and thought this was a really good idea. **(Remove all characters from board.)**



After Ya'aqob fulfilled 7 years of working for his uncle, he asked for Rahel's hand in marriage. Laban and his men prepared the wedding celebration, but they didn't tell Ya'aqob about a certain ancient tradition, which was that the elder daughter must be married before the younger one. In those days, brides were so heavily veiled that their faces could not be seen during the wedding ceremony. **(Place Ya'aqob in wedding clothes and veiled woman on board.)** So Ya'aqob did not know that Le'ah was actually the bride under the veil. Imagine Ya'aqob's anger and disappointment when he brought his bride to the wedding tent, only to discover he had married Rahel's older sister, Le'ah, instead! **(Remove veiled woman and place Le'ah on board next to Ya'aqob in wedding clothes.)**

Ya'aqob was definitely mad about this. **(Place angry emoji on board.)** He confronted his uncle about being deceived in this way. **(Remove Ya'aqob in wedding clothes and Le'ah from board and place Ya'aqob and Laban together on board.)** Do you think that Ya'aqob remembered the time that he disguised himself and came to his father pretending to be Esau? Of course, he was only listening to his mother Ribqah, but even so, he did pretend to be someone he wasn't. As the saying goes, "What goes around, comes around." And so now Ya'aqob was stuck with a wife he didn't want. But knowing that he couldn't give her back to her dad, he made the best of it and said that he would agree to work 7 more years for Rahel. Boy, he must have been really in love with her to work for his uncle 7 more years. His uncle told Ya'aqob to give Le'ah one week with him, and then at the end of the week he would give him Rahel as well. But he still had to serve Laban 7 more years in order to pay for Rahel. So Ya'aqob married Rahel at the end of the week and ended up with both sisters. **(Remove Ya'aqob and place Ya'aqob in wedding clothes and Rahel on board and then remove all characters.)**

Now we are told that Le'ah wasn't as pretty as Rahel; so Ya'aqob probably didn't give her as much attention. But Yahweh took care of her by giving her children so that her husband would love her too. Le'ah gave Ya'aqob his first 4 sons - Re'uben, Shim'on, Lewi and Yehudah. **(Place Ya'aqob and Le'ah with 4 sons on board.)**

As you can imagine, when Rahel saw that her sister was having all these sweet little babies, she felt left out. She even got mad at Ya'aqob, as if it was his fault for not giving her babies too. Ya'aqob angrily reminded her that Yahweh is the one who gives the blessing of children. Then Rahel decided to take matters into her own hands. She came up with the idea to give her female servant Bilhah to her husband, because in those days if a wife's female servant bore the husband a child, that child would be born in the name of her mistress. I wonder if she thought about the story of Sarah, and how that ended up? In any case, Bilhah her maid servant had 2 boys, who were named Dan and Naphtali. **(Place Bilhah with 2 sons on board and move Ya'aqob next to them.)** This started wars between the 2 sisters - baby wars!

When Le'ah saw that she had gone a while without babies, she decided to follow her sister's lead and gave her female servant Zilpah to her husband as well. Ya'aqob's next 2 sons were born by Zilpah, who named them Gad and Asher **(place Zilpah with 2 sons on board and move Ya'aqob next to them)**. So the score is now Le'ah 6 and Rahel 2.



Even so, Le'ah kept praying to Yahweh (**place praying emoji on board**) to give her more children. He listened to her (**place listening emoji on board**) and gave her 2 more baby boys, who were named Yissaskar and Zebulun. Her next baby was Ya'aqob's first baby girl, and they called her Dinah (**place Le'ah with 2 sons and Dinah on board and move Ya'aqob next to them**). And now the score is Le'ah 9, while Rahel is still at 2.


But at last Yahweh allowed Rahel herself to give Ya'aqob a baby boy. They named their son Yoseph (**place Rahel with Yoseph on board and move Ya'aqob next to them**). So Ya'aqob now has 11 sons and 1 daughter. (**Remove all emojis from board and point to Ya'aqob and to all his family**). We already know that Rahel will have 1 more son named Binyamin, but we will learn more about his birth in another parsha.

In this story we can see Yahweh's faithfulness to His promises. He had told Yitshaq's grandfather Abraham that He was going to increase his seed as the stars of the heavens and sand on the seashore (**place stars in heavens and sand on seashore scene on board**). Ya'aqob started out as a man with many fears, but through his faithfulness and trust Yahweh chose him to be the father of the 12 tribes of Yisra'el which we will learn more about in another parsha.

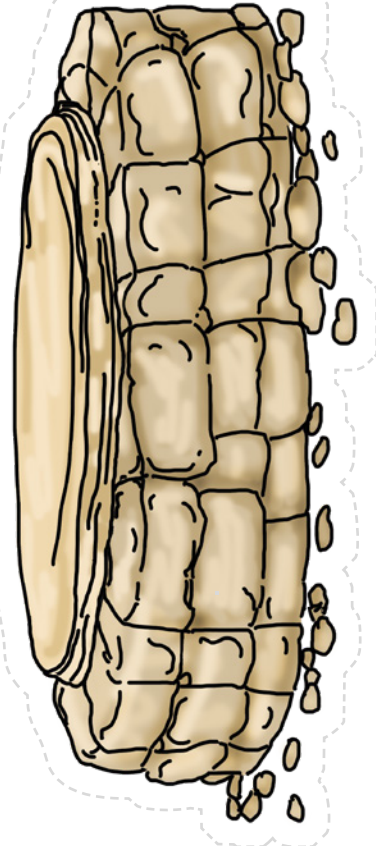
Well children, we have come to the end of our story for today. We will see you next week for another exciting Little Gems story!



Shepherds with sheep



Well with cover



Praying emoji




Listening emoji



Ya'aqob removing stone from well



Angry emoji




Abraham




Yitshaq



Ya'aqob




Zilpah with 2 sons



Le'ah with 2 sons and Dinah



Laban



Ya'aqob in wedding clothes



Rahel



Veiled woman



Le'ah



Rahel with Yoseph



Bilhah with 2 sons

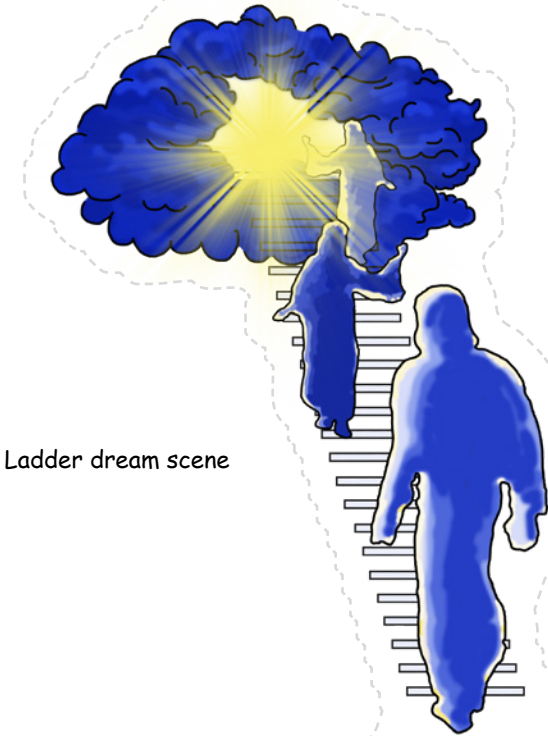


Le'ah with 4 sons


Stars in heavens




Ladder dream scene



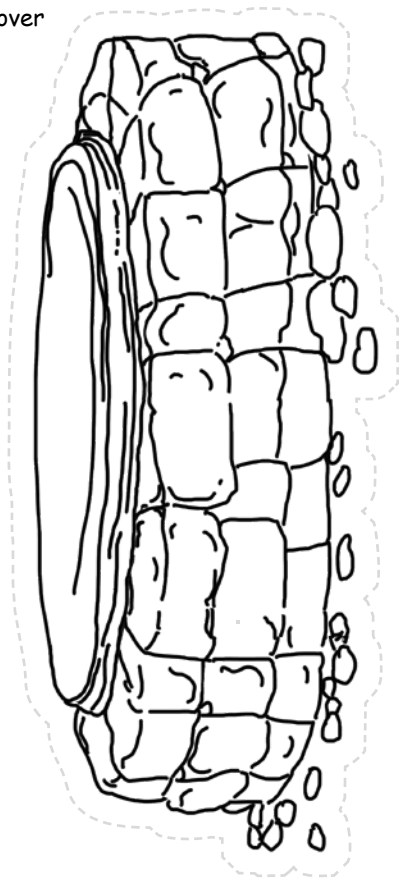
Sand on seashore scene




Shepherds with sheep




Well with cover



Praying emoji




Listening emoji



Ya'aqob removing stone from well



Angry emoji




Abraham




Yitshaq



Ya'aqob



Zilpah with 2 sons



Le'ah with 2 sons and Dinah



Lavan



Ya'aqob in wedding clothes



Rahel




Veiled woman



Le'ah



Rahel with Yoseph




Bilhah with 2 sons




Le'ah with 4 sons


Stars in heavens



Ladder dream scene



Sand on seashore scene

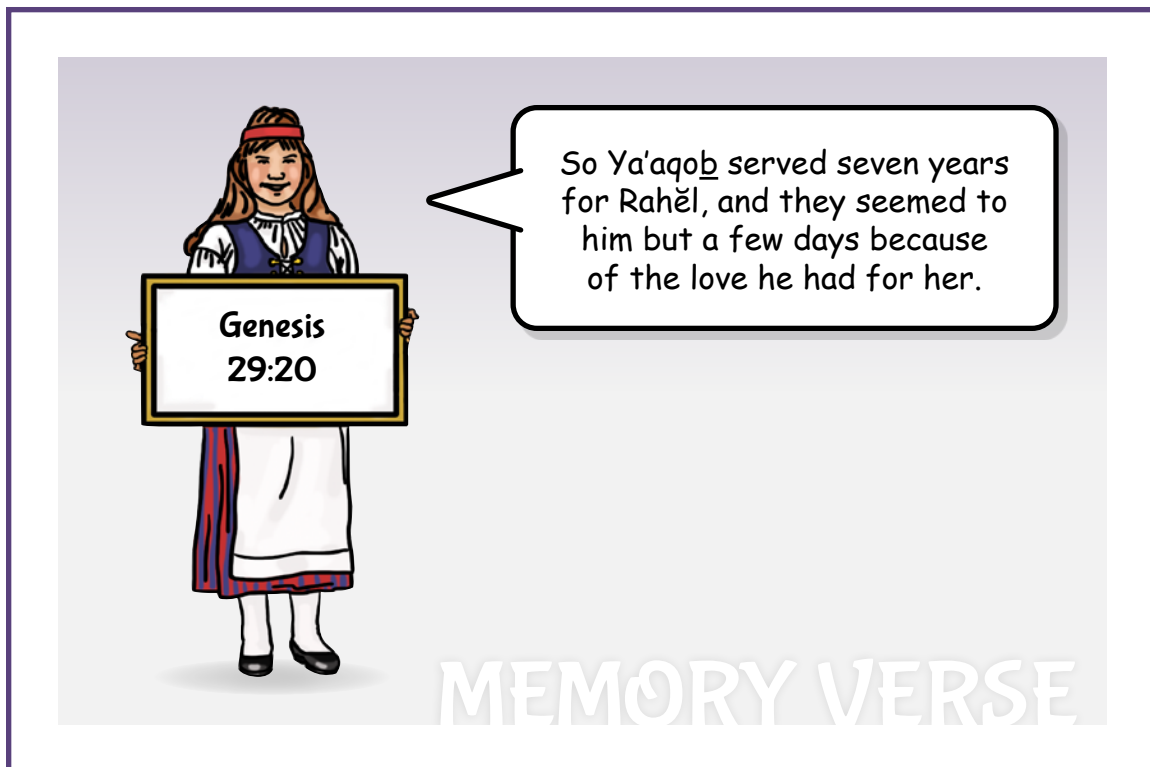


Counting What You Gained


This next section is intended to be reinforcement of the lessons learned during this parsha. Choose the activities that best fit your child.

STORING UP TREASURE IN MY HEART

The Katan Aleph memory verse for this Torah portion is *Genesis 29:20*. If they have not already done so, begin to help them to memorize the verse. Be creative and try acting it out, or putting it to music.



Use this space to draw a picture of the verse memorized.



Use this space to write out the verse memorized.



SEEKING TREASURE

Circle the correct choices.

1. What did Ya'aqob do to help Rahel? (29:10)



2. In order to marry Rahel, Ya'aqob agreed to serve Laban this many years. (29:18, 20)



3. Whom did Laban give to Ya'aqob as his bride after 7 years? (29:23)



Bilhah



Le'ah



Rahel



Zilpah

4. How many total years did Ya'aqob serve Laban for Rahel? (29:27, 30)



5. Who was Le'ah's female servant? (29:24)



Bilhah



Le'ah



Rahel



Zilpah

SEEKING TREASURE

Circle the correct choices.

6. Who was Rahel's female servant? (29:29)



Bilhah



Le'ah



Rahel



Zilpah

7. How many children did Bilhah give Ya'aqob? (30:5, 7)



8. How many children did Zilpah give Ya'aqob? (30:10, 12)



9. How many total children did Le'ah give Ya'aqob? (30:20-21)




10. How many children did Rahel give Ya'aqob in this parsha? (30:23)



WORD SEARCH

Search for the hidden words from this week's parsha.



FATHER

MOTHER

SON

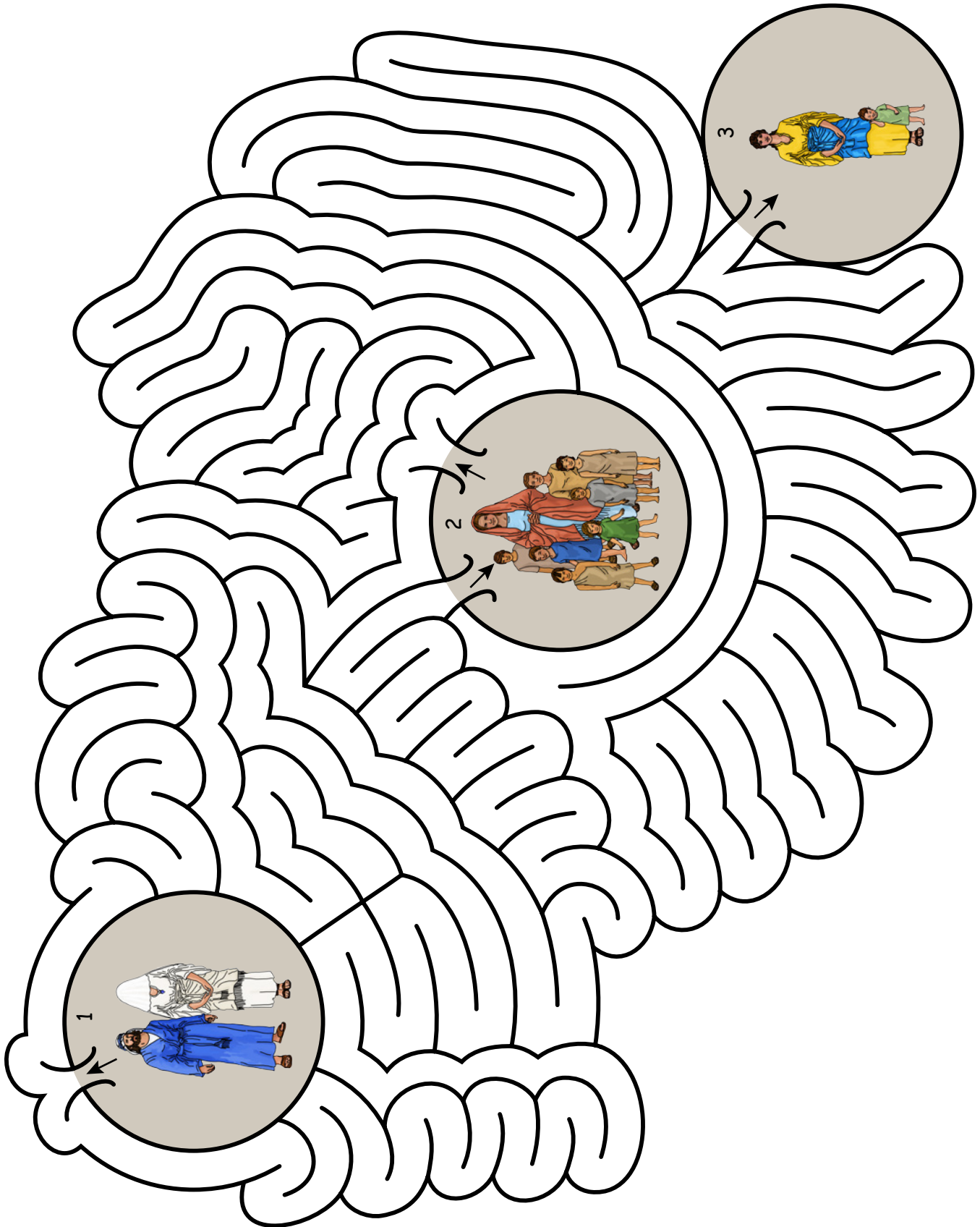
DAUGHTER

BROTHER

SISTER



MAZE



Precious Possessions

CRAFT

Materials:

- Copy paper
- Craft sticks - jumbo (18)
- Masking tape
- Clear tape
- Double-sided tape
- Scissors
- Colored pencils, crayons or markers
- Optional: Black permanent marker
- Craft Templates: A (BW) or B (color)

Parent/Teacher Preparation:

- Print Craft Templates of choice on copy paper.
- Depending on skill of child, you may need to assist them in cutting the craft sticks.

Ya'aqob and Family

Genesis 29:32-35; 30:4-8, 9-13, 17-21, 24



Instructions for the Craft:

- If using BW Template, color using medium of choice.
- Cut out all Template pieces. (see P3)
- After cutting out characters, use them as a guide to measure and cut craft sticks the correct length. (P1)
- Lay out cut craft sticks and characters in this order: (P2)
 - Asher, Gad, Zilpah, Dinah, Zebulun, Yissaskar, Yehudah, Lewi, Shim'on, Re'uben, Le'ah, Ya'aqob, Rahel, Yoseph, Binyamin, Bilhah, Dan, Naphtali
- Arrange the pre-cut craft sticks into pairs. Make sure the bottom edges of the craft sticks line up. (P3)



P1



P2

- Pair 1: Asher, Gad
Pair 2: Zilpah, Dinah
Pair 3: Zebulun, Yissaskar
Pair 4: Yehudah, Lewi
Pair 5: Shim'on, Re'uben
Pair 6: Le'ah, Ya'aqob
Pair 7: Rahel, Yoseph
Pair 8: Binyamin, Bilhah
Pair 9: Dan, Naphtali



P3

Instructions for the Craft Cont'd:

- Cut masking tape to connect each pair of sticks. Do not have masking tape come to the end of the craft sticks. Leave about 1/2 an inch from the ends. (P4)
- Match up the craft stick pairs with the characters before adhering them. (P5)
- Roll double-sided tape over the masking tape onto the paired sticks and place paired characters 1-9 on them. (P6, P7)
- After adhering the characters, turn all craft sticks over so that the back of the craft sticks without the images is facing you.
- You are now ready to connect all the sticks. Tear off a piece of clear tape and place between each pair. For example you would place a piece of tape between sticks 2 & 3, 4 & 5, 6 & 7, etc... Do this to all the pairs until done. You will not have any tape on the end sticks. (P8)
- Accordion fold all of the sticks when you are done so that they will stand up well. This also helps when storing the craft. (P9, P10)
- If you choose to write the names of the characters on the back of the sticks, place a piece of masking tape on the back of each stick and write their names with permanent marker. Writing on the sticks directly causes the ink to soak into the wood and blur. (P11)



P4



P5




P6



P7



P8



P9

** Although Binyamin is not yet born in this parsha, we have included him to complete the family.*

You now have a visual representation of Ya'aqob's family.

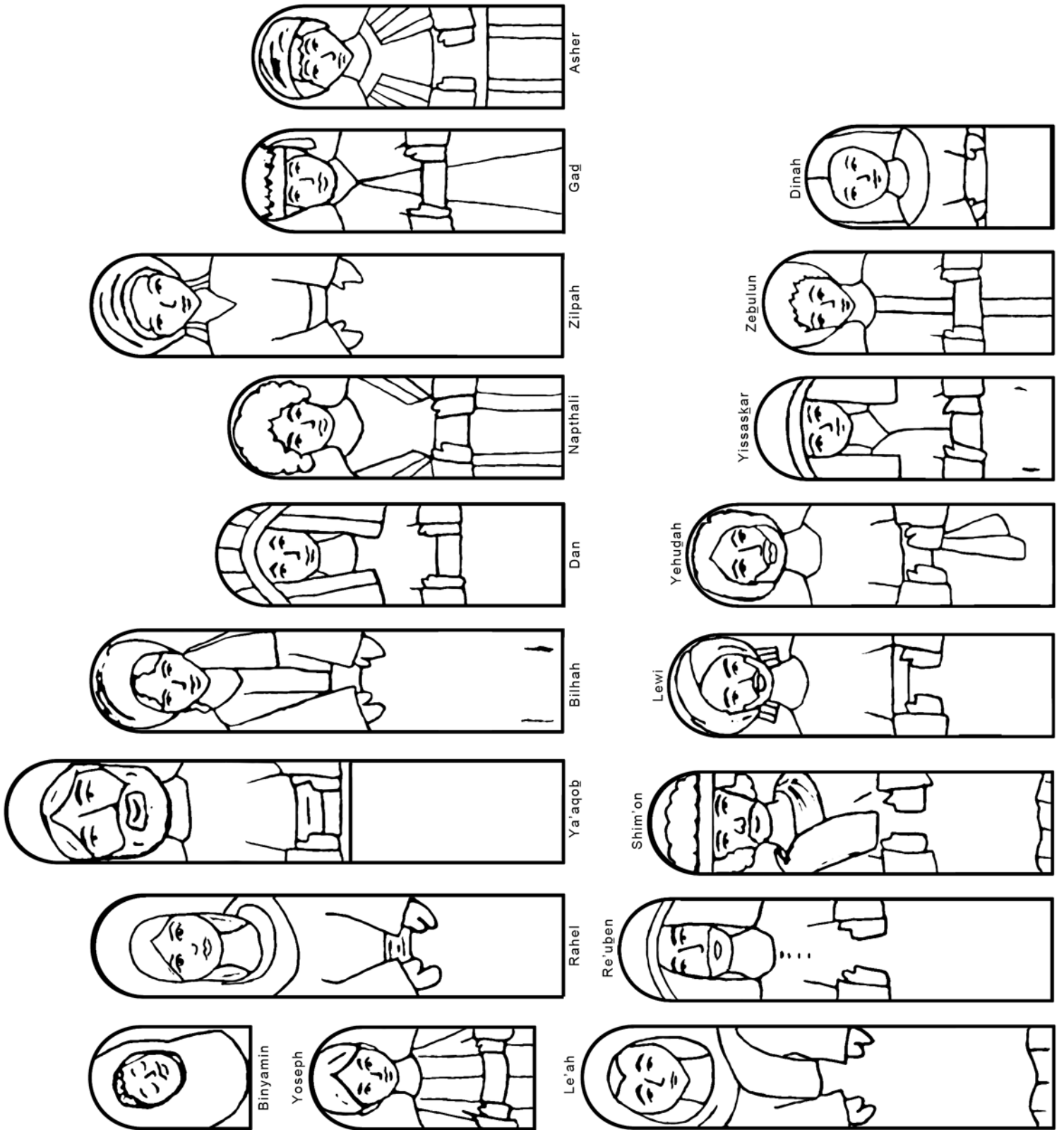


P10

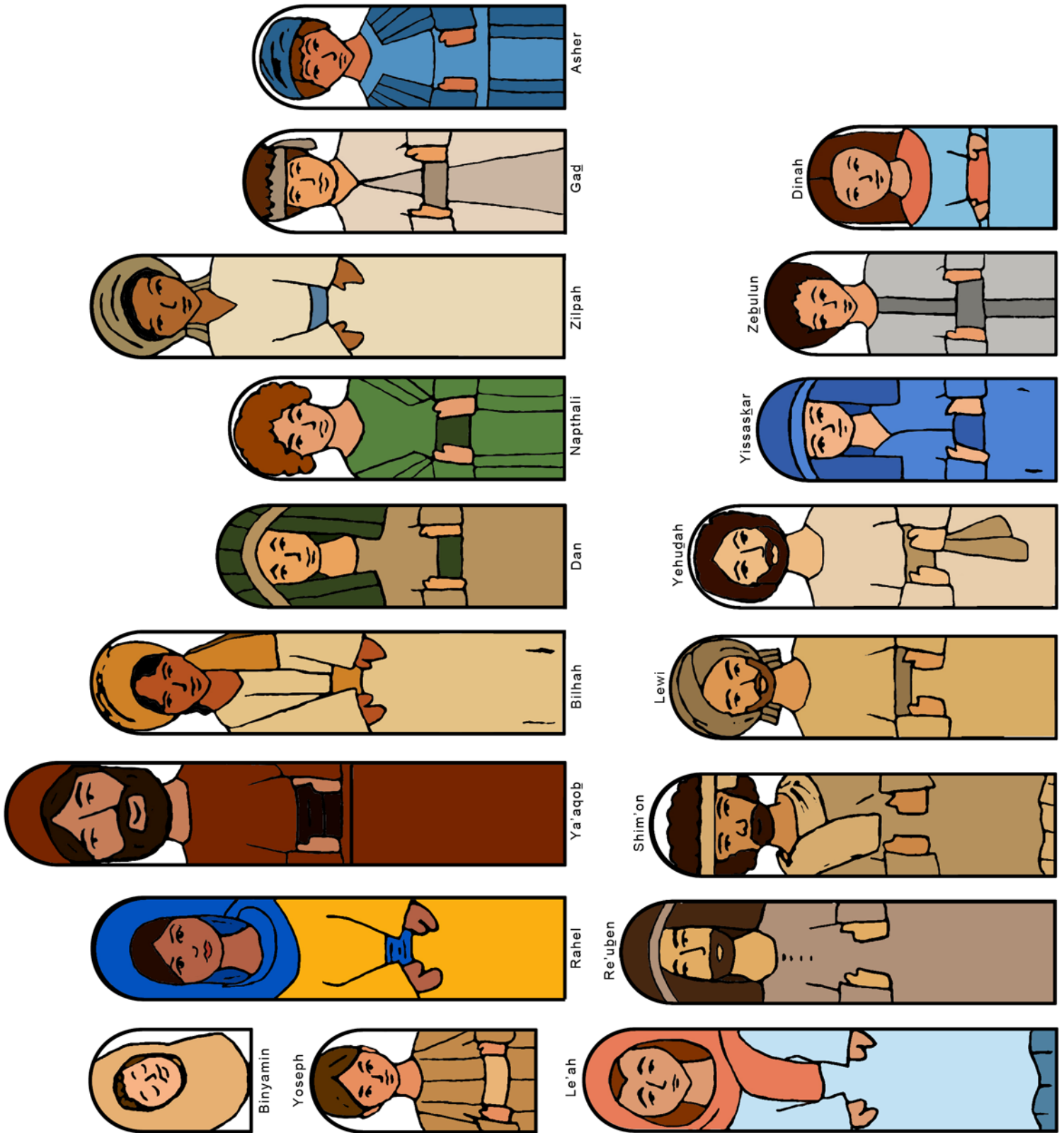



P11

Craft Template A (BW)



Craft Template B (color)





Sweetness of Torah

SWEET SOUNDS OF TORAH

(Sing Praises to His Name)

Here is the link for this song:

https://www.podomatic.com/podcasts/steveberkson/episodes/2019-11-28T09_00_00-08_00

Jacob and Sons

Jacob was the founder of a whole new nation
Because of the number of children he'd had
He was also known as Israel but most of the time
His sons and his daughter used to call him dad
Jacob, Jacob and sons, men of the field and men of the crook
Jacob, Jacob and sons, a remarkable family in anyone's book

Reuben was the eldest of the children of Israel,
With Simeon and Levi and Judah next
Dan and Naphtali, then Gad and Asher
Issachar and Zebulun took the total to ten
Jacob, Jacob and sons, then Dinah his daughter, which leaves only one
Jacob, Jacob and sons, Joseph - Jacob's favorite son

Jacob, Jacob and sons (Repeat 3X)



Crook = the hooked staff of a shepherd

SWEET TASTE OF TORAH

This snack relates to this week's parsha. Please take these as suggestions and make necessary changes based on your individual dietary needs.

Ya'aqob's Children

Genesis 29:32-35; 30:5-8, 10-13, 17-24



Ingredients:

- Buy cake mix of your choice and follow directions.

Butter Cream Frosting:

- 3 c. confectioner's sugar
- $\frac{1}{2}$ c. butter
- 1 tsp. vanilla
- 4 Tbsp. evaporated milk
- Food coloring (of choice for hair)
- Optional: candy eyes

Instructions:

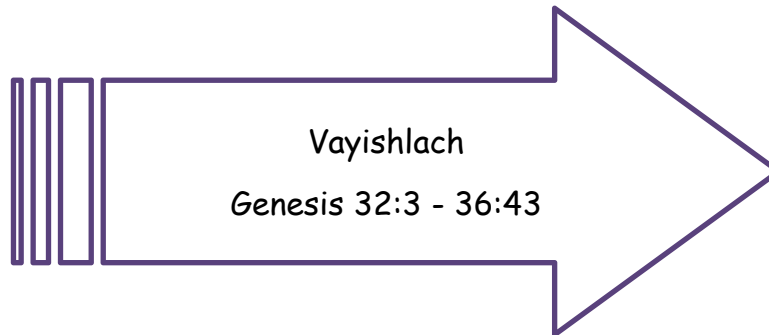
Add 3 c. confectioner's sugar to bowl. Add $\frac{1}{2}$ c. butter, 1 tsp. vanilla, 4 Tbsp. evaporated milk. In a food processor combine all ingredients; process for 2 min. Add food color of your choice for hair.

Design and decorate to create as many babies as you would like.

(You can put a dot of blue or brown food coloring for eyes or use candy eyes).

Next Week's Treasure Hunt

Next Week's Torah Portion



Suggested Reading Schedule

Monday:	Gen. 32:3-32	Ya'aqob <u>u</u> prepares to meet Esaw; Ya'aqob <u>u</u> wrestles with a 'Man' until day break and gets his hip dislocated; Ya'aqob <u>u</u> 's name is changed to Yisra'el
Tuesday:	Gen. 33	Ya'aqob <u>u</u> and Esaw are reunited
Wednesday:	Gen. 34	Dinah's story
Thursday:	Gen. 35	Ya'aqob <u>u</u> keeps his promise to return to Beyth El; Rahel dies after Binyamin is born; Yitshaq dies
Friday:	Gen. 36	Genealogy of Esaw, father of the Edomites