

Parsha Pearls

Vayitzei

"He Went Out"

Genesis 28:10 - 32:2

Katan Bet/Gadol



In This Edition:

7.2 - Baby Wars

Genesis 29; 30:1-13, 17-24



Table of Contents

Parsha Pearls is a comprehensive resource that allows for complete customization by the parent. We understand that if you were to strive to accomplish all aspects of each lesson in one day it would be unrealistic and also overload for the child. It is our intention that this be used 'a la carte' so that it suits your specific needs. Our site caters to printing only the pieces you choose.

This page will provide quick links to get to the portion of the document for which you are looking. When you hover over the title a finger will appear. Click on it and you will be taken directly to that page.

If you are new to Parsha Pearls, we have created an [Introduction](#) document outlining how to use our lessons, as well as a [Scriptural Inspiration](#) document, which explains our titles and the Scriptural inspiration for them. We pray that Parsha Pearls blesses your home and that your children will grow to love the Word and to never depart from keeping Torah. As always, feel free to email us at parshapearls@mtoi.org if you have any questions.

Pearl Seeking (The Main Lesson)	3
➤ Treasuring His Word (Overview of the Parsha)	3
➤ Parsha Points (Main Lesson Content)	3
➤ Digging Deeper (Thought Provoking Questions)	5
Searching Out Hebrew (Reading & Writing)	6
➤ Words	6
➤ Numbers	6
➤ Word Match	7
➤ Flashcards	8
➤ Writing Hebrew	10
Counting What You Gained (Worksheets)	12
➤ Storing Up Treasure In My Heart (Memory Verse)	12
➤ Seeking Treasure (Questions from the Parsha)	14
➤ Word Search	16
➤ Crossword Puzzle	18
➤ Maze	22
Precious Possessions (Arts & Crafts)	23
➤ Notebook Page	23
➤ Coloring Page	29
Sweetness of Torah	30
➤ Sweet Sounds of Torah (Song Corresponding to the Parsha)	30
➤ Sweet Taste of Torah (Snack Corresponding to the Parsha)	31
Next Week's Treasure Hunt (Looking Ahead to Next Week's Parsha)	32



Pearl Seeking

TREASURING HIS WORD

Let's do a quick overview of the entire Torah portion:

Monday:	Gen. 28:10-22	Ya'acob's dream at Beyth El and his promise to Yahweh
Tuesday:	Gen. 29	Ya'acob meets Rahel; Laban deceives Ya'acob; Wages and serving for Rahel; Le'ah has 4 sons
Wednesday:	Gen. 30	More wives, more sons and a daughter; Ya'acob wants to leave with his family; Outwitting Laban and his games
Thursday:	Gen. 31:1-21	Ya'acob takes his portion and family and leaves; Rahel steals the house idols from her father
Friday:	Gen. 31:22 -32:2	Laban tries to get his family and his idols back; An agreement is made between Ya'acob and Laban

In parsha Toldot 6.1 Ya'acob took his brother Esaw's birthright and deceived his father Yitshaq in order to receive the eldest brother's blessing. In parsha Vayitzei 7.1 Ya'acob was sent away to his mother's relatives to escape Esaw's wrath. On the way, he had a dream wherein Yahweh made a covenant with Ya'acob, just as He did with his grandfather Abraham and his father Yitshaq. In this week's Parsha Pearls lesson, Ya'acob arrives at his destination - the home of his uncle Laban and his 2 daughters, Le'ah and Rahel. He will go there empty-handed, but will leave with many possessions. Now, let's read Gen. 29: 30:1-13, 17-24.

PARSHA POINTS

- On his way to his mother's (**em**) relatives, Ya'acob encountered some shepherds at a well and greeted them as brothers (**ach**). He asked them if they knew Laban, son (**ben**) of Nahor - 29:5
- The men replied that they did know Laban, and that his daughter (**bat**) Rahel would soon be coming to the well with the sheep - 29:6
- When Rahel arrived with the sheep, Ya'acob rolled (**galal**) the stone (**evan**) from the well so that she could give the flock some water - 29:10
- Meeting Rahel was a highly emotional moment for Ya'acob. He gave her a kiss and told her that he was her father's (**av**) relative - 29:11-12
- When Laban heard that Ya'acob was his sister's (**achot**) son, he ran to meet him with a hug and a kiss, then brought him back to his home - 29:13



- After Laban had hosted Ya'aqob for a month, he asked Ya'aqob what wages he would require to work for him. Ya'aqob answered that he would serve Laban 7 (sheva) years if he would give him his daughter Rahel - 29:14-18
- Laban reasoned that it was better that he give her to Ya'aqob rather than any other man, so he agreed to give Rahel to Ya'aqob after he had worked for 7 years - 29:19
- Laban also had an older daughter whose name was Le'ah. She had 'weak eyes' (an idiom for suggesting that she was plain or not pretty), whereas Rahel was described as very beautiful - 29:17
- The 7 years that Ya'aqob worked for Laban seemed to go by fast because of the love he felt for Rahel - 29:20
- After his days were completed, he asked Laban to give him Rahel for his wife - 29:21
- Laban gathered his men together and made a great feast for this wedding celebration - 29:22
- However, that night Laban did not give Ya'aqob Rahel for his wife as he had said, but instead deceived Ya'aqob and gave him Le'ah the elder sister - 29:23
- Along with Leah, a female servant named Zilpah was provided to attend her - 29:24
- In the morning, Ya'aqob was shocked to discover that he'd been given Le'ah, not Rahel. He was very upset over this deception - 29:25
- Laban justified his actions by informing Ya'aqob that the custom was to marry off an elder daughter first - 29:26
- He soothed Ya'aqob by offering to give him Rahel at the end of the week as well, but only if he would serve Laban yet another 7 years - 29:27
- Ya'aqob loved Rahel so much that he agreed to this plan - 29:28
- Laban also gave his daughter Rahel a female servant by the name of Bilhah - 29:29
- Although Leah was unloved by Ya'aqob, Yahweh opened up Le'ah's womb and closed up Rahel's - 29:31
- Le'ah gave Ya'aqob (29:32-35):
 - his 1st son, Re'uben - (meaning, 'look or behold a son')
 - his 2nd son, Shim'on - (meaning, 'hearing or listen')
 - his 3rd son, Lewi - (meaning, 'joined or united')
 - his 4th son, Yehudah - (meaning, 'praise')
- Rahel became envious of her sister's fertility, and pleaded with her husband to also give her a child - 30:1
- But Ya'aqob was angry with Rahel for blaming him for her barrenness. He stated that Yahweh Himself had withheld children from her; only He could decide to open up her womb to conceive children - 30:2
- Rahel then told Ya'aqob to take her female servant Bilhah and have children by her so that Rahel could call them her own - 30:3



- Bilhah gave Ya'aqob (30:4-8):
 - his 5th son, Dan - (meaning, 'to judge')
 - his 6th son, Naphtali (meaning, 'wrestle' or 'struggle')
- At this point, Le'ah stopped having children, so she gave her female servant Zilpah to Ya'aqob to bear him children in her name - 30:9
- Zilpah gave Ya'aqob (30:10-13):
 - his 7th son, Gad - (meaning, 'fortune')
 - his 8th son, Asher - (meaning, 'blessed' or 'happy')
- Le'ah conceived again and gave Ya'aqob (30:17-21):
 - his 9th son, Yissaskar - (meaning, 'hire')
 - his 10th son, Zebulun - (meaning, 'dwelling')
 - his 1st daughter, Dinah
- Then Yahweh opened up Rahel's womb, and she gave Ya'aqob (30:22-24):
 - his 11th son, Yoseph - (meaning, 'add')



DIGGING DEEPER

Parents/Teachers may choose to use these prompts for further discussion of the Torah portion.

- In previous parshas we looked at several stories about wells (Abraham's servant meets Ribqah at a well; Abraham and Yitshaq both have conflict with Sovereign Abimelek over wells). In this parsha we read that Ya'aqob helped Rahel give her sheep water by removing the stone from a well. Research the importance of wells (similar to the town square) and the protocol for using someone's well. What were the rights of the well's owner? (29:1-10) Notice that the men could not water their sheep until Rahel showed up. (29:8)
- In Genesis 29:5, Ya'aqob ask the shepherds if they know Laban, calling him the son of Nahor. Yet we are told in previous chapters that Laban was the son of Bethu'el, whose father was Nahor. (24:15) Discuss the tradition referring to the father of the clan one was from rather than to the actual parent.
- Remember that Ya'aqob had deceived his own father by pretending to be Esaw. Do you think that Ya'aqob was getting his just rewards when Laban did the same thing to him by disguising his daughter Leah as her sister Rahel, the intended bride?
- In this parsha we see both sisters driven by their competition to give children to Ya'aqob. Each of them presents her female servant to Ya'aqob as a concubine, in order to get offspring through her servant. Compare this to Sarah, who also took matters into her own hands by giving her female servant to Abraham. What were the ramifications of that choice? Do you think these wives had a lack of faith?

Searching Out Hebrew

Parents/Teachers can print out the '[Hebrew Pronunciation Guide](#)' to help with the pronunciation of Hebrew names and words. They can be cut out and used in conjunction with the Flashcards.

WORDS

Parents/Teachers see the following page for 3 x 5 card cut outs of the words from this week's parsha. If printed on cardstock, they can be kept in a box to reinforce learning.

Em (**אִם**) - mother

Evan (**אֶבֶן**) - stone

Galal (**גָּלַל**) - roll

Ach (**אָח**) - brother

Bat (**בַּת**) - daughter

Av (**אָב**) - father

Achot (**אָחוֹת**) - sister

Ben (**בֶּן**) - son

NUMBERS

Parents/Teachers can print out these numbers to have as additional resources. These can be found under the 'Resources' tab on the YMTOI website.

7 - sheva



WORD MATCH

Match this week's Hebrew words to their correct definition.

Ach

Brother

Achot

Daughter

Av

Father

Bat

Mother

Ben

Roll

Em

Sister

Evan

Son

Galal

Stone



FLASHCARDS

אבן
Evan
E-van
stone

אח
Ach
brother

אם
Em
mother

גלגל
Galal
Ga-lal
roll



אב

Av

father

בן

Ben

son

בת

Bat

daughter

אחות

Achot

A-chot

sister



WRITING HEBREW

Evan (stone)

אבן
Nun Sofit Vet Aleph

Ach (brother)

אח
Chet Aleph

Em (mother)

אם
Mem Sofit Aleph

Galal (roll)

גלל
Lamed Lamed Gimmel



Av (father)

אב
Vav Aleph
א

Ben (son)

בן
Nun Softi Bet
ב

Bat (daughter)

בת
Tav Bet
ב

Achot (sister)

אחות
Tav Vav Chet Aleph
ח




Counting What You Gained

This next section is intended to be reinforcement of the lessons learned during this parsha. Choose the activities that best fit your child.

STORING UP TREASURE IN MY HEART

The Katan Bet and Gadol memory verse is *Genesis 29:13*. You can review the verse with them by reciting it out loud, acting it out, putting it to music...whatever works for you.



Genesis
29:13

And it came to be, when Laban heard the report about Ya'aqob his sister's son, that he ran to meet him, and embraced him and kissed him, and brought him to his house. Then he told Laban all these matters.

MEMORY VERSE

Use this space to draw a picture of the verse memorized.

Use this space to write out the verse memorized.

Series of horizontal lines for writing the verse.



SEEKING TREASURE



1.

Ya'aqob was on his way to _____.

Circle the correct choice.

Beyth El Be'ersheba

Haran Jerusalem

(29:4)




2.

The men told Ya'aqob that they were NOT allowed to water their sheep until all the flocks were gathered together.

T / F

(29:8)



3.


Rahel was a _____.

Circle the correct choice.

Seamstress Baker

Model Shepherdess


(29:9)



4.

And it came to be, when _____ heard the report about _____ his sister's _____, that he ran to meet him, and _____ him and _____ him, and brought him to his _____.

(29:13)



5.

What are the names of Laban's daughters?

(29:16)



6.

Ya'aqob served Laban for how many years to marry Rahel?

(29:18, 20)

7.



Who was Leah's female servant?

Circle the correct choice.

Hagar Bilhah Zilpah Mahlah

No'ah Hoglah Milkah Tirtsah

(29:24)

8.



Who was Rahel's female servant?

Circle the correct choice.

Hagar Bilhah Zilpah Mahlah

No'ah Hoglah Milkah Tirtsah Dinah

(29:29)


9.



What were the names of Leah's sons?

(29:32-35; 30:17-20)


10.



What were the names of Bilhah's sons?

(30:5-8)

11.



What were the names of Zilpah's sons?

(30:10-13)

12.



What was the name of Leah's daughter?

Circle the correct choice.

Hagar Bilhah Zilpah Mahlah

No'ah Hoglah Milkah Tirtsah Dinah

(30:21)

13.



What was the name of Rahel's firstborn?

(30:23-24)



WORD SEARCH

Search for the hidden words from this week's parsha.




YA'AOBU
 LABAN
 RAHEL
 LE'AH
 WELL
 STONE
 SHEPHERDESS

RE'UBEN
 SHIM'ON
 LEWI
 YEHUDAH
 BILHAH
 DAN
 NAPHTALI

ZILPAH
 GAD
 ASHER
 YISSASKAR
 ZEBULUN
 DINAH
 YOSEPH



Answer Key



YA'AQOB
 LABAN
 RAHEL
 LE'AH
 WELL
 STONE
 SHEPHERDESS


RE'UBEN
 SHIM'ON
 LEWI
 YEHUDAH
 BILHAH
 DAN
 NAPHTALI

ZILPAH
 GAD
 ASHER
 VISSASKAR
 ZEBULUN
 DINAH
 YOSEPH



CROSSWORD PUZZLE

Complete the crossword using words from this week's parsha.



Down

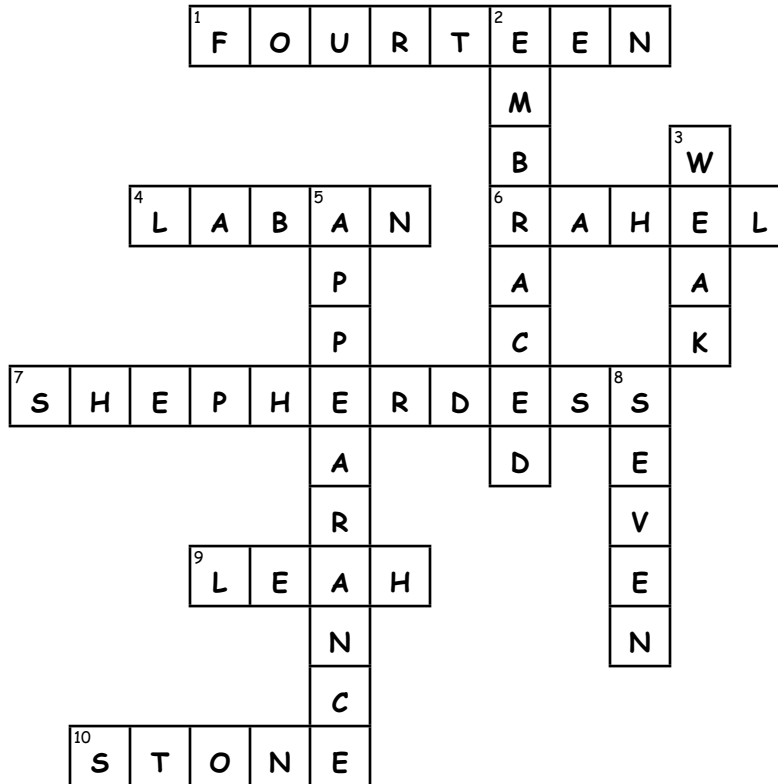
1. How long did Ya'aqob end up serving Laban for Rahel?
4. Ya'aqob asked the shepherds if they knew _____.
6. The men told Ya'aqob that _____ was coming with the sheep.
7. Rahel was a _____.
9. Laban gave Ya'aqob _____ instead of Rahel.
10. A large _____ was on the well's mouth.

Across

2. Laban ran to meet Ya'aqob and _____ him and kissed him.
3. Le'ah was described as having _____ eyes.
5. Rahel was described as lovely of form and _____.
8. Ya'aqob served for Rahel _____ years.



Answer Key



Down

1. How long did Ya'aqob end up serving Laban for Rahel? **fourteen**
4. Ya'aqob asked the shepherds if they knew **Laban**.
6. The men told Ya'aqob that **Rahel** was coming with the sheep.
7. Rahel was a **shepherdess**.
9. Laban gave Ya'aqob **Le'ah** instead of Rahel.
10. A large **stone** was on the well's mouth.


Across

2. Laban ran to meet Ya'aqob and **embraced** him and kissed him.
3. Le'ah was described as having **weak** eyes.
5. Rahel was described as lovely of form and **appearance**.
8. Ya'aqob served for Rahel **seven** years.



CROSSWORD PUZZLE

Complete the crossword using words from this week's parsha.



Down

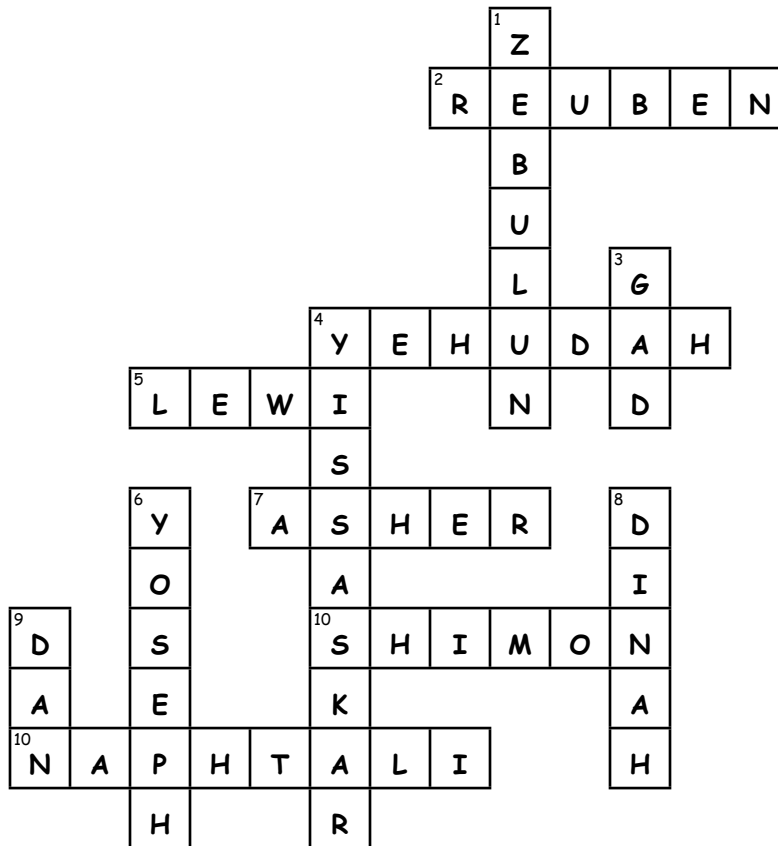
2. Le'ah's firstborn son.
4. Le'ah's fourth son.
5. Le'ah's third son.
7. Zilpah's second son.
10. Le'ah's second son.
11. Bilhah's second son.

Across

1. Le'ah's sixth son.
3. Zilpah's firstborn son.
4. Le'ah's fifth son.
6. Rahel's firstborn son.
8. Le'ah's daughter.
9. Bilhah's firstborn son.



Answer Key



Down

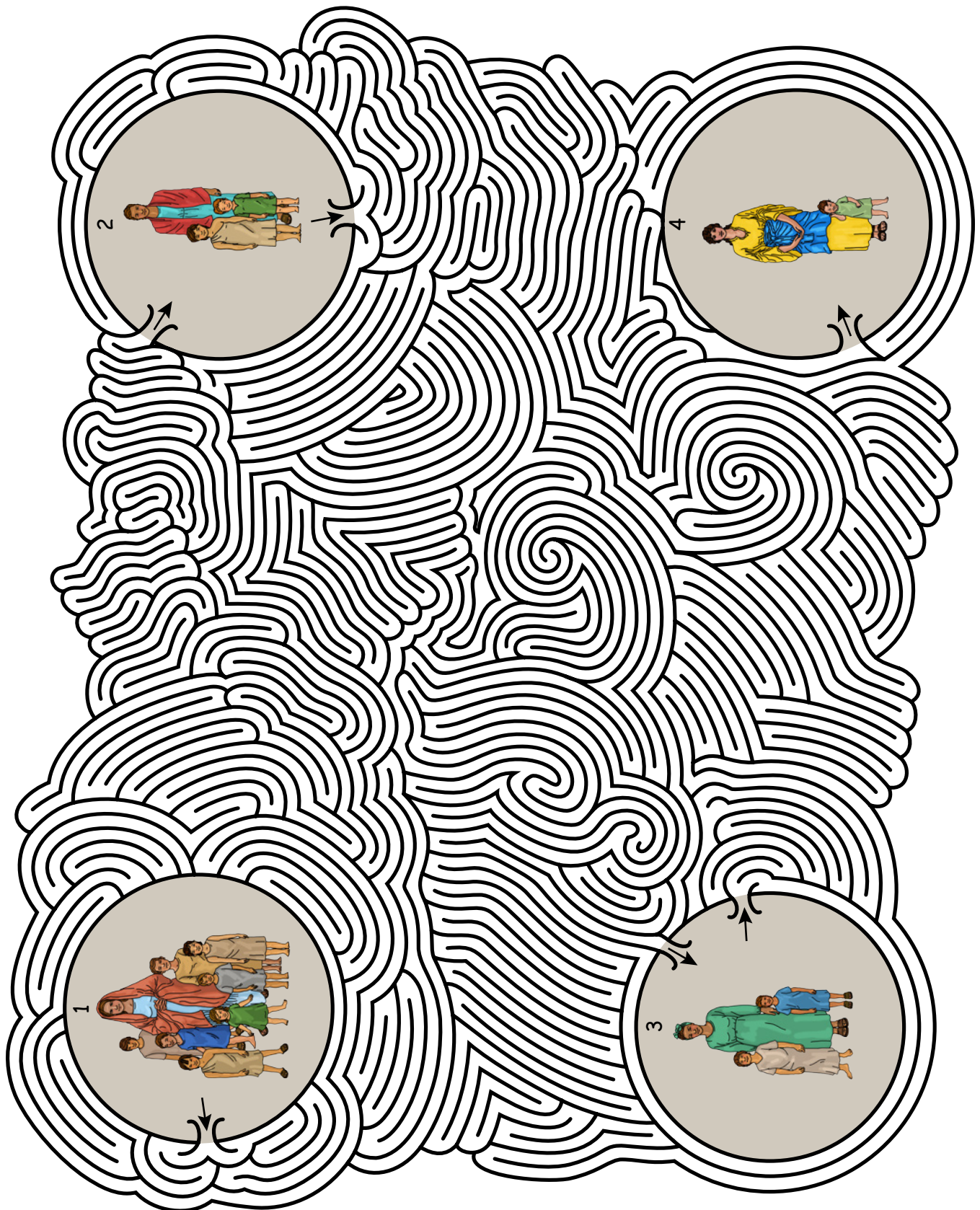
2. Le'ah's firstborn son. [Re'uben](#)
4. Le'ah's fourth son. [Yehudah](#)
5. Le'ah's third son. [Lewi](#)
7. Zilpah's second son. [Asher](#)
10. Le'ah's second son. [Shim'on](#)
11. Bilhah's second son. [Naphtali](#)

Across

1. Le'ah's sixth son. [Zebulun](#)
3. Zilpah's firstborn son. [Gad](#)
4. Le'ah's fifth son. [Yissaskar](#)
6. Rahel's firstborn son. [Yoseph](#)
8. Le'ah's daughter. [Dinah](#)
9. Bilhah's firstborn son. [Dan](#)



MAZE



Precious Possessions

NOTEBOOK PAGE

Materials:

- Cardstock - white
- Yarn - 9" long
- Tissue paper
- Glitter glue or sequins - blue
- Brads
- X-acto knife
- Glue stick
- Scissors
- Coloring pencils, crayons or markers
- Notebook Templates: Main Page & A (BW) or Main Page & B (color)

Bride Switch

Genesis 29:22-23, 25-27



Parent/Teacher Preparation:

- Print Notebook Templates of choice on white cardstock.
- Depending on the skill of the child, you may need to cut the opening slit.



P1

Instructions for the Notebook Page:

Main Page


- If using BW Templates, color using medium of choice.
- Cut out Le'ah and Rahel - cut as close to the picture as possible. (P1)
- Using an X-acto knife, cut out a door on the cut lines. (P2a, P2b)
- Using a puncturing tool, make holes on the 'x' spots above and below the door. (P2c)
- Using a ruler, cut 2 pieces of yarn 9" long. (P3)
- Apply glue to the back of Rahel and place the piece of yarn from head to toe, extending the yarn equally on both ends of the cut out. (P4)
- Apply glue to the back of Le'ah. (P5)
- Place Le'ah on top of the yarn and Rahel piece making sure to line them up evenly. (P6)



P2a



P2b



P2c



P3



P4

P5

P6

Instructions for the Notebook Page cont'd:

- Push a brad through the 'x' openings.
- Turn page over and wrap the yarn around each brad. (P7a, P7b)
- When you turn the page over and open the door you will be able to flip the sisters to reveal Rahel or Le'ah for the 'Bride Switch'. (P8a, P8b)



P7a

P7b

Embellishing the Bride and Groom

- Cut a piece of tissue paper and run a line of glue across the top of the veil. Draw the ends of the tissue together to form a veil over the bride's face. (P9a, P9b)
- Apply blue glitter glue to the gem on the bride as well as the robe and head piece of the groom. (P10a, P10b)
- Apply clear sparkly glitter glue to the wedding dress of the bride. (P11)



P8a



P8b

Hebrew Words

- Write the following directly on the Main Page or on a piece of colored cardstock and glue to the page:

- | | | |
|-----------|---------|-------------------|
| ➤ 1) Av | 2) אב | 3) Father (P12) |
| ➤ 1) Bat | 2) בת | 3) Daughter (P13) |
| ➤ 1) Ahot | 2) אחות | 3) Sister (P14) |



P9a

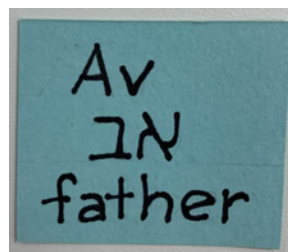
P9b




P10a

P10b

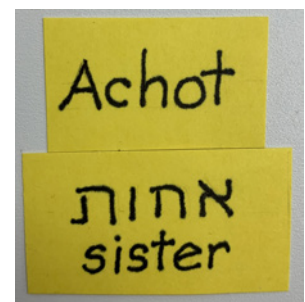
P11



P12

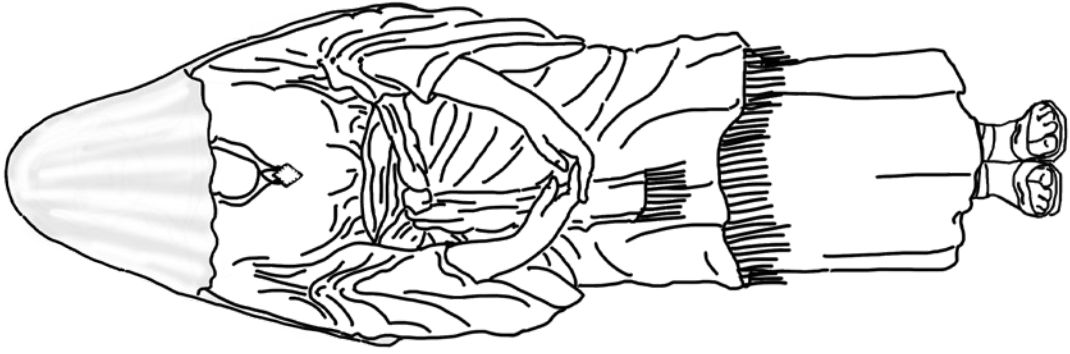


P13

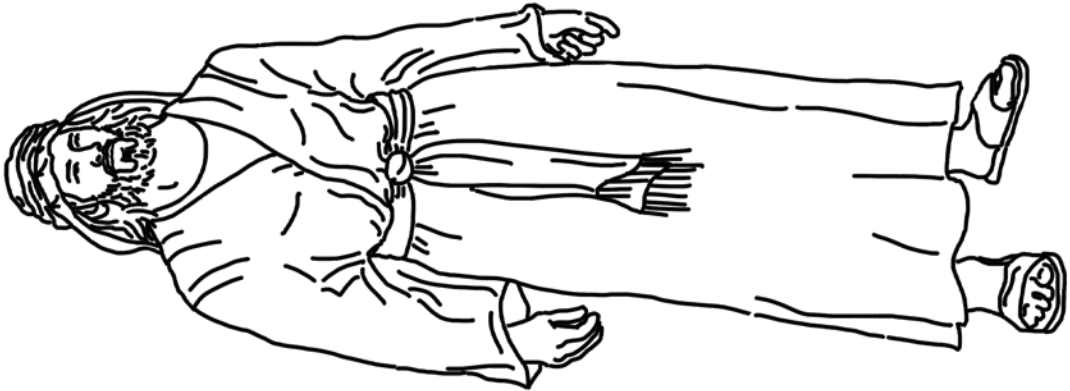


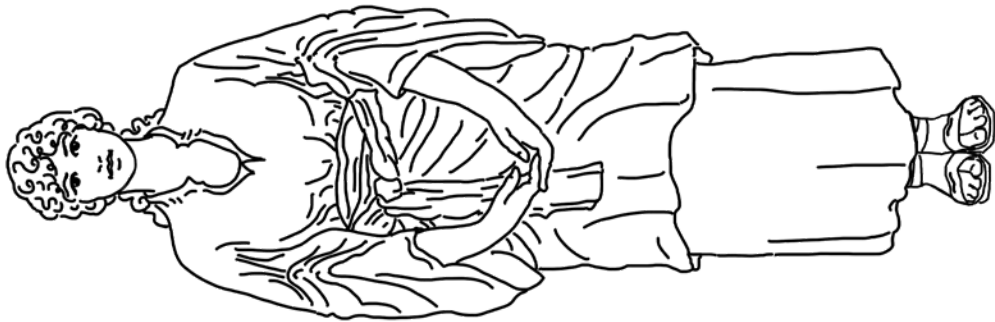
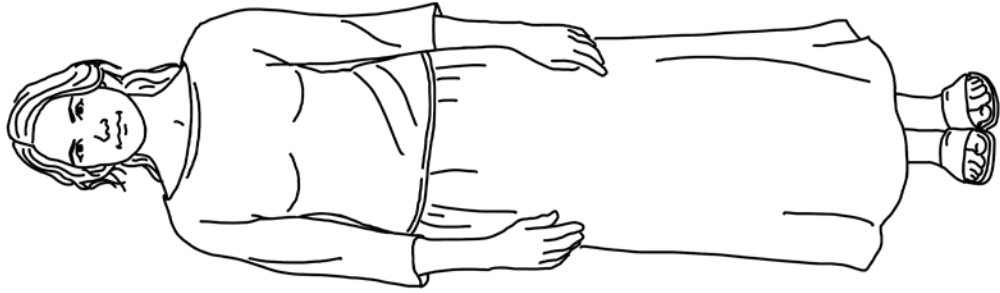
P14

x

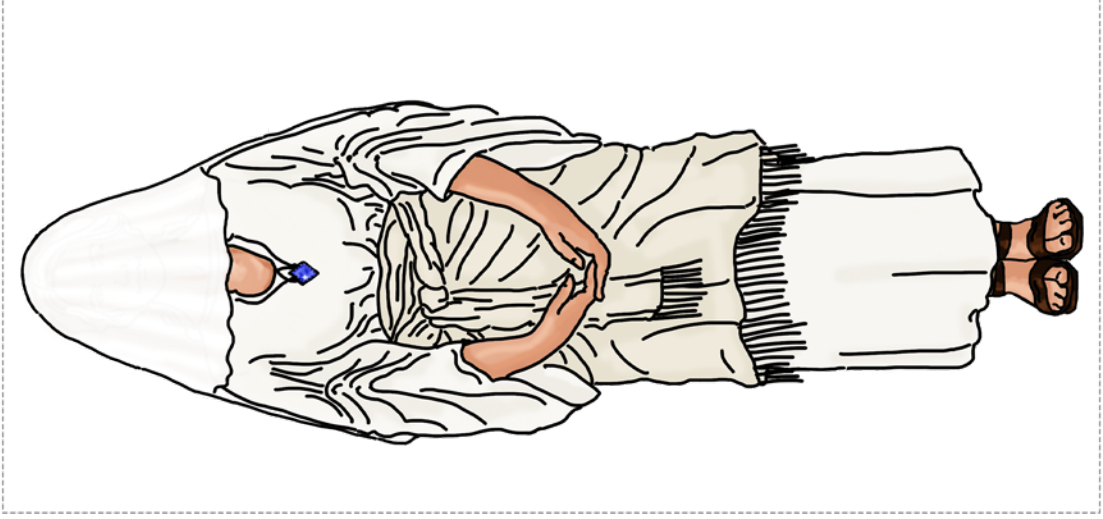


x



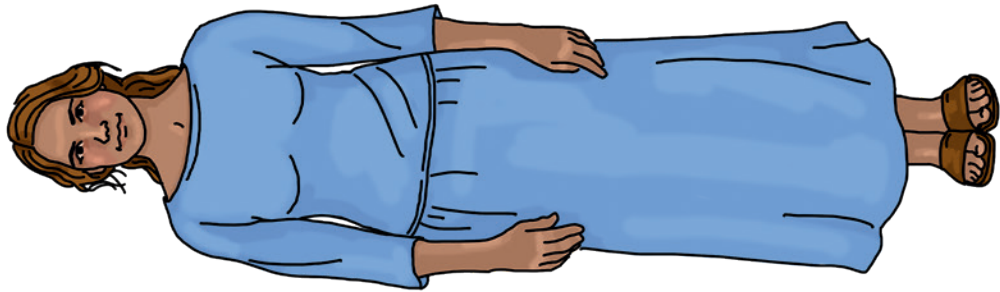


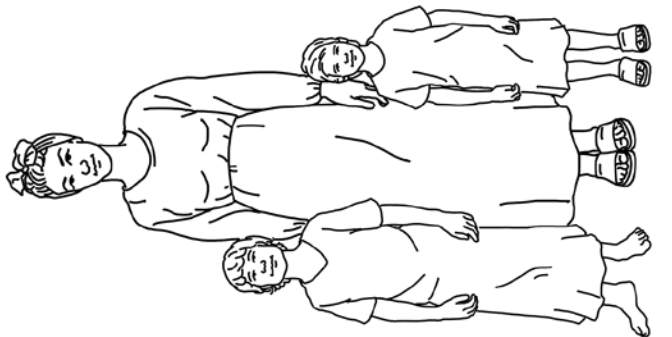

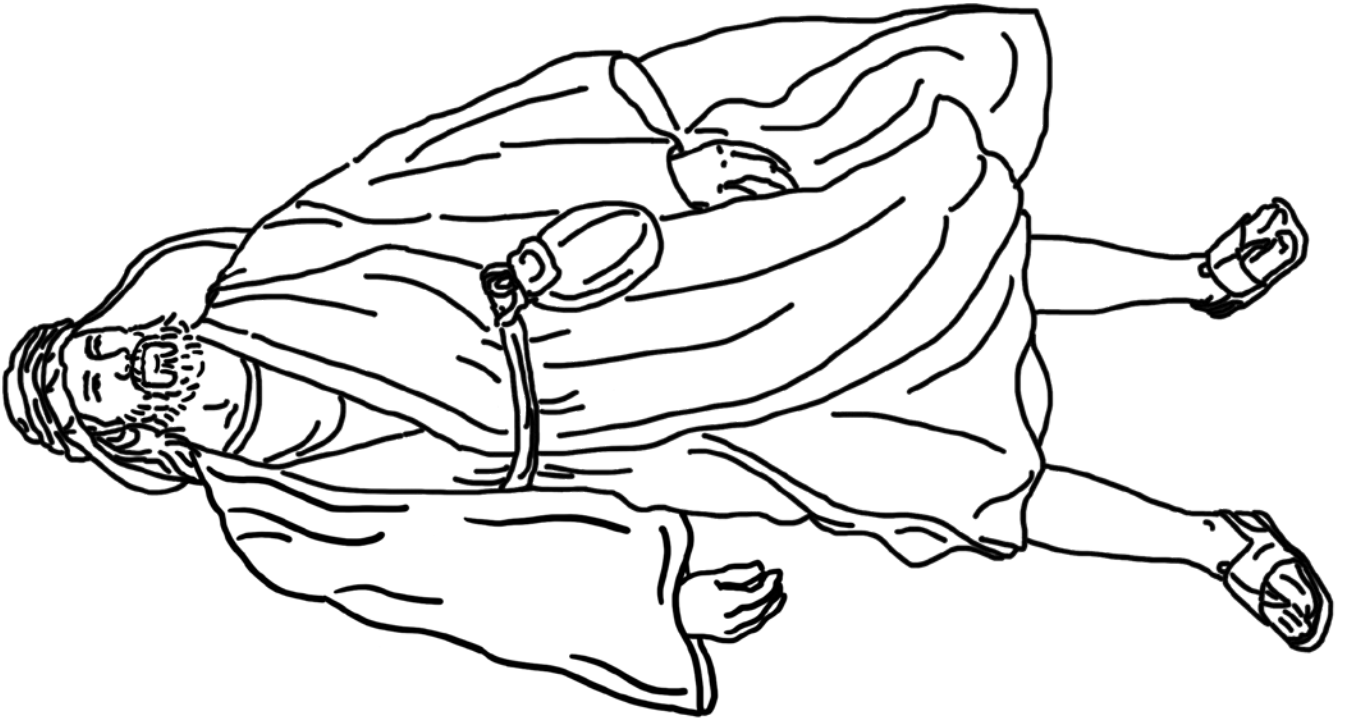
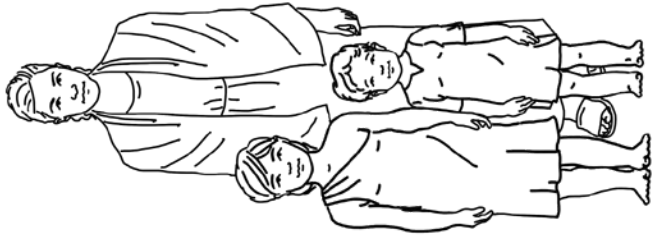
x



x







Sweetness of Torah

SWEET SOUNDS OF TORAH

(Sing Praises to His Name)

Here is the link for this song:

https://www.podomatic.com/podcasts/steveberkson/episodes/2019-11-28T09_00_00-08_00

Jacob and Sons

Jacob was the founder of a whole new nation
Because of the number of children he'd had
He was also known as Israel but most of the time
His sons and his daughter used to call him dad
Jacob, Jacob and sons, men of the field and men of the crook
Jacob, Jacob and sons, a remarkable family in anyone's book

Re'uben was the eldest of the children of Israel,
With Simeon and Levi and Judah next
Dan and Naphtali, then Gad and Asher
Issachar and Zebulun took the total to ten
Jacob, Jacob and sons, then Dinah his daughter, which leaves only one
Jacob, Jacob and sons, Joseph - Jacob's favorite son

Jacob, Jacob and sons (Repeat 3X)



Crook = the hooked staff of a shepherd

SWEET TASTE OF TORAH

This snack relates to this week's parsha. Please take these as suggestions and make necessary changes based on your individual dietary needs.

Ya'aqob's Children

Genesis 29:32-35; 30:5-8, 10-13, 17-24



Ingredients:

- Buy cake mix of your choice and follow directions.

Butter Cream Frosting:

- 3 c. confectioner's sugar
- $\frac{1}{2}$ c. butter
- 1 tsp. vanilla
- 4 Tbsp. evaporated milk
- Food coloring (of choice for hair)
- Optional: candy eyes

Instructions:

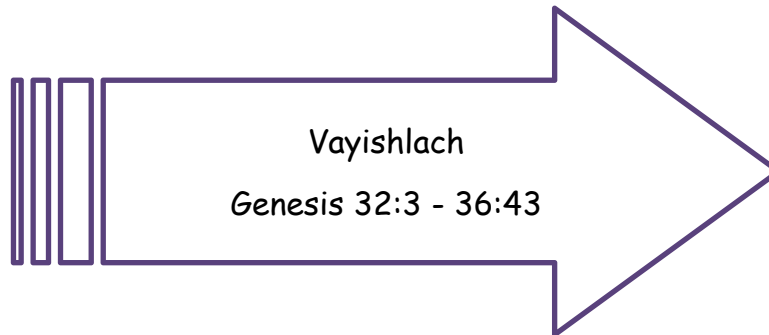
Add 3 c. confectioner's sugar to bowl. Add $\frac{1}{2}$ c. butter, 1 tsp. vanilla, 4 Tbsp. evaporated milk. In a food processor combine all ingredients; process for 2 min. Add food color of your choice for hair.

Design and decorate to create as many babies as you would like.

(You can put a dot of blue or brown food coloring for eyes or use candy eyes).

Next Week's Treasure Hunt

Next Week's Torah Portion



Suggested Reading Schedule

Monday:	Gen. 32:3-32	Ya'aqob <u>u</u> prepares to meet Esaw; Ya'aqob <u>u</u> wrestles with a 'Man' until day break and gets his hip dislocated; Ya'aqob <u>u</u> 's name is changed to Yisra'el
Tuesday:	Gen. 33	Ya'aqob <u>u</u> and Esaw are reunited
Wednesday:	Gen. 34	Dinah's story
Thursday:	Gen. 35	Ya'aqob <u>u</u> keeps his promise to return to Beyth El; Rahel dies after Binyamin is born; Yitshaq dies
Friday:	Gen. 36	Genealogy of Esaw, father of the Edomites