

Vayechi

"He lived"

Genesis 47:28 - 50:26

Katan Aleph



In This Edition:

12.1 - Ya'aqob Blesses His Boys
Genesis 48:1-20; 49:1-28



Table of Contents

Parsha Pearls is a comprehensive resource that allows for complete customization by the parent. We understand that if you were to strive to accomplish all aspects of each lesson in one day it would be unrealistic and also overload for the child. It is our intention that this be used 'a la carte' so that it suits your specific needs. Our site caters to printing only the pieces you choose.

This page will provide quick links to get to the portion of the document for which you are looking. When you hover over the title a finger will appear. Click on it and you will be taken directly to that page.

If you are new to Parsha Pearls, we have created an [Introduction](#) document outlining how to use our lessons, as well as a [Scriptural Inspiration](#) document, which explains our titles and the Scriptural inspiration for them. We pray that Parsha Pearls blesses your home and that your children will grow to love the Word and to never depart from keeping Torah. As always, feel free to email us at parshapearls@mtoi.org if you have any questions.

Gem Seeking (The Main Lesson)	3
➤ Little Gems Story (Story for Younger Children)	3
➤ Little Gems Story Characters	5
Counting What You Gained (Worksheets)	15
➤ Storing Up Treasure in My Heart (Memory Verse)	15
➤ Seeking Treasure (Questions from the Parsha)	17
➤ Word Search	20
➤ Maze	21
Precious Possessions (Arts & Crafts)	22
➤ Craft	22
➤ Coloring Page	29
Sweetness of Torah	30
➤ Sweet Sounds of Torah (Song Corresponding to the Parsha)	30
➤ Sweet Taste of Torah (Snack Corresponding to the Parsha)	31
Next Week's Treasure Hunt (Looking Ahead to Next Week's Parsha)	32



Gem Seeking

LITTLE GEMS STORY

Parent/Teacher Preparation:

Please see the [Instructions for the Little Gems Story](#) on the YMTOI website. This will help you to understand how to prepare for the story.

Ya'aqob Blesses His Boys

Shalom children! Today our story about Ya'aqob's life is coming to an end. But before we get to that, wasn't it exciting that Ya'aqob finally got to see his son Yoseph after all those years of him thinking that his favorite son was dead? And wasn't it so touching that Yoseph forgave his brothers for all the mean things they had done to him? **(Place brothers embracing scene on board.)** It sure is good that after both Ya'aqob and Yoseph went through so much, their story ends on a good note.

After Yoseph's family settled in their new home and the famine had passed, Ya'aqob became very old and was not able to see very well. One day he got very sick, and Yoseph was told about it. So Yoseph took his 2 sons, Menashsheh and Ephrayim, to see their grandfather. **(Remove brothers embracing scene from board and place Yoseph and his 2 sons on board.)**

Even though Ya'aqob was not feeling well, when he heard that Yoseph and his grandsons were coming, he got excited and sat up in his bed. **(Place Ya'aqob sitting up on his bed on board.)** When Yoseph and the boys arrived, Ya'aqob told them about how Yahweh had made promises to him like He had to his father Yitshaq and grandfather Abraham. He told them how Yahweh had promised the land of Kena'an to him and his descendants—that's all his children, his children's children, and so on. **(Place land of Kena'an scene on board.)** He also said that he would have so many children and grandchildren and great grandchildren that they would be a HUGE group of people. Man, talk about a big family reunion!

Ya'aqob also told Yoseph that he was going to adopt his 2 sons as his own. **(Move 2 sons near Ya'aqob.)** They would be counted as brothers to Re'uben and Shim'on and the other brothers. After that, any other children that Yoseph had would be his own children. Do you know what that means? Yoseph's sons were now his brothers too. That seems a little crazy and confusing, but that's what happened.

(Remove all characters from board.)

Then, as it was the custom of that time before the father died, he laid hands on his sons and gave them some words about what could be their future. First, before any of the other brothers got there, Ya'aqob blessed his 2 grandsons. Since he could not see, Yoseph brought the oldest son, Menashsheh, to Ya'aqob's right hand and his younger son, Ephrayim, to Ya'aqob's left hand.



Ya'aqob crossed his hands so that his right hand was on Ephrayim and his left hand was on Menashsheh. **(Place Ya'aqob blessing Yoseph's 2 sons on board.)** Yoseph was not happy about this. He tried to switch his dad's hands, but his dad told him no. He knew he was not doing it the way things were normally done. Ya'aqob said they would become great nations, but the youngest one would become greater than the oldest one.

(Remove all characters from board and then place Ya'aqob blessing his sons on board.)

Then Ya'aqob called all 12 of his sons to come and hear what would become of them. He said something different to each one, starting with the oldest one.

(Place Re'uben on board.) To Re'uben, he reminded him that he had been the beginning of his children, and he was his strength. He also said he was like boiling water. Hmm, interesting. Does that make him a hot head? I don't know. **(Place boiling water pot on board.)**

(Place Lewi and Shim'on on board.) To his next 2 sons, Lewi and Shim'on, he said they tended to like using their swords a little too much. They hurt others for no reason, and he did not like this about them. I don't think I would like that either. **(Place 2 swords on board.)**

(Place Yehudah on board.) Don't worry, it does get better with Yehudah. He compared him to a lion's cub and said that his offspring would be kings, and it would be so in the end. **(Place King Dawid on board.)**

(Place Zebulun on board.) Zebulun would be like a place that ships came to and would feel safe. **(Place scene of ships next to seashore on board.)**

(Place Yissaskar on board.) Yissaskar would be like a donkey. He didn't mind doing hard work. **(Place donkey on board.)**

(Place Dan on board.) Dan would be a good judge for his people. **(Place scales on board.)**

(Place Gad on board.) Gad would be able to conquer his enemies when they attacked. **(Place person chasing enemies on board.)**

(Place Asher on board.) Asher would have bread and delicacies that were the best kind. Mmm, I think I like this one the best. **(Place delicacies on board.)**

(Place Naphtali on board.) Naphtali would be free like a deer that had been let free. **(Place deer on board.)**

(Place Yoseph on board.) Yoseph was compared to a fruit-bearing tree by a fountain because he would get so many blessings, they would be more than the blessings he and his father ever had. **(Place bounty scene on board.)**

(Place Binyamin on board.) Binyamin was like a wolf that would catch what he was going to eat and eat some, but then he would share. **(Place wolf on board.)**

After giving them their blessings, Ya'aqob told them to promise to bury him where his grandfather was buried. **(Place cave of Makpelah on board.)** Then he laid back down on his bed and took one last breath.

Well children, we have come to the end of our story for today. We will see you next week for another exciting Little Gems story!





Ya'aqob blessing his sons



Ya'aqob blessing Yoseph's 2 sons



Brothers embracing scene



Ya'aqob sitting up on his bed



Re'uven



Shim'on



Lewi



Yehudah



Dan



Naphtali



Gad



Asher



Yissaskar



Zebulun



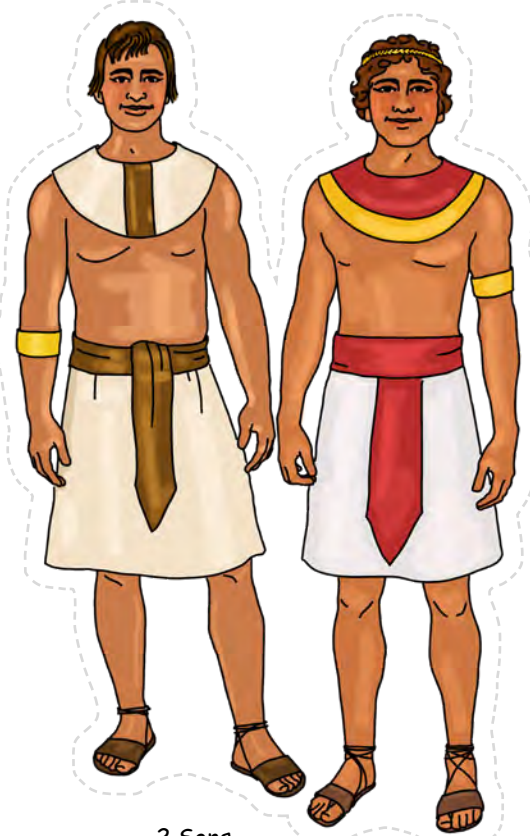
Yoseph



Binyamin

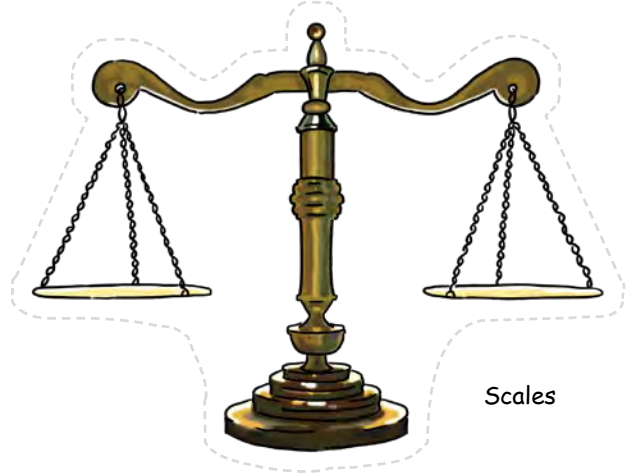



Land of Kena'an scene



2 Sons

Person chasing enemies



Scales



Boiling water pot




King Dawid




Delicacies



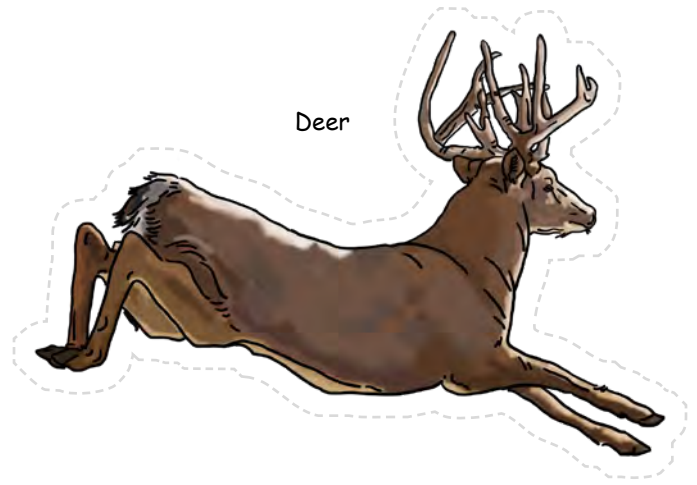
Scene of ships next to seashore



2 Swords



Wolf



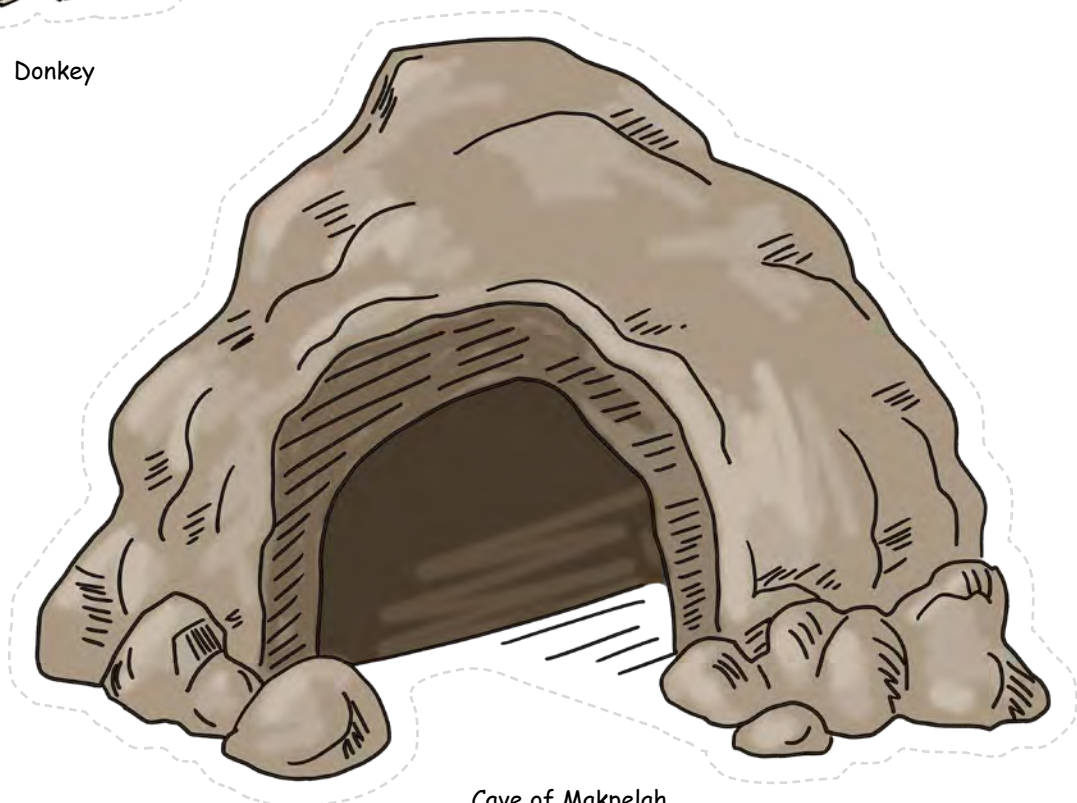
Deer




Donkey




Bounty scene



Cave of Makpelah



Ya'aqob blessing his sons



Ya'aqob blessing Yoseph's 2 sons



Brothers embracing scene



Ya'aqob sitting up on his bed




Re'uben



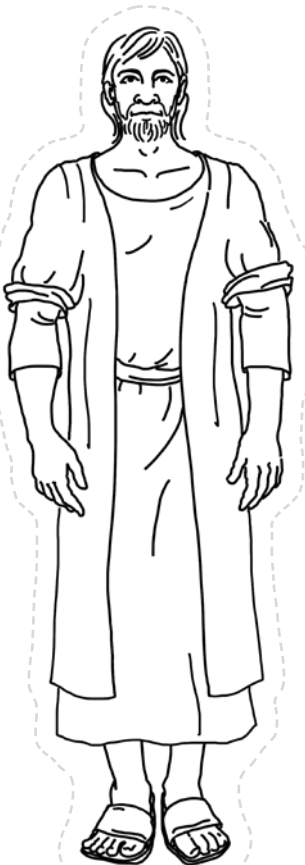
Shim'on



Lewi



Yehudah



Dan



Naphtali




Gad



Asher



Yissaskar



Zebulun




Yoseph as governor



Binyamin

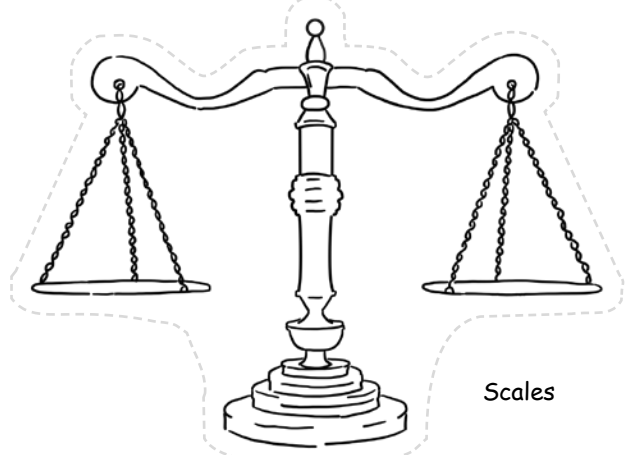


Land of Kena'an scene



2 Sons

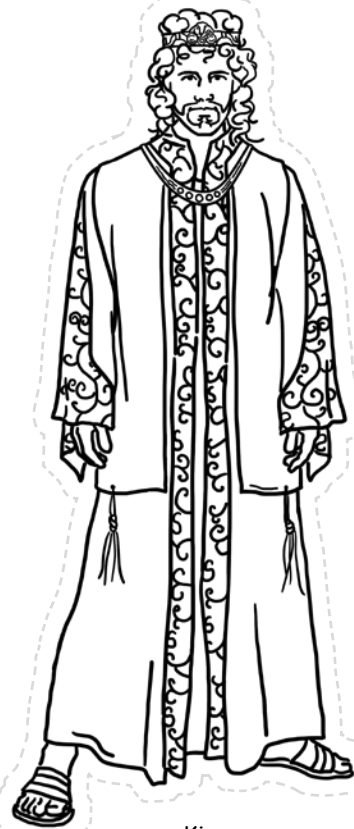
Person chasing enemies



Scales



Boiling water pot




King




Delicacies



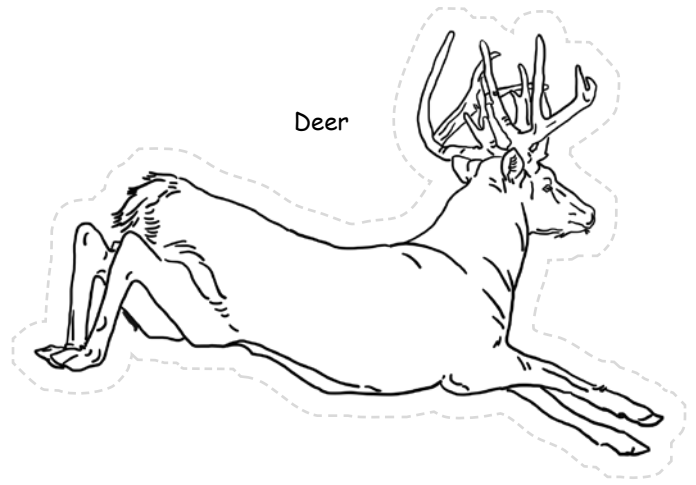
Scene of ships next to seashore



2 Swords



Wolf



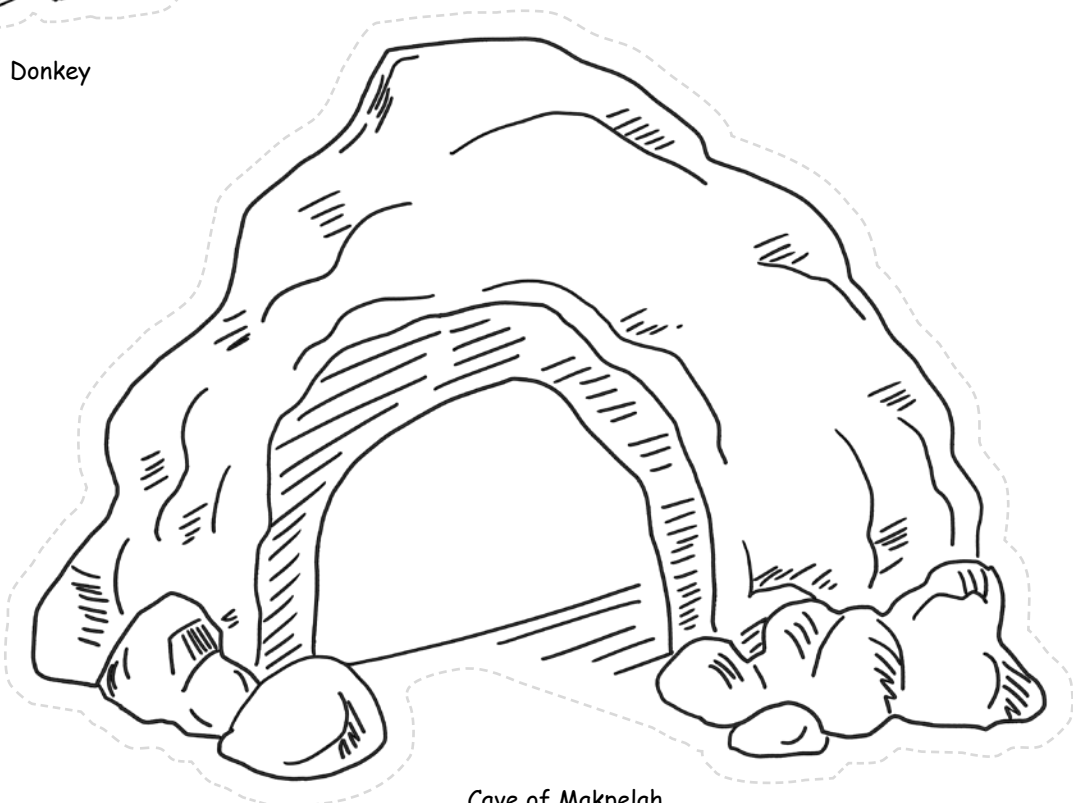
Deer



Donkey



Bounty scene



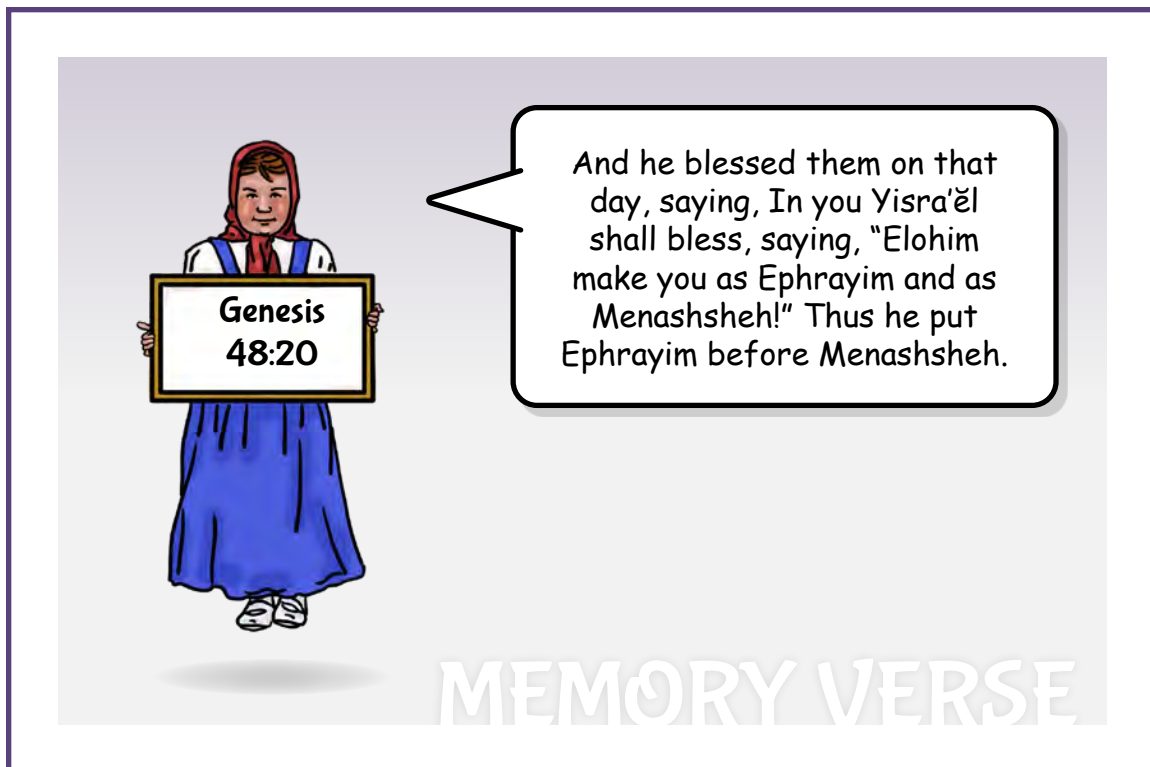
Cave of Makpelah

Counting What You Gained

This next section is intended to be reinforcement of the lessons learned during this parsha. Choose the activities that best fit your child.

STORING UP TREASURE IN MY HEART

The Katan Aleph memory verse for this Torah portion is Genesis 48:20. If they have not already done so, begin to help them to memorize the verse. Be creative and try acting it out, or putting it to music.



Genesis
48:20

And he blessed them on that day, saying, In you Yisra'el shall bless, saying, "Elohim make you as Ephrayim and as Menashsheh!" Thus he put Ephrayim before Menashsheh.

MEMORY VERSE

SEEKING TREASURE

Circle the correct choices.

1. Who did Yoseph take with him to see his father Ya'aqob? (48:1)



Menashsheh & Ephrayim



Warden



Pharaoh



Potiphar

2. Who did Ya'aqob say Ephrayim and Menashsheh were to be like to him? (48:5)



Dan & Asher



Gad & Naphtali



Re'uben & Shim'on



Yoseph & Binyamin

3. Ya'aqob laid his right hand on whose head? (48:14)



Menashsheh



Ephrayim



Binyamin



Yoseph

4. What did Ya'aqob say Re'uben was like? (49:4)



5. What were Shim'on and Lewi called? (49:5)



6. Who was called a lion's cub? (49:9)



Re'uben



Yehudah



Asher



Naphtali

7. Where was Zebulun going to live? (49:13)



8. What was Yissaskar called? (49:14)



9. Which brother was going to judge his people? (49:16)



Dan



Gad



Shim'on



Zebulun

10. What was Gad going to do to his enemies? (49:19)



11. What blessing was Asher told he was going to have? (49:20)



12. What animal was Naphtali compared to? (49:21)



13. Which brother was compared to a fruit-bearing tree by a fountain? (49:22)



Re'uben



Yehudah



Yoseph

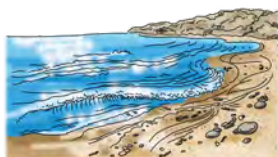


Shim'on

14. What animal was Binyamin compared to? (49:27)

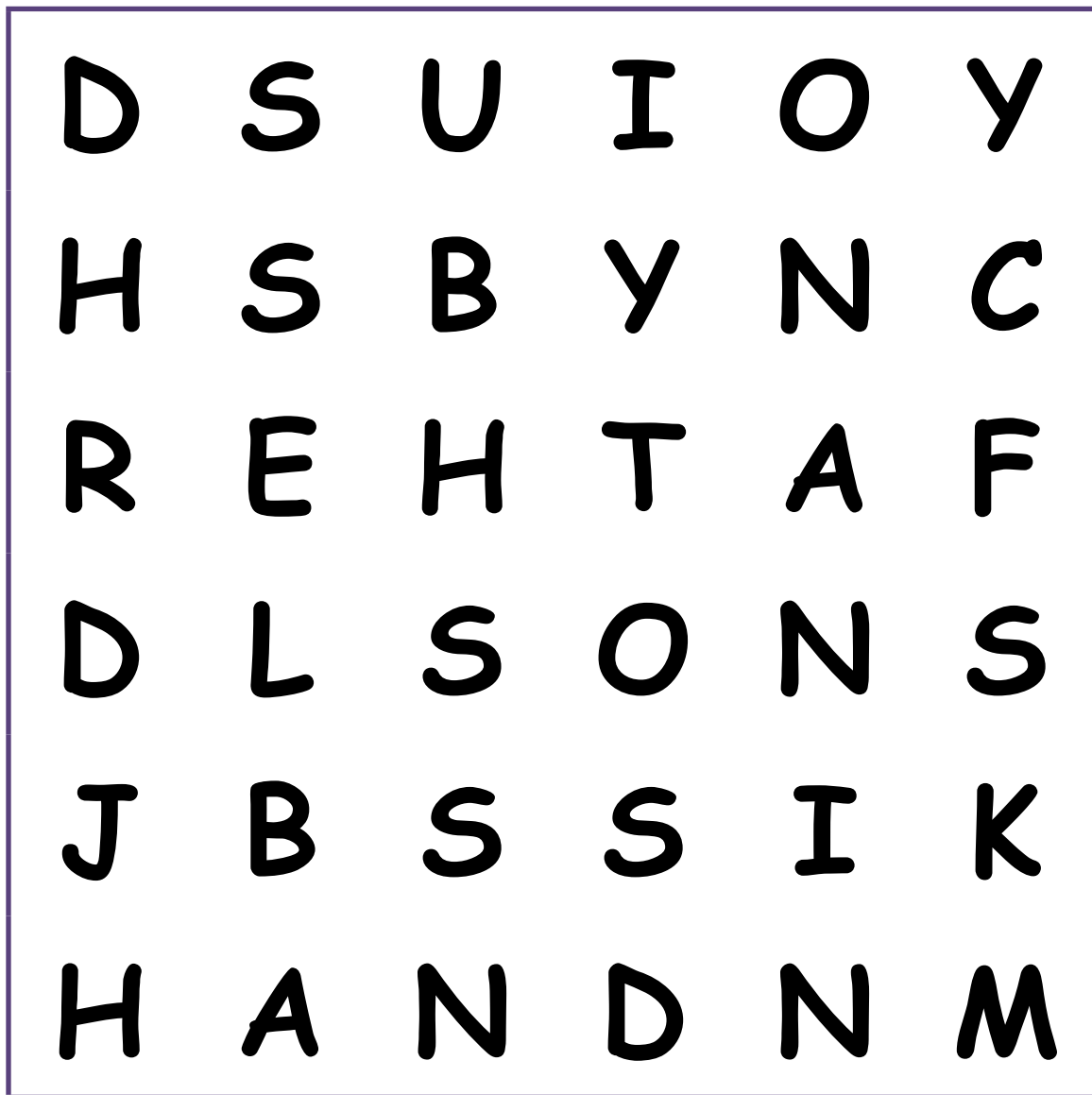


15. Where did Ya'aqob ask his children to bury him? (49:29-30)



WORD SEARCH


Search for the hidden words from this week's parsha.



BLESS
FATHER
SONS
BED
HAND



MAZE



Precious Possessions

CRAFT

Ya'aqob Blesses Ephrayim & Menashsheh

Genesis 48:20

Materials:

- Cardstock - white
- Copy paper
- Construction paper - skin color
- Scissors
- Glue stick or double-sided tape
- Coloring pencils, crayons or markers
- Craft Templates: Main Pages (bubble words & heads - BW) & A or Main Pages (bubble words & heads - color) & A



Parent/Teacher Preparation:

- Print Main Pages of choice double-sided (bubble words & heads) on white cardstock.
- Print Craft Template A on copy paper.
- Depending on the skill of the child, you may need to cut out the Template pieces for them.

Instructions for the Craft:

- If using BW Templates, color bubble words and heads using medium of choice.

Main Page

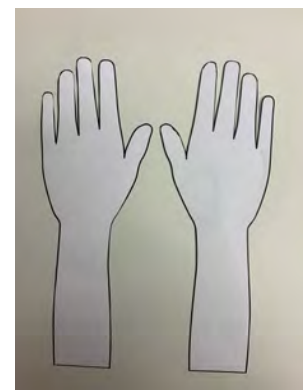
- Fold the Main Page in half width-wise (like a greeting card.) (P1)

Hands

- Cut out Craft Template A. (P2)
- Trace it onto skin colored construction paper leaving extra length in the arm area for creating the accordion folds. (P3a, P3b)



P1



P2



P3a



P3b

Instructions for the Craft Cont'd:

- Cut out hands. (P4a, P4b)
- Create 1/2" accordion folds in the arms almost to the wrists. (P5a, P5b)
- If using BW Template, write 'Menashsheh' on the clothing of the boy on the left side and 'Ephrayim' on the clothing of the boy on the right side.
- Using a glue stick or double-sided tape, attach the first accordion fold on each hand over the correct head. (P6a, P6b)
- The hands can be crossed over the boys' heads as Ya'aqob did when he gave them his blessing. (P7)

You now have a visual representation of Ya'aqob blessing Ephrayim and Menashsheh.



P4a



P4b



P5a



P5b



P6a



P6b



P7

**And he blessed
them on that
day saying,**

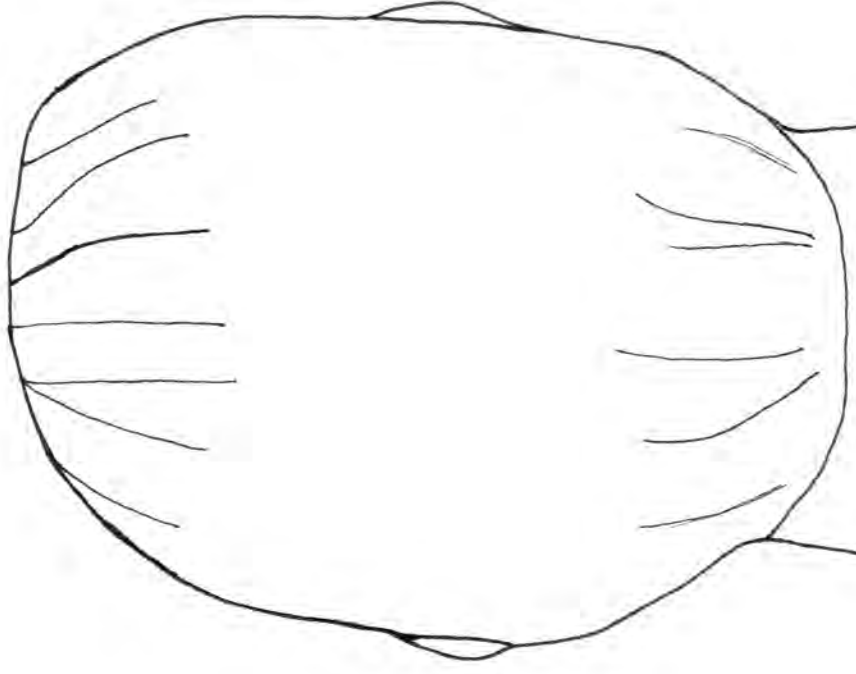
'Elohim make

you as

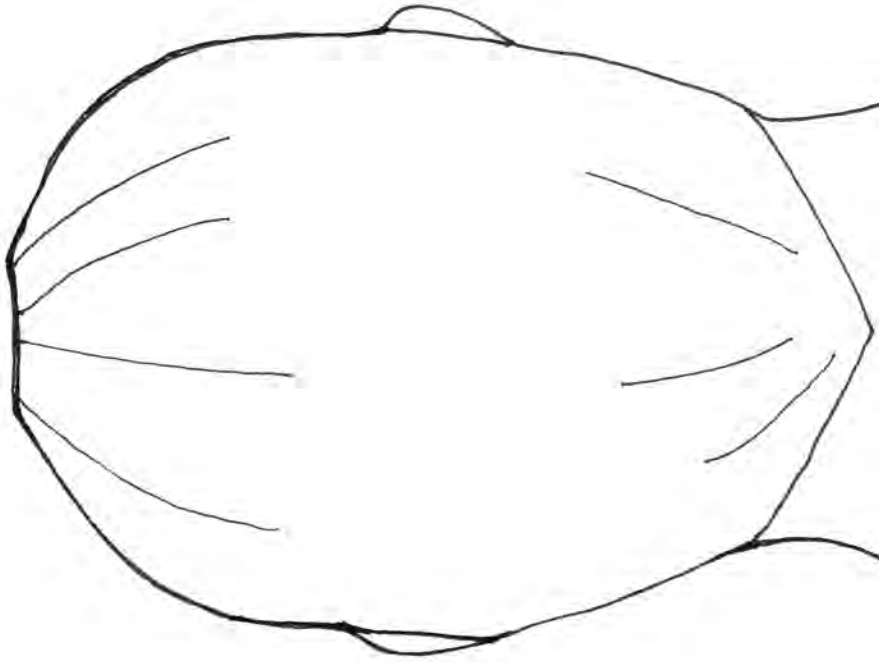
Ephrayim

and as

Menashsheh!'



Ephrayim



Menashsheh

And he blessed
them on that
day saying,


'Elohim make

you as


Ephrayim

and as

Menashsheh!'




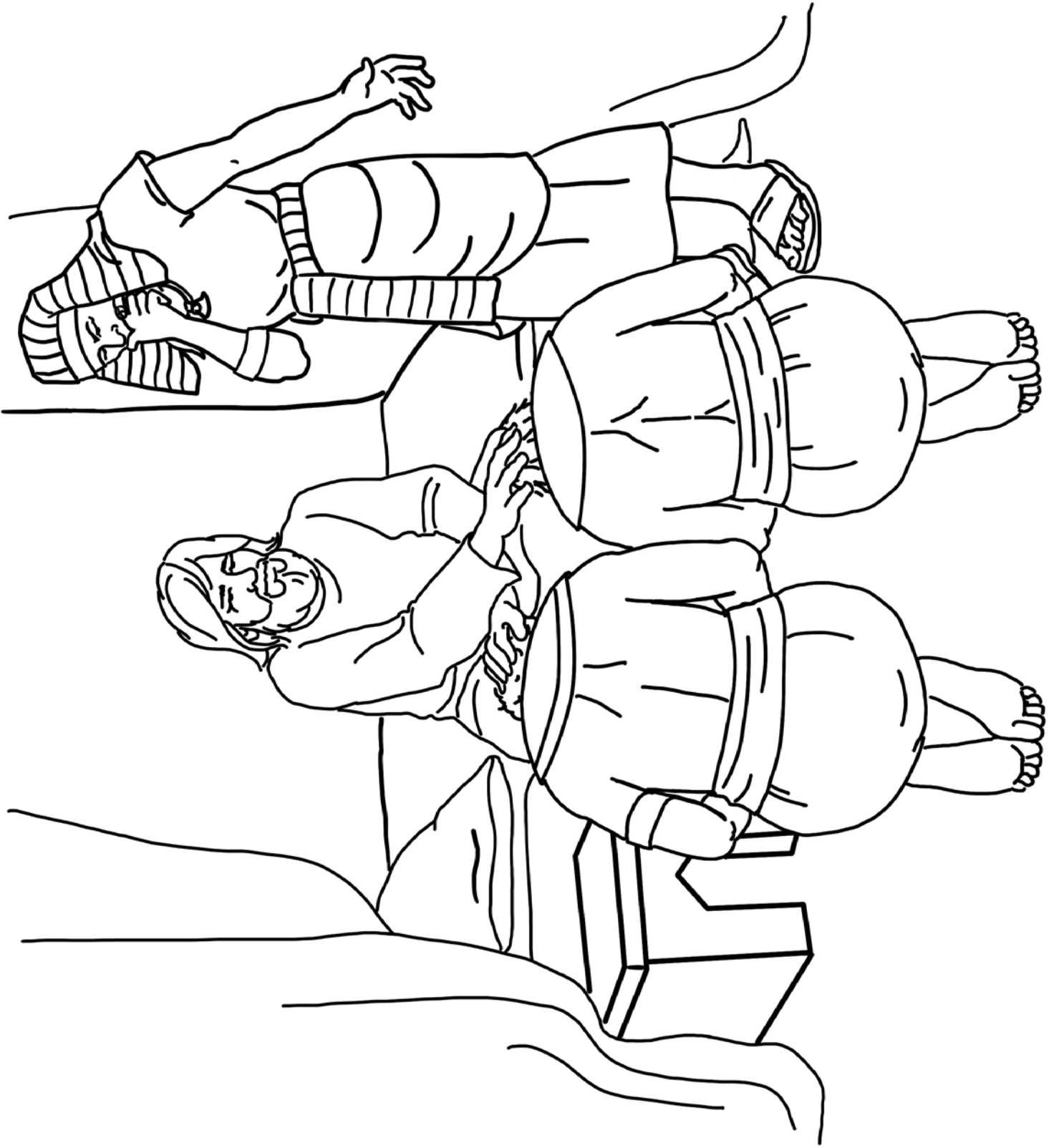
Ephrayim



Menashsheh

Craft Template A





Sweetness of Torah

SWEET SOUNDS OF TORAH

(Sing Praises to His Name)

Here is the link for this song:

https://www.podomatic.com/podcasts/steveberkson/episodes/2017-01-11T06_23_43-08_00

Sing to the tune of "Mary Had a Little Lamb"

It is tradition to sing this song every time you finish a book of the Torah.

Chazak, Chazak V'nitchazek

Chazak, Chazak, v'nit-chazek, v'nit-chazek, v'nit-chazek

Chazak, Chazak, v'nit-chazek, be brave and be strong

We read five books of the Torah, the Torah, the Torah
We read five books of the Torah, and then we say chazak

Now we finished Bereishit, Bereishit, Bereishit

Now we finished Bereishit, and so we say chazak

Chazak, Chazak, v'nit-chazek, v'nit-chazek, v'nit-chazek

Chazak, Chazak, v'nit-chazek, be brave and be strong



SWEET TASTE OF TORAH

This snack relates to this week's parsha. Please take these as suggestions and make necessary changes based on your individual dietary needs.

Lion

Genesis 49:9



Ingredients:

- 1 slice navel orange
- 2 banana slices (represents ears)
- Black or red grapes slices (represents eyes, nose, mouth)
- 6 slivered almonds (3 on each side to represent whiskers)
- Kix cereal (represents mane)

Instructions:

Place 1 slice of a navel orange on a plate. Slice 2 pieces of a banana and place these slices on the orange slice to make ears for the lion.

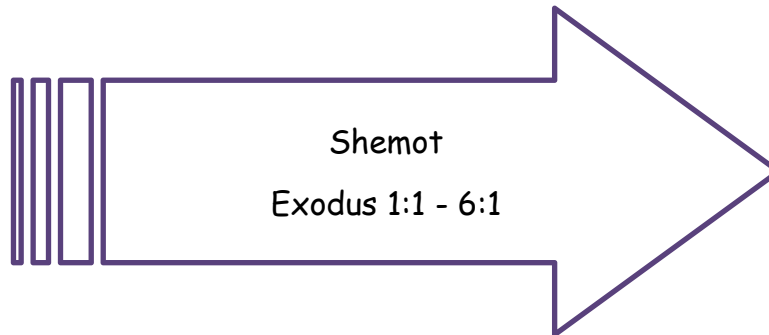
Grab a few black or red grapes and slice the grapes to make 2 eyes, 1 nose and a mouth for the lion.

Take 6 slivered almonds and place them on the lion - 3 on each side of the nose - represents the whiskers.

Finally, grab some Kix cereal and arrange the cereal around the outside of the orange slice to make the lion's mane.

Next Week's Treasure Hunt

Next Week's Torah Portion



Suggested Reading Schedule

Monday:	Ex. 1	The Yisrae'lites are enslaved and afflicted
Tuesday:	Ex. 2	Baby Mosheh is saved by Pharaoh's daughter; Mosheh kills a Mitsrite and flees to Midyan; Mosheh marries and has a son
Wednesday:	Ex. 3	Mosheh at the burning bush; Yahweh reveals His name to Mosheh
Thursday:	Ex. 4	Yahweh gives Mosheh signs for proof; Mosheh is given Aharon his brother as a helper; Mosheh returns to Mitsrayim; He and Aharon go before the elders
Friday:	Ex. 5:1 - 6:1	Mosheh and Aharon go before Pharaoh; Pharaoh tells them to make bricks without straw; Mosheh is given grief from his fellow Hebrews; Mosheh questions Yahweh