

Parsha Pearls

Vayechi

"He lived"

Genesis 47:28 - 50:26

Katan Bet/Gadol



In This Edition:

12.1 - Ya'aqob Blesses His Boys

Genesis 47:28 - 50:26



Table of Contents

Parsha Pearls is a comprehensive resource that allows for complete customization by the parent. We understand that if you were to strive to accomplish all aspects of each lesson in one day it would be unrealistic and also overload for the child. It is our intention that this be used 'a la carte' so that it suits your specific needs. Our site caters to printing only the pieces you choose.

This page will provide quick links to get to the portion of the document for which you are looking. When you hover over the title a finger will appear. Click on it and you will be taken directly to that page.

If you are new to Parsha Pearls, we have created an [Introduction](#) document outlining how to use our lessons, as well as a [Scriptural Inspiration](#) document, which explains our titles and the Scriptural inspiration for them. We pray that Parsha Pearls blesses your home and that your children will grow to love the Word and to never depart from keeping Torah. As always, feel free to email us at parshapearls@mtoi.org if you have any questions.

Pearl Seeking (The Main Lesson)	3
➤ Treasuring His Word (Overview of the Parsha)	3
➤ Parsha Points (Main Lesson Content)	3
➤ Digging Deeper (Thought Provoking Questions)	6
Searching Out Hebrew (Reading & Writing)	7
➤ Words	7
➤ Numbers	7
➤ Word Match	8
➤ Flashcards	9
➤ Writing Hebrew	10
Counting What You Gained (Worksheets)	11
➤ Storing Up Treasure In My Heart (Memory Verse)	11
➤ Seeking Treasure (Questions from the Parsha)	13
➤ Word Search	15
➤ Crossword Puzzle	17
➤ Maze	19
Precious Possessions (Arts & Crafts)	20
➤ Notebook Page	20
➤ Coloring Page	28
Sweetness of Torah	29
➤ Sweet Sounds of Torah (Song Corresponding to the Parsha)	29
➤ Sweet Taste of Torah (Snack Corresponding to the Parsha)	30
Next Week's Treasure Hunt (Looking Ahead to Next Week's Parsha)	31



Pearl Seeking

TREASURING HIS WORD

Let's do a quick overview of the entire Torah portion:

Monday:	Gen. 47:28 - 48:22	The blessing of Ephrayim and Menashsheh
Tuesday:	Gen. 49:1-28	The blessing of the 12 sons of Yisra'el
Wednesday:	Gen. 49:29 - 50:3	Ya'aqob's last instructions for his death and burial
Thursday:	Gen. 50:4-14	Ya'aqob's children bury their father in Kena'an
Friday:	Gen. 50:15-26	Yoseph's brothers fear retaliation; Yoseph's death

Last week, Yoseph sent provisions and gifts with his brothers to bring his father Ya'aqob to Mitsrayim. Yoseph's family settled in Goshen and obtained favor from Pharaoh, including assigning his brothers positions as chief herdsmen. In this week's Parsha Pearls lesson, Ya'aqob blesses his grandchildren Ephrayim and Menashsheh as well as his 12 sons. Now, let's read Gen. 48:1-20 & 49:1-28.

PARSHA POINTS

Ya'aqob Blesses Ephrayim & Menashsheh

- Yoseph and his 2 (**shtayim**) sons, Menashsheh and Ephrayim, visited his sick father - 48:1
- Strengthened by their visit, Ya'aqob sat up on his bed (**mittah**) - 48:2
- Ya'aqob recounted to Yoseph the blessing and promise that El Shaddai made to him at Luz: the promise of an everlasting (**olam**) possession of the land of Kena'an - 48:3-4
- Ya'aqob informed Yoseph that he was adopting Yoseph's 2 sons as his own - 48:5
- Ya'aqob's eyesight was failing, so he asked Yoseph's 2 sons to draw near so he might bless them - 48:9-10
- Ya'aqob exclaimed that although he had not thought he would ever see his son Yoseph's face again, now he was blessed to also see his offspring - 48:11
- Yoseph brought forth his children from between his knees to be blessed and showed his father honor by bowing down to him - 48:12
- Aware that Ya'aqob could not see well, Yoseph directed his children under the correct hands of his father, according to their birth order - 48:13




- However, Ya'aqob intentionally placed his right hand over Ephrayim's head (**rosh**) and his left over Menashsheh's head - 48:14
- Yoseph saw his father's actions as evil, and tried to reposition his father's right hand on Menashsheh, his firstborn - 48:17
- Ya'aqob insisted that he knew what he was doing, and explained his actions to Yoseph - 48:19
- Ya'aqob told Yoseph that Ephrayim would be greater than Menashsheh and that his seed would become the completeness of the nations - 48:19
- Ya'aqob put Ephrayim before Menashsheh in his blessing - 48:20

Ya'aqob Blesses His Boys


- Ya'aqob then called his 12 (**shtem esre**) sons, in order to bless them and foretell what would befall their future generations - 49:1-28
- Re'uben, the first-born, was (49:3-4):

- called Ya'aqob's power and beginning of his strength
- called the excellency of exaltation and power
- compared to 'boiling water'
- told he would not excel because of his transgression against his father



- Shim'on and Lewi were (49:5-7):

- told their weapons were implements of violence
- told that their father would not take their counsel or share with them his esteem
- cursed for the cruelty of their wrath
- told their portion in the land of Yisra'el would be divided



- Yehudah was (49:9-12):

- told that his brothers would praise him
- told that his enemies would have his hand on their neck
- told that his brothers would bow down to him
- compared to a lion's cub that grew into a powerful lion
- told that the scepter (**shevet**) would not depart from him until Shiloh (He whose it is) comes, and to Him is the obedience of the peoples



- Zebulun was told (49:13):

- he would dwell at the seashore
- he would be a haven for ships
- his border would be as far as Tsidon



- Yissaskar was told (49:14-15):

- he was a strong donkey lying down between 2 burdens
- that he saw a resting place that was good and its land pleasant
- he would stoop his shoulder down to bear a burden, and become a subject to slave labor



- Dan was told (49:16-18):

- he rightly rules his people as one of the tribes of Yisra'el
- he was a serpent that bites the horse's heel and causes its rider to fall backwards



- Gad was told (49:19):

- that raiding bands try to raid him but do not prevail



- Asher was told (49:20):

- he provides bread and delicacies



- Naphtali was told (49:21):

- he is a deer that has words of elegance



- Yoseph was told (49:22-26):

- he was an offshoot of a fruit-bearing tree by a fountain with his branches running over the wall
- that archers had shot at him because they hated him
- his bow in his hand remained strong by the Mighty One of Ya'aqob
- his blessings would excel that of his fathers



- Binyamin was told (49:27):

- he was a wolf that tears
- that he eats his prey in the morning
- that he divides the spoil at night



- Ya'aqob blessed each son according to their own blessing - 49:28



DIGGING DEEPER

Parents/Teachers may choose to use these prompts for further discussion of the Torah portion.

- When Yoseph saw his father blessing his younger son over the elder, it was 'evil in his eyes'. Do you think Yoseph was recalling what he had suffered at the hands of his older brothers because he had been favored by his father?
- Ya'aqob told Yoseph that he was taking his sons Ephrayim and Menashsheh as his own. (48:5) We also see that he gives the pre-eminence of the firstborn blessing to Ephrayim which is the younger son of Yoseph. (48:19-20) How do you think this affected Yoseph as well as all his brothers? Do you think they resented this?
- The pronouncements to Ya'aqob's 12 sons are more overall declarations of each tribe's destinies as opposed to blessings. Research their prophetic meanings.
- How do you think each brother felt when they heard their father's declarations and compared each other's especially if their blessing seemed less important or significant? Do you think this affected how they saw each other and treated each other? Do you think there might have been envy or resentment about their blessing?
- In this parsha we see that Ya'aqob splits the firstborn blessing to Yoseph and Yehudah instead of Re'uben who dishonored his father. (1 Chron. 5:1-2) As we read further parshas we will see that Re'uben's tribe will choose to dwell on the east side of the Jordan away from the other tribes showing his characteristic of poor decision making. Mosheh will also ask a special request that the tribe of Re'uben continue to live and not die. (Deut. 33:6) Discuss the importance of making wise decisions so that the consequences of our actions do not affect our children negatively.
- Compare and contrast the blessings that Ya'aqob pronounced upon his children in Genesis 49 and Mosheh's found in Deuteronomy 33.
- Research and discuss the symbols that represent the 12 tribes. Why do you think there is a difference between the blessing and what is represented on banners for each tribe?



Searching Out Hebrew

Parents/Teachers can print out the '[Hebrew Pronunciation Guide](#)' to help with the pronunciation of Hebrew names and words. They can be cut out and used in conjunction with the Flashcards.

WORDS

Parents/Teachers see the following page for 3 x 5 card cut outs of the words from this week's parsha. If printed on cardstock, they can be kept in a box to reinforce learning.

Mittah (**מטה**) - bed

Olam (**עולם**) - everlasting

Rosh (**ראש**) - head

Shevet (**שבט**) - scepter

NUMBERS

Parents/Teachers can print out these numbers to have as additional resources. These can be found under the 'Resources' tab on the YMTOI website.

2 - shtayim

12 - shtem esre

WORD MATCH

Match this week's Hebrew words to their correct definition.

Mittah

Bed

Olam

Everlasting

Rosh

Head

Shevet

Scepter



FLASHCARDS

עולם

Olam

O-lam
everlasting

שֵׁטַח

Shevet

She-vet
scepter

מטה

Mittah

Mit-tah
bed

ראש

Rosh

Rosh
head

WRITING HEBREW

Olam (everlasting)

עולם

Mem Soffit Lamed Vav Ayin

Shevet (scepter)

שבט

Tet Vet Shin

Mittah (bed)

מטה

Hey Tet Mem

Rosh (head)

ראש

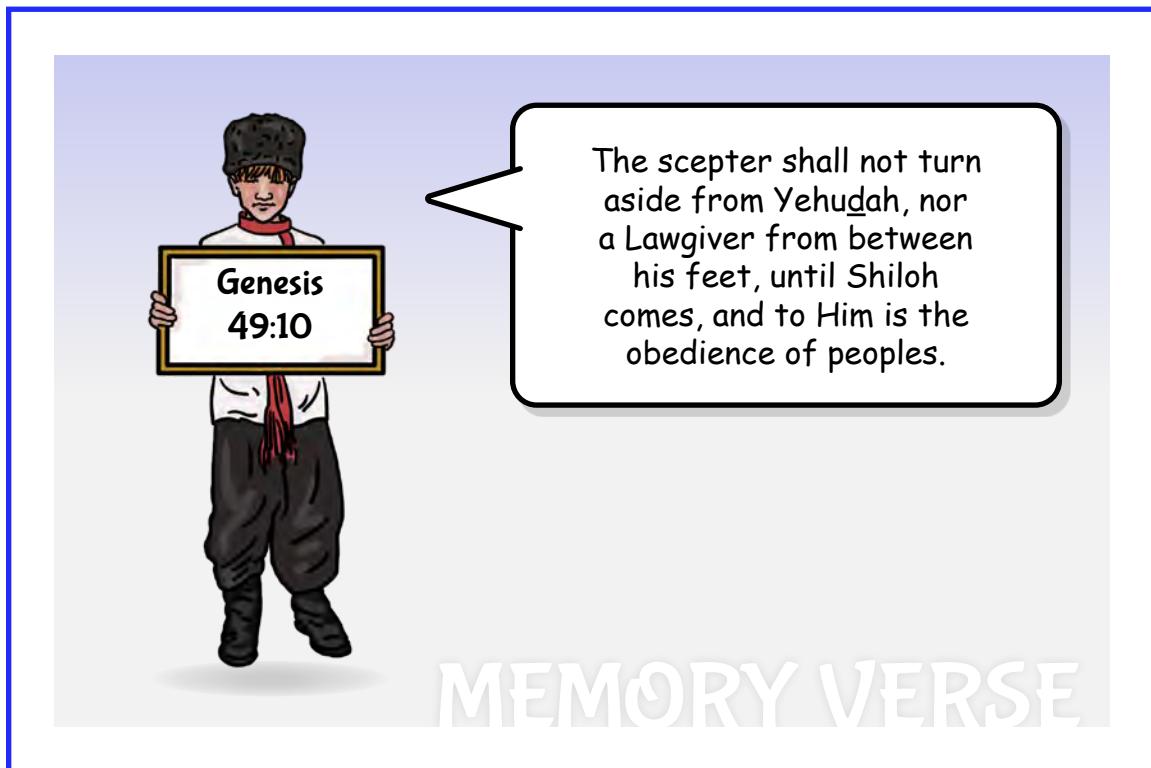
Shin Aleph Resh

Counting What You Gained

This next section is intended to be reinforcement of the lessons learned during this parsha. Choose the activities that best fit your child.

STORING UP TREASURE IN MY HEART

The Katan Bet and Gadol memory verse is Genesis 49:10. You can review the verse with them by reciting it out loud, acting it out, putting it to music...whatever works for you.



The scepter shall not turn aside from Yehudah, nor a Lawgiver from between his feet, until Shiloh comes, and to Him is the obedience of peoples.

MEMORY VERSE

SEEKING TREASURE

1.



Name Yoseph's 2 sons.

(48:1)

2.



Ya'aqob told Yoseph that someone appeared to him in Luz.


Who did he say it was?

Circle the correct choice.

Elohim El Shaddai El Gibor

(48:3)

3.



'See, I am making you _____

and shall increase you and make of

you an _____ of


_____, and give this land

to your _____ after you as

an _____ possession.'

(48:4)

4.




What did Ya'aqob want to do with Yoseph's sons?

Circle the correct choices.

bless them scold them
adopt them take them on a trip

(48:9)

5.



Which hand did Ya'aqob place on Menashsheh?

Which hand did Ya'aqob place on Ephrayim?

(48:14)

6.



And when Yoseph saw that his father laid his right hand on the head of Ephrayim, it was

_____ in his eyes, and he took

hold of his father's _____ to

remove it from the _____ of Ephrayim

to the _____ of Menashsheh.

(48:17)



7.

Write down the special blessing
that sons still receive today.

(48:20)



8.

Write down the name of one of Ya'aqob's 12 sons or Yoseph's 2 sons if the description matches them.

first born of Ya'aqob

weapons

greater than his brother

rich in bread and delicacies

dwells at the seashore

rightly rules his people

wolf

deer

lion's cub

first born of Yoseph

strong donkey

serpent

offshoot of a fruit bearing tree


raids

(48:18-19; 49:3-27)



WORD SEARCH

Search for the hidden words from this week's parsha.




BLESSINGS
 MENASHSHEH
 EPHRAYIM
 CONSCIOUSLY
 STRENGTHENED
 REDEEMED
 COMPLETENESS

RE'UBEN
 SHIM'ON
 LEWI
 YEHUDAH
 SCEPTER
 SHILOH
 ZEBULUN

YISSASKAR
 DAN
 GAD
 ASHER
 NAPHTALI
 YOSEPH
 BINYAMIN



Answer Key



BLESSINGS
 MENASHSEH
 EPHRAYIM
 CONSCIOUSLY
 STRENGTHENED
 REDEEMED
 COMPLETENESS


RE'UBEN
 SHIM'ON
 LEWI
 YEHUDAH
 SCEPTER
 SHILOH
 ZEBULUN

YISSASKAR
 DAN
 GAD
 ASHER
 NAPHTALI
 YOSEPH
 BINYAMIN



CROSSWORD PUZZLE

Complete the crossword using words from this week's parsha.



Across


3. Zebulun dwells at the _____ .
4. Lewi and Shim'on's weapons are implements of _____ .
7. Asher gives _____ of a sovereign.
10. Dan rightly _____ his people.
11. Naphtali is a _____ let loose.

Down

1. Re'uben is boiling as _____ .
2. Yoseph will have many _____ .
5. The _____ shall NOT turn aside from Yehudah.
6. Gad _____ those that raid him.
7. Yissaskar is a strong _____ .
8. Ya'aqob put _____ before Menashsheh.
9. Binyamin is a _____ .



Answer Key



Across


3. Zebulun dwells at the **seashore**.
4. Lewi and Shim'on's weapons are implements of **violence**.
7. Asher gives **delicacies** of a sovereign.
10. Dan rightly **rules** his people.
11. Naphtali is a **deer** let loose.

Down

1. Re'uben is boiling as **water**.
2. Yoseph will have many **blessings**.
5. The **scepter** shall NOT turn aside from Yehudah.
6. Gad **raids** those that raid him.
7. Yissaskar is a strong **donkey**.
8. Ya'aqob put **Ephrayim** before Menashsheh.
9. Binyamin is a **wolf**.



MAZE



Precious Possessions

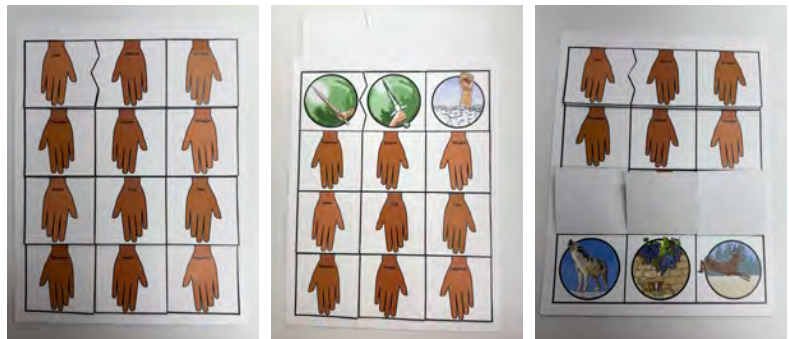
NOTEBOOK PAGE

Ya'aqob Blesses His Boys

Genesis 49:1-28

Materials:

- Cardstock - white
- Clear tape
- Scissors
- Coloring pencils, crayons or markers
- Notebook Templates: Main Page (BW) & Hands Templates (BW w/out names or BW w/ names) or Main Page (color) & Hands Templates (color w/out names or color w/ names)



Parent/Teacher Preparation:

- Print Notebook Templates of choice on white cardstock.

Instructions for the Notebook Page:

- If using BW Main Page, color in the images representing the blessings using medium of choice.
- If using Hands Template (BW w/out names), color the hands and write the English and the Hebrew letters for each of the 12 brothers. Write them from right to left (Hebraically) according to the chart provided below.
- If using Hands Template (BW w/ names), color the hands and if desired write the names in Hebrew below the English.

Note we have provided flashcards in the 'Resources' section with the English and Hebrew spelling of each name. The file is available here:

<https://ymtoi.org/wp-content/uploads/2020/01/12-Vayechi-Yaaqobs-sons-in-Hebrew.pdf>

Lewi לוי	Shim'on שמעון	Re'uben ראובן
Yissaskar יששכר	Zebulun זבולון	Yehudah יהודה
Asher אשר	Gad גד	Dan דן
Binyamin בנימין	Yoseph יוסף	Naphtali נפתלי

- If using the colored Hands Templates, follow the same directions as above for writing the names.


Instructions for the Notebook Page cont'd:

- Cut out each row of hands. (P1)
- Starting with the bottom row, place Binyamin, Yoseph and Naphtali hands over their corresponding blessings. (P2)
- Tear off 3 pieces of clear tape and place over each of the hands. (P3a, P3b, P3c)
- Using scissors, cut in between each square on the solid black lines to create flaps. (P4a, P4b)
- Each hand flap can now be raised to reveal the corresponding blessing for each of the sons of Ya'aqob. (P5a, P5b, P5c)
- Move to 2nd row from the bottom and repeat for Asher, Gad and Dan. (P6a, P6b)
- Move to 3rd row from the bottom and repeat for Yissaskar, Zebulun and Yehudah. (P7a, P7b)
- Move to the top row and repeat for Lewi, Shim'on and Re'uben. Note that you will also cut the zig zag line. (P8a, P8b, P8c)
- Your Notebook Page is now complete.

You now have a visual representation of the blessings that Ya'aqob bestowed on his 12 sons.



P1




P2



P3a



P3b



P3c



P4a



P4b



P5a



P5b



P5c



P6a




P6b



P7a



P7b



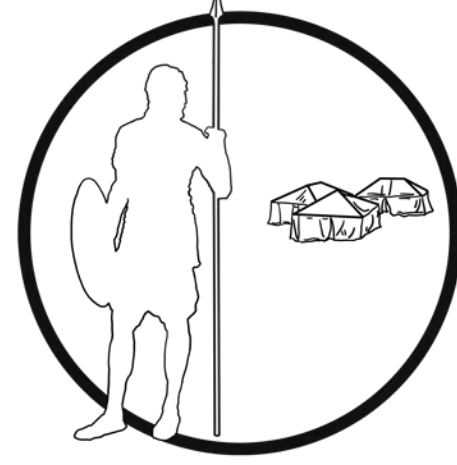

P8a

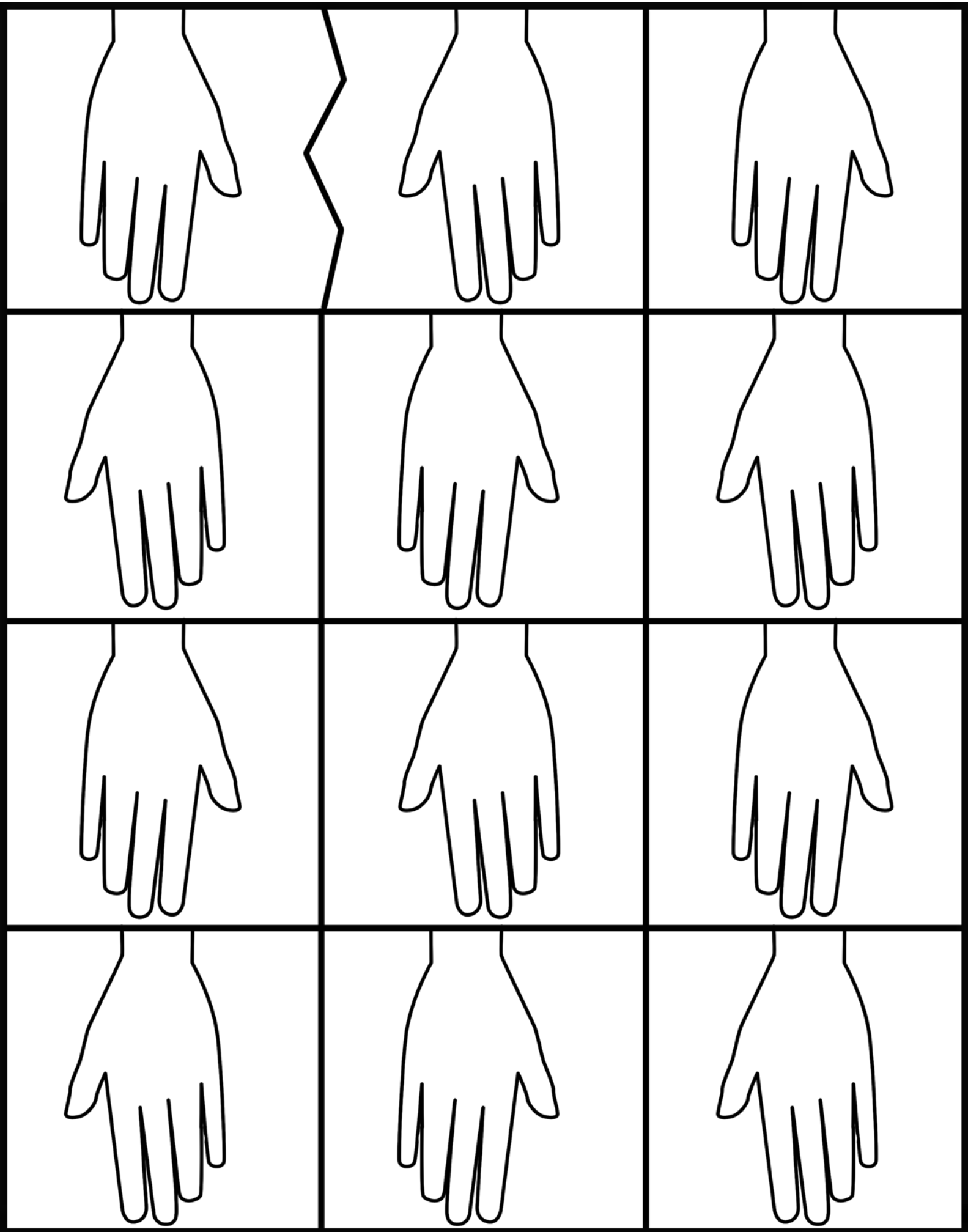


P8b



P8c





Lewi



Shim'on



Re'uben




Yissakar



Zebulun



Yehudah




Asher



Gad



Dan



Binyamin




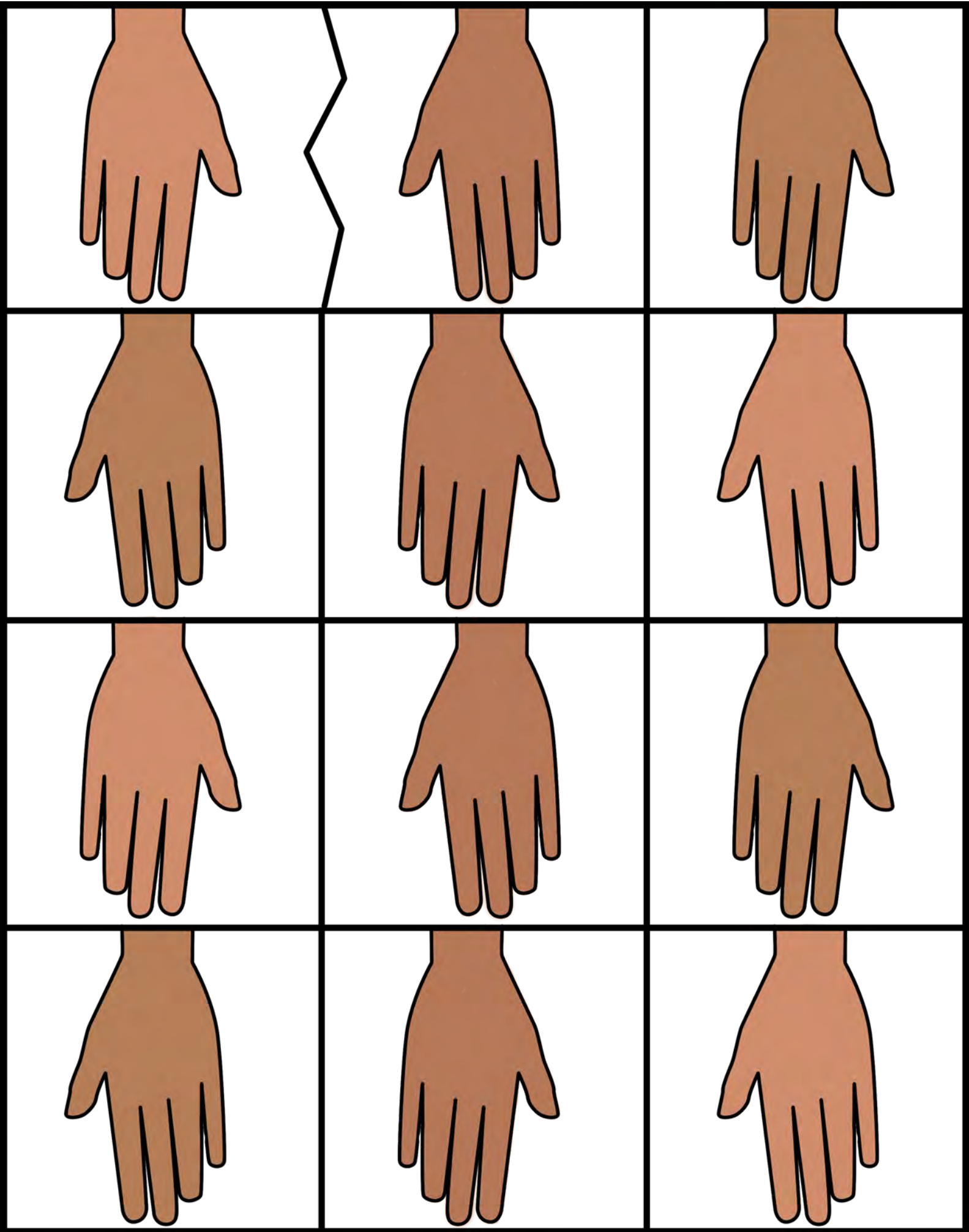
Yoseph



Naphtali







Lewi



Shim'on




Re'uben



Yissaskar



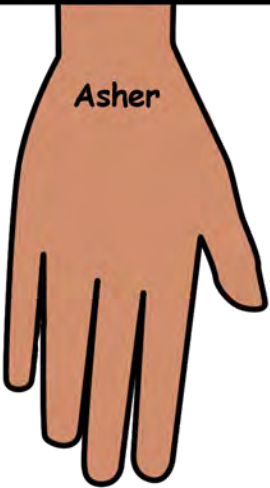
Zebulun



Yehudah



Asher



Gad




Dan



Binyamin

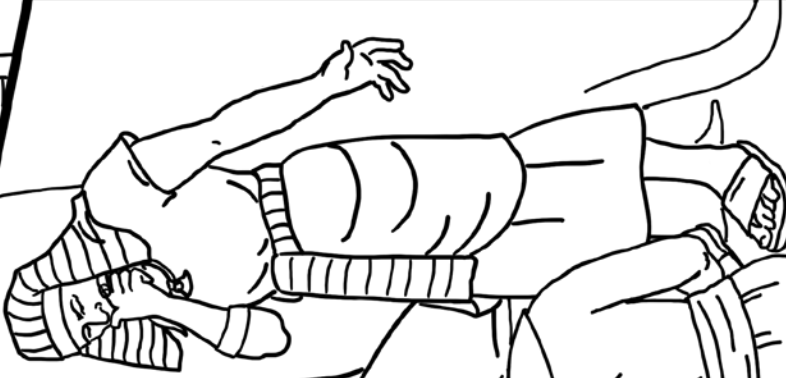
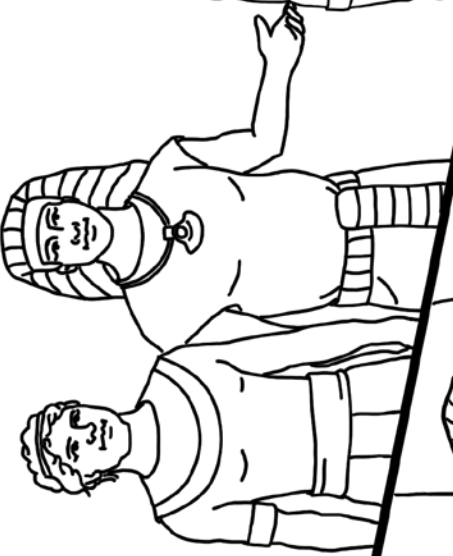
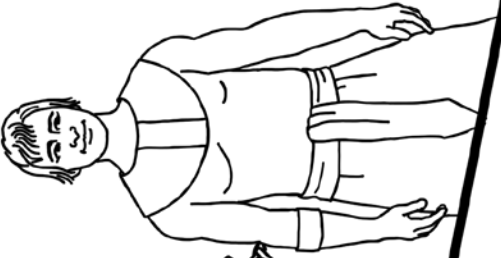
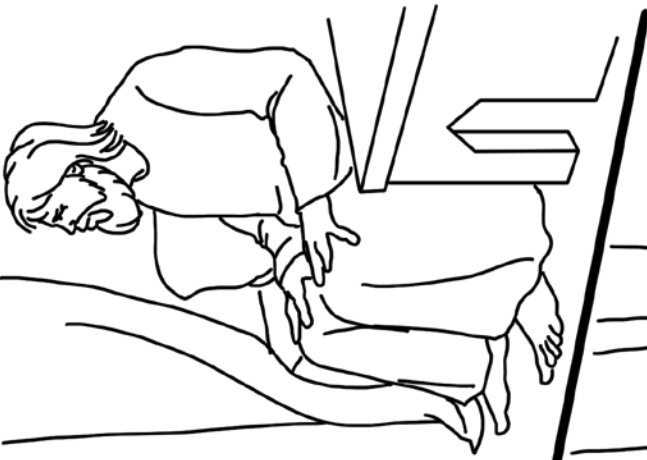


Yoseph



Naphtali





Sweetness of Torah

SWEET SOUNDS OF TORAH

(Sing Praises to His Name)

Here is the link for this song:

https://www.podomatic.com/podcasts/steveberkson/episodes/2017-01-11T06_23_43-08_00

Sing to the tune of "Mary Had a Little Lamb"

It is tradition to sing this song every time you finish a book of the Torah.

Chazak, Chazak V'nitchazek

Chazak, Chazak, v'nit-chazek, v'nit-chazek, v'nit-chazek

Chazak, Chazak, v'nit-chazek, be brave and be strong

We read five books of the Torah, the Torah, the Torah
We read five books of the Torah, and then we say chazak

Now we finished Bereishit, Bereishit, Bereishit

Now we finished Bereishit, and so we say chazak

Chazak, Chazak, v'nit-chazek, v'nit-chazek, v'nit-chazek

Chazak, Chazak, v'nit-chazek, be brave and be strong



SWEET TASTE OF TORAH

This snack relates to this week's parsha. Please take these as suggestions and make necessary changes based on your individual dietary needs.

Lion

Genesis 49:9



Ingredients:

- 1 slice navel orange
- 2 banana slices (represents ears)
- Black or red grapes slices (represents eyes, nose, mouth)
- 6 slivered almonds (3 on each side to represent whiskers)
- Kix cereal (represents mane)

Instructions:

Place 1 slice of a navel orange on a plate. Slice 2 pieces of a banana and place these slices on the orange slice to make ears for the lion.

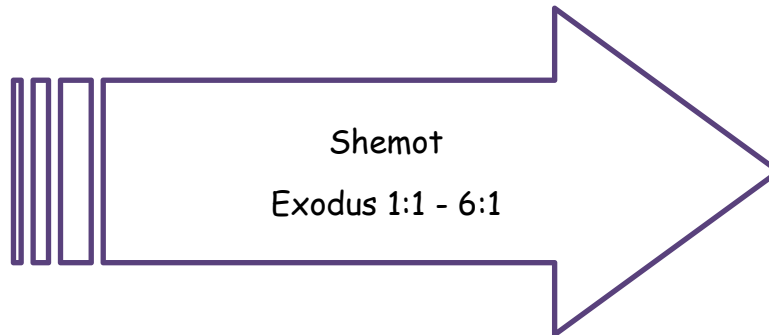
Grab a few black or red grapes and slice the grapes to make 2 eyes, 1 nose and a mouth for the lion.

Take 6 slivered almonds and place them on the lion - 3 on each side of the nose - represents the whiskers.

Finally, grab some Kix cereal and arrange the cereal around the outside of the orange slice to make the lion's mane.

Next Week's Treasure Hunt

Next Week's Torah Portion



Suggested Reading Schedule

Monday:	Ex. 1	The Yisrae'lites are enslaved and afflicted
Tuesday:	Ex. 2	Baby Mosheh is saved by Pharaoh's daughter; Mosheh kills a Mitsrite and flees to Midyan; Mosheh marries and has a son
Wednesday:	Ex. 3	Mosheh at the burning bush; Yahweh reveals His name to Mosheh
Thursday:	Ex. 4	Yahweh gives Mosheh signs for proof; Mosheh is given Aharon his brother as a helper; Mosheh returns to Mitsrayim; He and Aharon go before the elders
Friday:	Ex. 5:1 - 6:1	Mosheh and Aharon go before Pharaoh; Pharaoh tells them to make bricks without straw; Mosheh is given grief from his fellow Hebrews; Mosheh questions Yahweh