

# Vayechi

"He lived"

Genesis 47:28 - 50:26

Katan Aleph



In This Edition:

12.2 - Parting Is Such Sweet Sorrow

Genesis 23; 25:7-10; 35:16-20, 27-29; 47:28-31; 49:29-33; 50



---

# Table of Contents

---

Parsha Pearls is a comprehensive resource that allows for complete customization by the parent. We understand that if you were to strive to accomplish all aspects of each lesson in one day it would be unrealistic and also overload for the child. It is our intention that this be used 'a la carte' so that it suits your specific needs. Our site caters to printing only the pieces you choose.

This page will provide quick links to get to the portion of the document for which you are looking. When you hover over the title a finger will appear. Click on it and you will be taken directly to that page.

If you are new to Parsha Pearls, we have created an [Introduction](#) document outlining how to use our lessons, as well as a [Scriptural Inspiration](#) document, which explains our titles and the Scriptural inspiration for them. We pray that Parsha Pearls blesses your home and that your children will grow to love the Word and to never depart from keeping Torah. As always, feel free to email us at [parshapearls@mtoi.org](mailto:parshapearls@mtoi.org) if you have any questions.

<b>Gem Seeking</b> (The Main Lesson) . . . . .	<b>3</b>
➤ Little Gems Story (Story for Younger Children)	3
➤ Little Gems Story Characters	6
<b>Counting What You Gained</b> (Worksheets) . . . . .	<b>14</b>
➤ Storing Up Treasure in My Heart (Memory Verse)	14
➤ Seeking Treasure (Questions from the Parsha)	16
➤ Word Search	17
➤ Maze	18
<b>Precious Possessions</b> (Arts & Crafts) . . . . .	<b>19</b>
➤ Craft	19
➤ Coloring Page	23
<b>Sweetness of Torah</b> . . . . .	<b>24</b>
➤ Sweet Sounds of Torah (Song Corresponding to the Parsha)	24
➤ Sweet Taste of Torah (Snack Corresponding to the Parsha)	25
<b>Next Week's Treasure Hunt</b> (Looking Ahead to Next Week's Parsha) . . . . .	<b>26</b>



# Gem Seeking

## LITTLE GEMS STORY

### Parent/Teacher Preparation:

Please see the [Instructions for the Little Gems Story](#) on the YMTOI website. This will help you to understand how to prepare for the story.

### Parting Is Such Sweet Sorrow

Shalom children! This week we are going to finish the book of Bereishit and learn about some promises and agreements our patriarchs Abraham, Yitshaq and Ya'aqob made when it came time to bury their loved ones. **(Place patriarchs on board.)** You might be asking what is a patriarch? Patriarchs are men who are the heads of a family like your dad but they are also the heads of a tribe like the tribe of Yisra'el. We also have our matriarchs Sarah, Ribqah, Leah and Rahel. **(Place matriarchs on board.)** Matriarchs are women like your mom. They were married to the patriarchs.

Let's start with an important agreement that our 1<sup>st</sup> patriarch Abraham made with his neighbors in the land of Kena'an. **(Place older Abraham on board.)** Sarah our 1<sup>st</sup> matriarch **(place older Sarah on board)** did not live quite as long as her husband Abraham, and she died there in the land of Kena'an at the age of 127. That doesn't seem like a short life, but way back in the Bible times, people lived much longer than they do now. After Sarah died, Abraham was very, very sad. **(Place sad emoji on board.)** But when he was done crying, he decided to do something to honor her. He was going to buy her a beautiful burial place.

Back then, you wouldn't always bury a loved one in the ground. Instead, you would look for just the right cave, then wrap them up, lay them inside, and seal it off with a large stone. Abraham knew of a beautiful field, called Makpelah. Can you say it with me children? Say Mak-pe-lah. **(Allow children to answer.)** Very good! And in that field were many trees and a nice, big, cave. **(Remove older Sarah from board and place cave on board.)** Abraham knew that this peaceful cave would be the perfect place to bury his dear Sarah. And later, when the time came for him, there would be room in the big cave for him, too.

The problem was, the field of Makpelah was in an area that belonged to the family of Heth, who was a Kena'anite. **(Place sons of Heth on board.)** Abraham had lived in that land for some time, but he was not a Kena'anite himself. They may not let a foreigner buy this field that their own family might need someday. But when Abraham asked the sons of Heth about it, what a nice surprise he got! They were very agreeable to him, and said, "You are like a prince to us. You may pick the best of any of our burial places!" The sons of Heth were right.

Because Abraham honored Elohim, he had become a wealthy and important man among them, and helped the Kena'anites to prosper by buying food, fancy clothing and many other things from them. He was fair and generous to everyone. The sons of Heth knew that when Abraham made an agreement, he always kept his word.



Well, it turned out that Makpelah was owned by one of the neighbors of Heth's family, Ephron the Hittite. **(Place Ephron on board.)** So, the sons of Heth told Ephron that Abraham wanted to buy his field to bury his dead. Better yet, he said he would pay the full price in silver for the field and its cave. So, the sons of Heth went with Ephron to the city gate to talk with Abraham about the sale. Abraham bowed and humbly asked to purchase the field and the cave. But Ephron said, "Oh, don't bother paying me for the land; in the presence of all these witnesses, I give it to you. Go and bury your dead!"

Now, Abraham didn't want to hurt anyone's feelings by refusing such a generous gift, but he happened to have his thinking cap on that day. He knew that if he said yes to Ephron's gift of the land, someday down the road the sons of these Kena'anites might forget all about their forefather's generosity. Ephron's children and grandchildren did not worship Yahweh. They could easily stir up trouble and try to take back the field for themselves. So once again, Abraham humbled himself and bowed before them. "Please listen to me," he said, "and take the full amount of silver in payment and let me bury my dead there."

This was very unusual, because in those days people hardly ever paid full price for anything. They would say, "10 shekels? You're charging way too much! I can only afford 5." And the seller would say, "5? That's ridiculous! Can't you see how valuable this is? I can't take any less than 8." They would go back and forth about the price until they could agree. But Abraham offered Ephron whatever price he wanted to name, no matter how high - no haggling. Do you think perhaps Ephron was seeing dollar signs - um, well, shekel signs? He was thinking, "Ooh, I'm gonna make a bundle on this deal!" So, he named a nice round price: 400 shekels of silver! **(Place silver moneybag on board.)** Abraham didn't even blink. He weighed out the money in the presence of all the people and received a deed - the written proof that he was now the owner of the field, along with all the trees in the field - and best of all, the big cave. **(Place deed on board and point to cave.)** Now the Kena'anites would have to keep their word. I wonder if all of you keep your promises, just because you know it's the right thing to do. Do your parents have to make you follow through, or do you stick to your word, even if you don't always like to? **(Allow children to answer.)**

You see, Abraham didn't care about the price, because he remembered the solemn agreement - the covenant - that Yahweh had made with him and with all his children and grandchildren after him. If they would follow and obey Elohim, He would one day cause the Yisra'elites to possess the entire land of Kena'an. **(Place land of Kena'an scene on board.)** Abraham trusted that Yahweh would be true to His promise.

So, Abraham buried his dear Sarah in the cave of the field of Makpelah. And when he died, he was placed beside her in the cave. **(Remove all characters from board except for the cave and older Abraham. Place older Sarah on board along with older Abraham in front of the cave.)**



Now let's look at what happened quite a few years later. When Abraham's son Yitshaq died, his sons Ya'aqob and Esaw buried him - guess where? Yes, in the cave of Makpelah. **(Place older Yitshaq on board next to older Abraham and Sarah.)** Their mother Ribqah was buried there as well. **(Place older Ribqah on board next to Yitshaq.)** And then, at the good old age of 127, Ya'aqob died in the land of Mitsrayim. **(Place older Ya'aqob on board.)** He made his son Yoseph **(place Yoseph as governor on board)** promise to bury him back in Kena'an, alongside his father and mother, Yitshaq and Ribqah, and his grandfather and grandmother, Abraham and Sarah. **(Point to each person as you say their name.)** Even though Yoseph was very busy serving Pharaoh **(place Pharaoh on board)**, the ruler still allowed him to take his father's body on the long journey back to Kena'an to bury him. You see, Pharaoh understood the importance of keeping a promise - especially to a family member on their deathbed. Not only did Pharaoh say yes, but he arranged for Yoseph to take a great company of Mitsrite officials to mourn with him, to show respect for his father. **(Place group of Mitsrite men on board.)**

Now, when it came to burying their dead, the Mitsrites were very, very good at this thing called embalming. Have you ever heard that word before? Maybe you've heard of the word mummy? Embalming is another word for mummy. Embalming was a way of using special oils and spices to keep a dead body looking good for a long, long time. **(Place oils and spices on board.)** They would then wrap the body in a white linen fabric that looked like bandages and that is usually how we see mummies. **(Place white linen fabric strips on board.)** So, the body of Ya'aqob was embalmed, because he was about to be taken on a long, hot journey back to Kena'an, and they wanted to keep him smelling nice for the funeral service! **(Remove older Ya'aqob from board and place embalmed Ya'aqob on board.)** And when they got to Kena'an, Yoseph placed him - where?

Yes, in the cave of Makpelah, beside Abraham, Sarah, Yitshaq, Ribqah, and also Ya'aqob's wife Le'ah. **(Point to patriarchs and matriarchs and place embalmed Ya'aqob and older Le'ah next to them.)**


At last the time came for Yoseph to die, at the ripe age of 110. **(Remove Yoseph as governor from board.)** He made the children of Yisra'el promise that one day, when Yahweh was ready to bring His people back to Kena'an to possess it, they would take his bones with them and bury him with his ancestors. So, Yoseph was embalmed, too, and sealed in a coffin to wait for the day that they could take his body back there. **(Place coffin on board.)**

Do you think they kept their promise to take Yoseph back there? Do you think that Yahweh fulfilled the covenant He made to Abraham, Yitshaq and Ya'aqob to give the children of Yisra'el the land of Kena'an? We'll have to keep reading the Torah to find out!

Well children, our study through the book of Bereishit with our patriarchs and matriarchs is now finished. Next week we will hear stories from the 2<sup>nd</sup> book of the Torah, Shemot and continue learning about the children of Yisra'el and see what new adventures they encounter.

We will see you next week for another exciting Little Gems story!






Older Abraham



Older Sarah



Older Yitshaq



Older Ribqah



Ephron



Sons of Heth






Older Ya'aqob



Older Le'ah

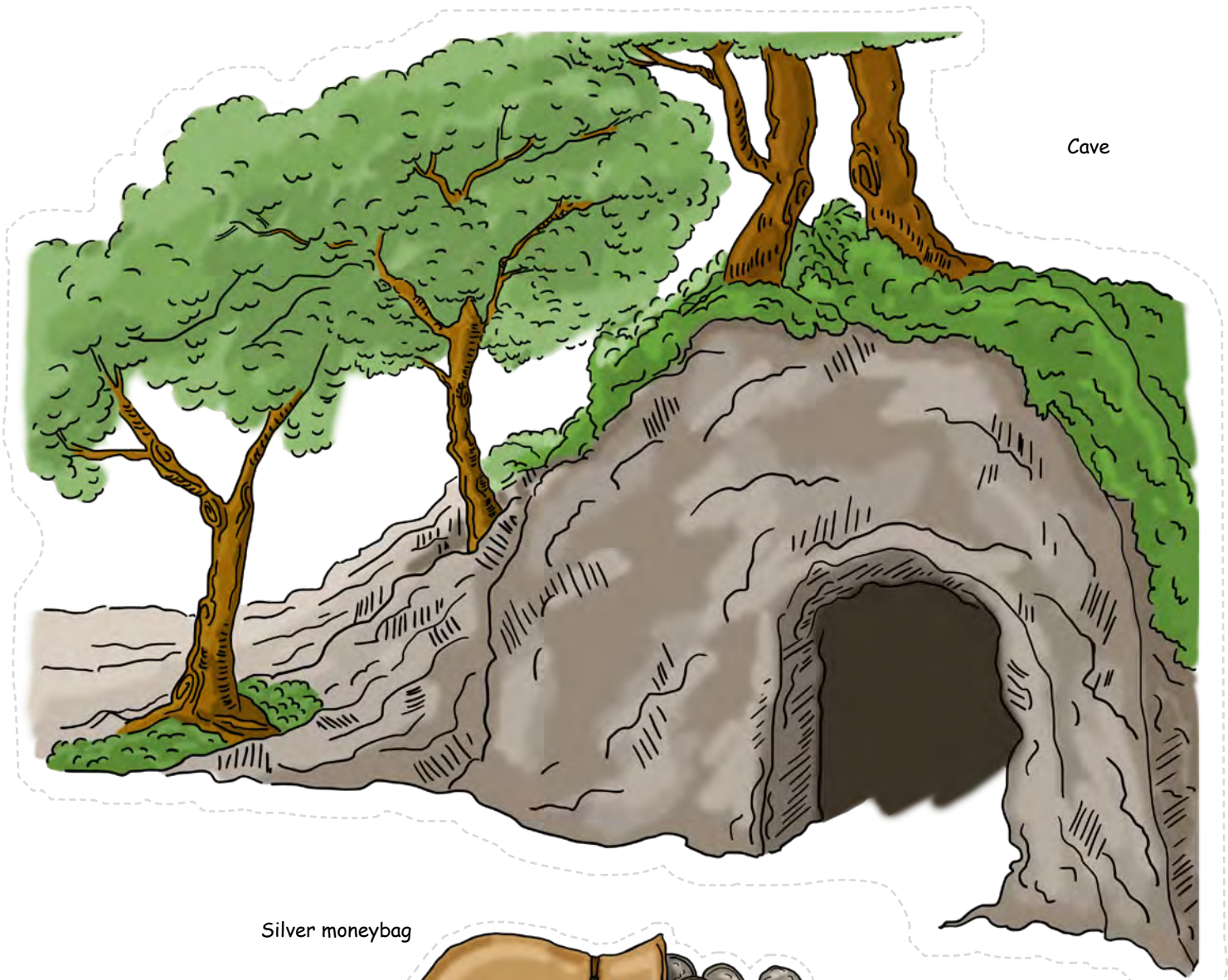


Yoseph as governor



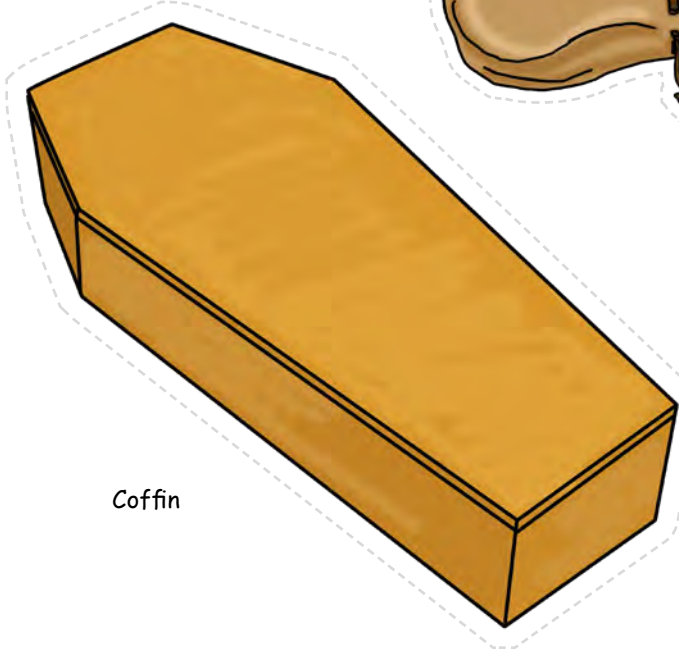
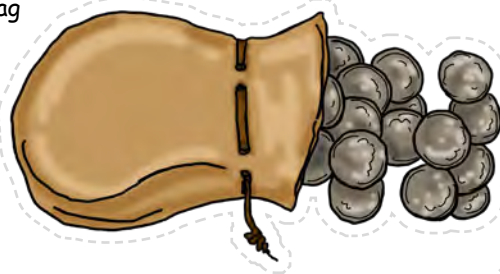
Group of Mitsrite men

Pharaoh




Cave

Silver moneybag




Coffin

Oils and spices







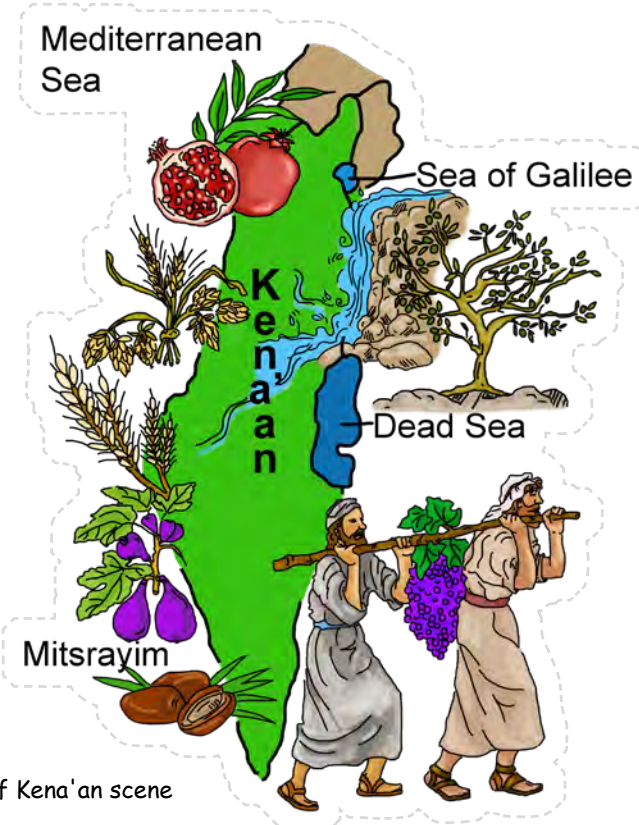
Patriarchs



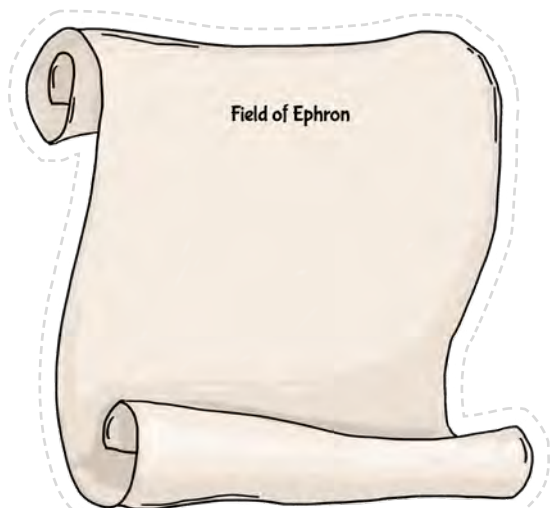
Matriarchs



Sad emoji



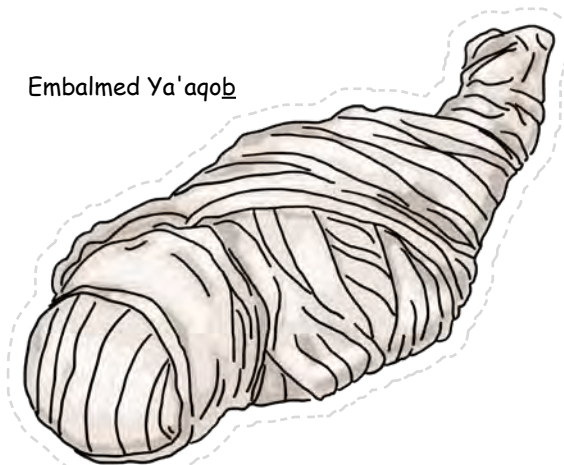
Land of Kena'an scene




Field of Ephron


Deed

White linen fabric strips



Embalmed Ya'aqob






Older Abraham



Older Sarah




Older Yitshaq



Older Ribqah



Ephron



Sons of Heth






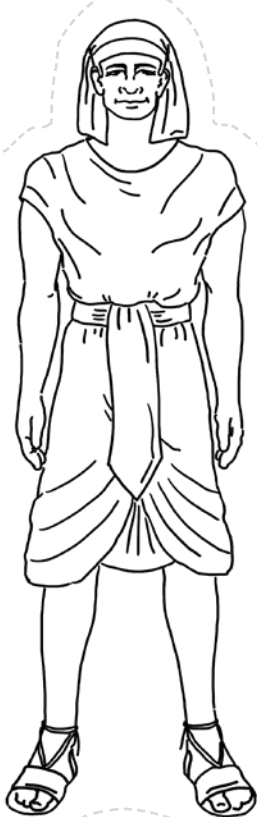
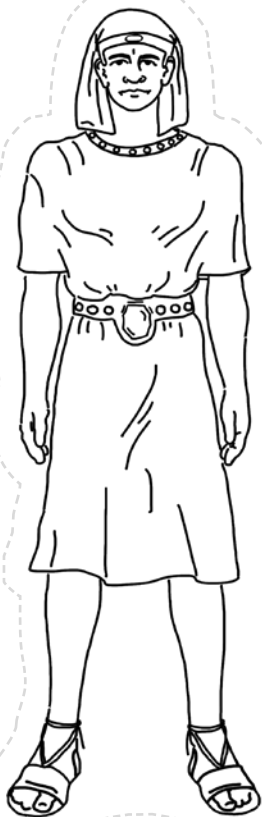
Older Ya'aqob



Older Le'ah

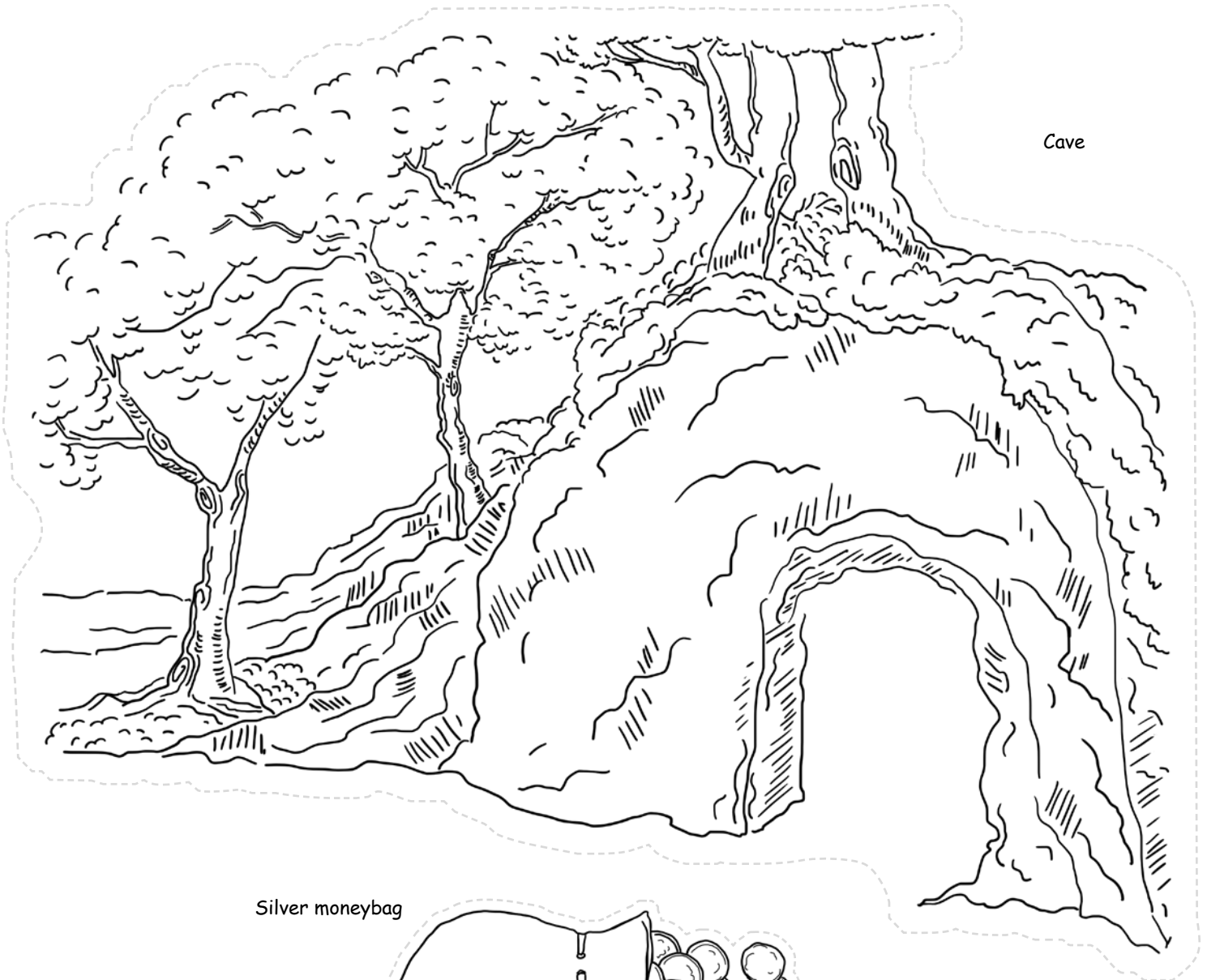


Yoseph as governor



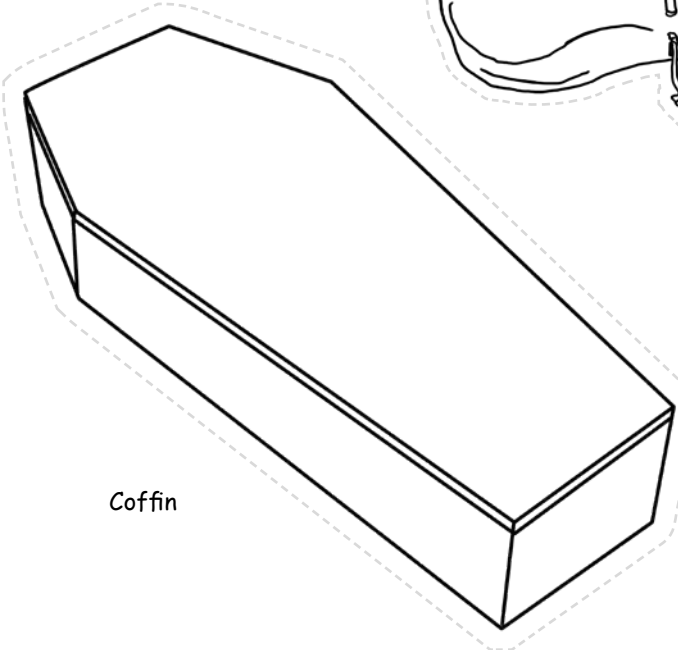
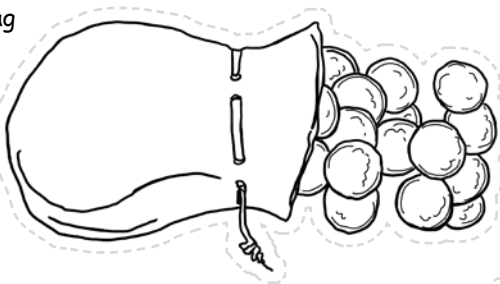
Group of Mitsrite men

Pharaoh



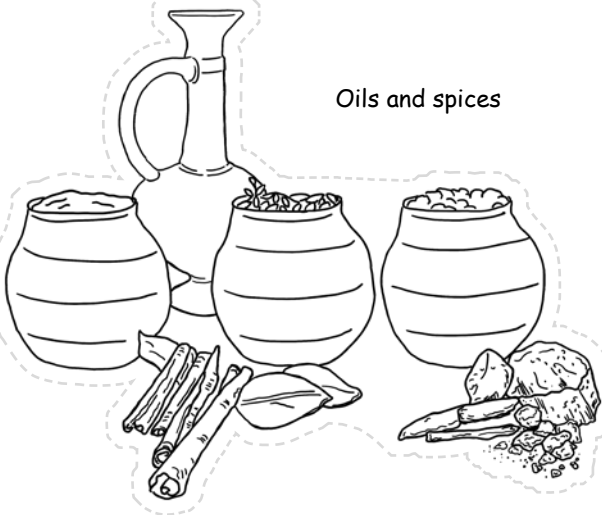
Cave


Silver moneybag




Coffin

Oils and spices





Patriarchs

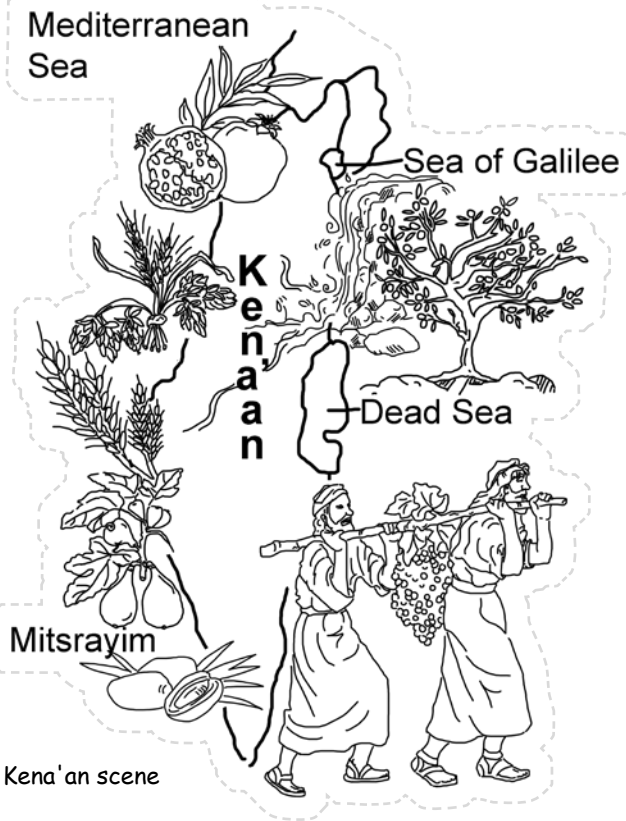


Matriarchs

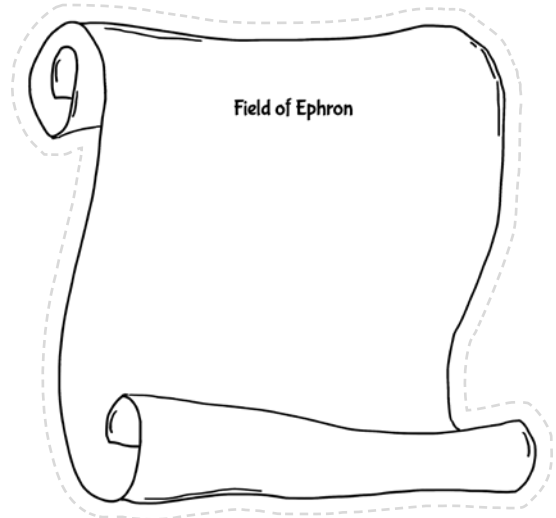


Sad emoji

Mediterranean Sea



Land of Kena'an scene

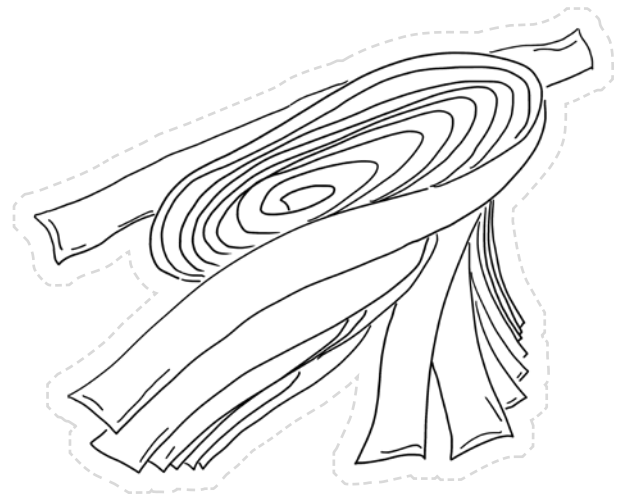
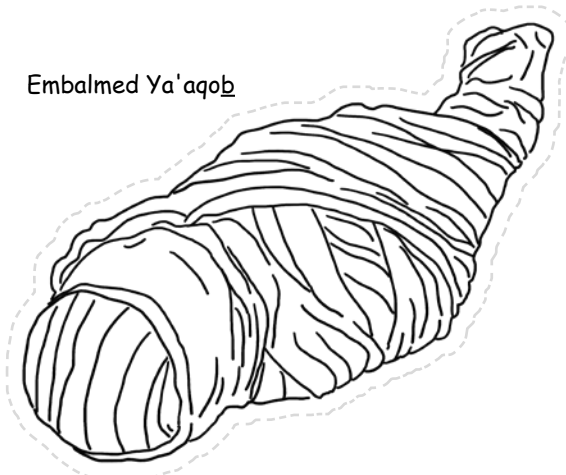


Field of Ephron

Deed

White linen fabric strips

Embalmed Ya'aqob

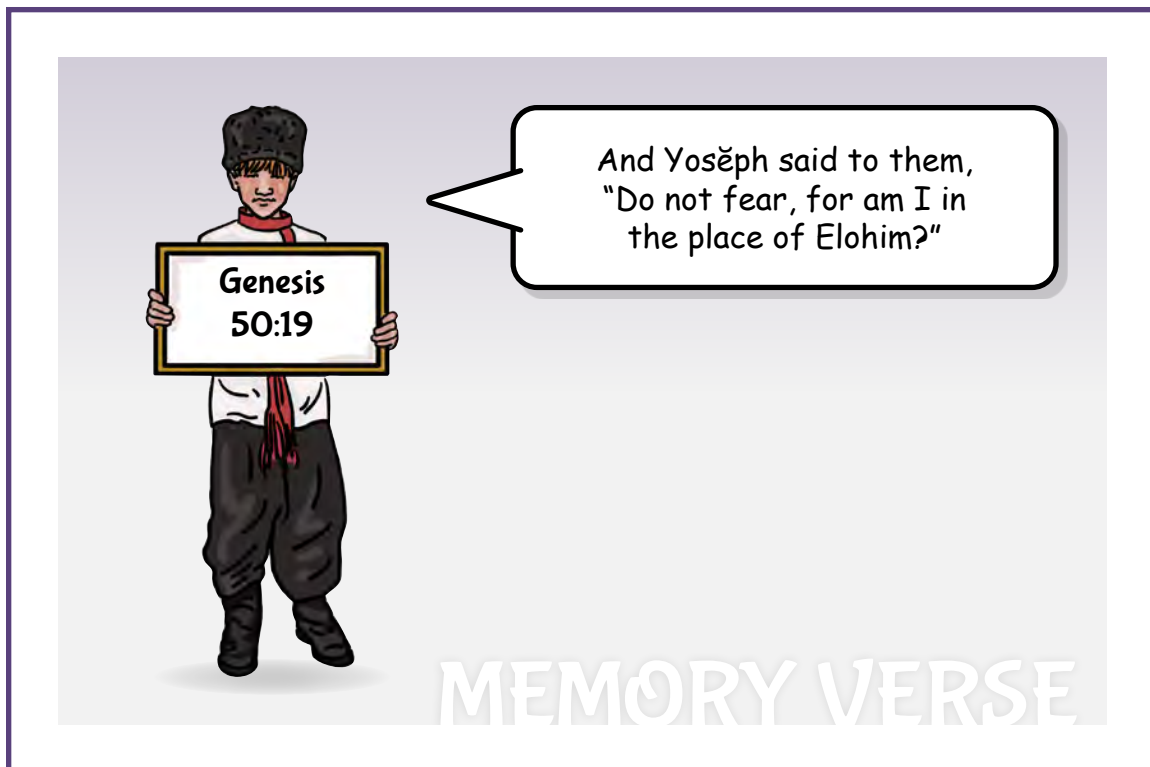


# Counting What You Gained

This next section is intended to be reinforcement of the lessons learned during this parsha. Choose the activities that best fit your child.

## STORING UP TREASURE IN MY HEART

The Katan Aleph memory verse for this Torah portion is Genesis 50:19. If they have not already done so, begin to help them to memorize the verse. Be creative and try acting it out, or putting it to music.





# SEEKING TREASURE

Circle the correct choices.

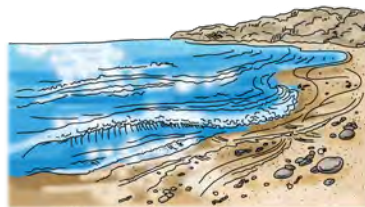

1. What did the physicians do to Ya'aqob? (50:2)



2. How many days did it take to embalm Ya'aqob? (50:3)



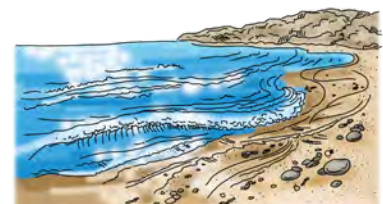

3. Where did Ya'aqob wish to be buried? (50:5)



4. What did Yoseph do for 7 days? (50:10)



5. Where did Yoseph and his brothers bury their father? (50:13)





# WORD SEARCH

Search for the hidden words from this week's parsha.



CAVE

FIELD

BURY


EMBALM

COFFIN

GRAVE



# MAZE



# Precious Possessions

## CRAFT

### Materials:

- Cardstock - white & green
- Paper bowl - dessert size
- Pebbles - small
- Scissors
- Tacky glue
- Hot glue
- Craft Templates: A & B (BW) or C & D (color)

## Burial Site of Patriarchs and Matriarchs

Genesis 50:13



### Parent/Teacher Preparation:

- Print Craft Templates of choice on white cardstock.
- Depending on the skill of the child, you may need to cut out the Template pieces for them.

### Instructions for the Craft:

- If using BW Templates, color using medium of choice.
- Cut out all Template pieces. (P1)

### Creating the Cave


- Cut a small paper dessert plate in half. (P2a)
- Cut around the bottom of the plate where the round edges are. (P2b, P2c)



P1



P2a



P2b



P2c

# Instructions for the Craft Cont'd:

## Decorating the Cave

- Using a gray coloring medium of choice, color the outside of the plate. (P3a, P3b)
- Using *Tacky glue*, run along the rim of the plate and place the back of the cave against the glue. Make sure that you see the brown back of the cave before adhering. (P4a, P4b)
- Using hot glue, add some drops on the curve of the cave and place some small pebbles on the glue. (P5a, P5b)



P3a



P3b



P4a



P4b

## Creating the Tree

- Using scissors cut the dotted lines on both tree pieces. (P6a, P6b)
- Insert one tree piece into the other. (P7a, P7b)



P5a

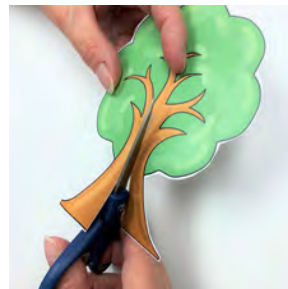


P5b

## Finishing the Craft

- Fold the patriarchs and matriarchs images along the lines. (P8)
- Place the cave, tree, patriarchs and matriarchs where desired on a sheet of green cardstock.


*You now have a visual representation of the patriarchs and matriarchs that were buried in the cave of the field of Makpelah.*



P6a



P6b



P7a




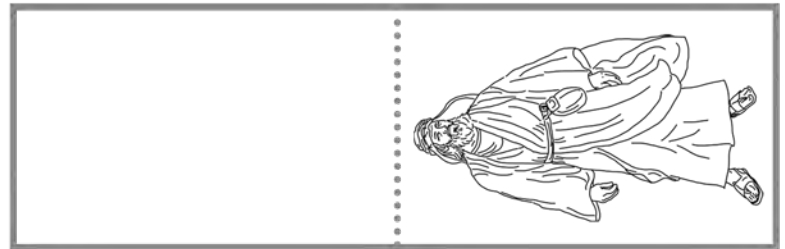
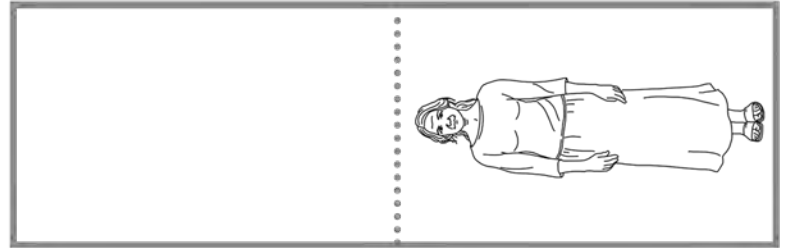

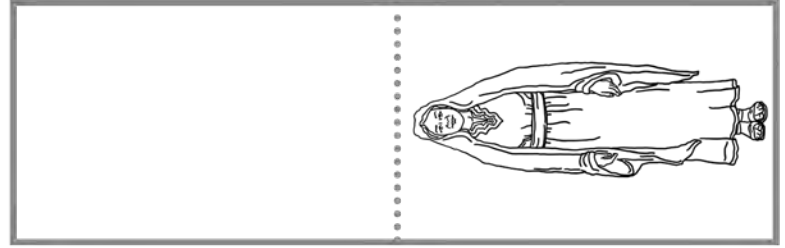
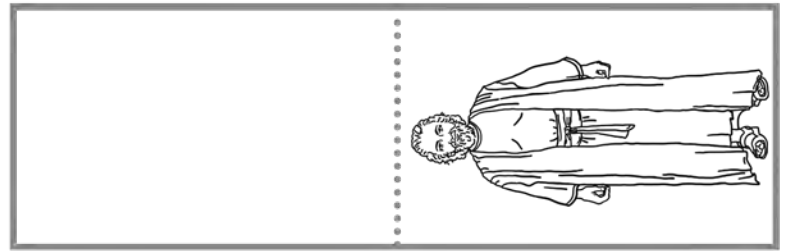

P7b



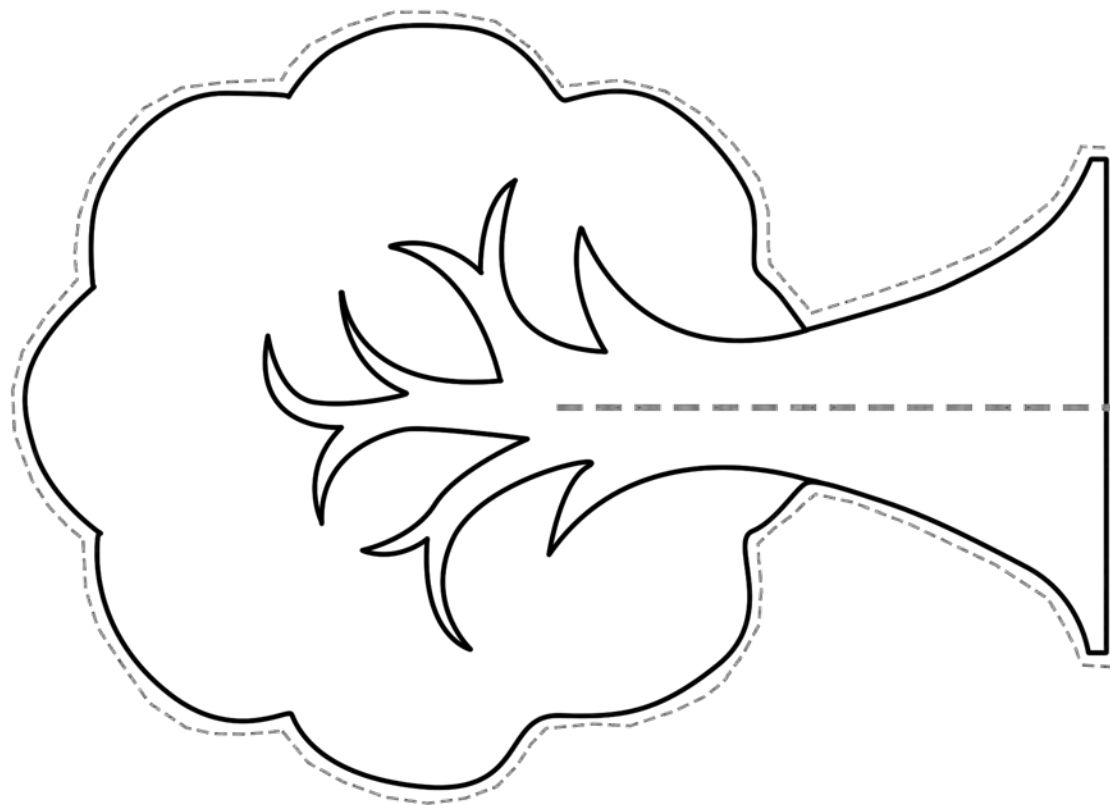
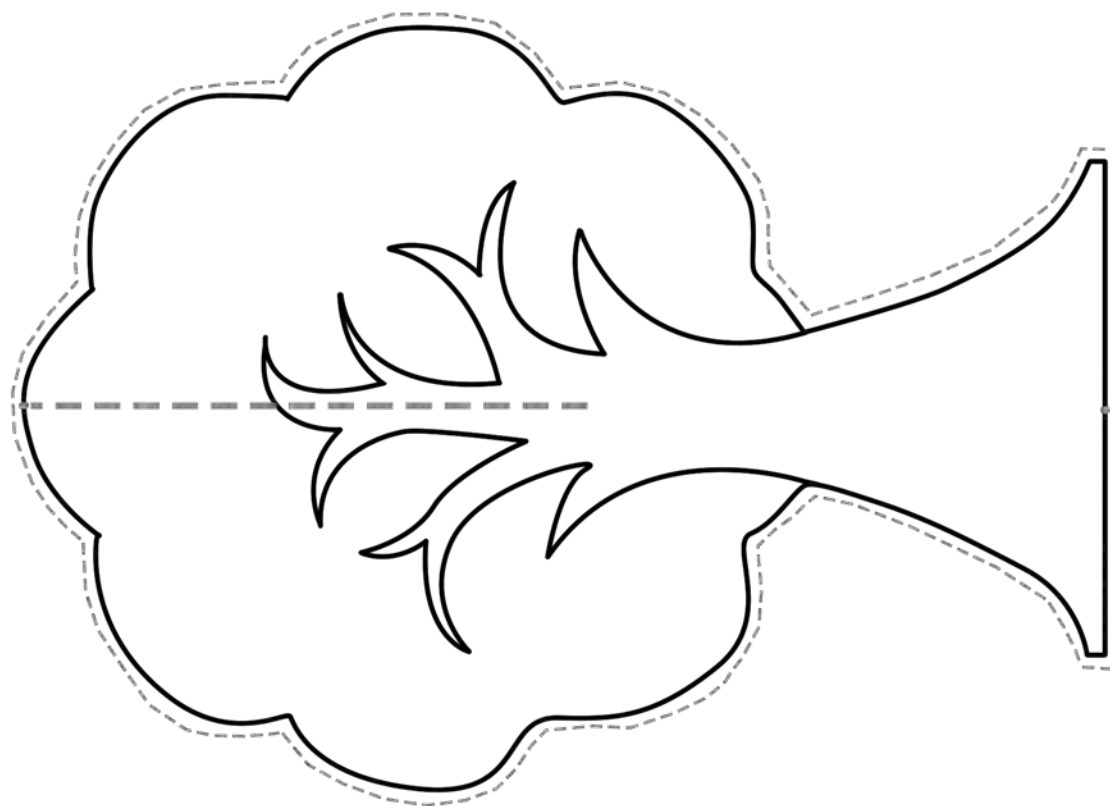
P8

Craft Template A (BW)

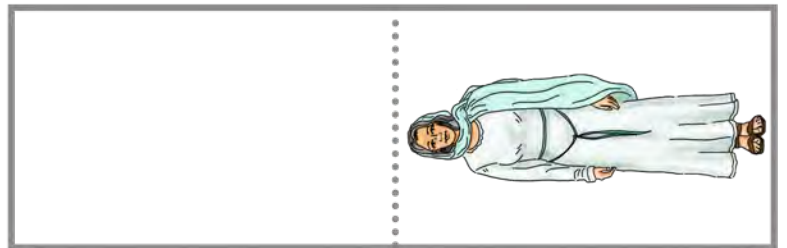
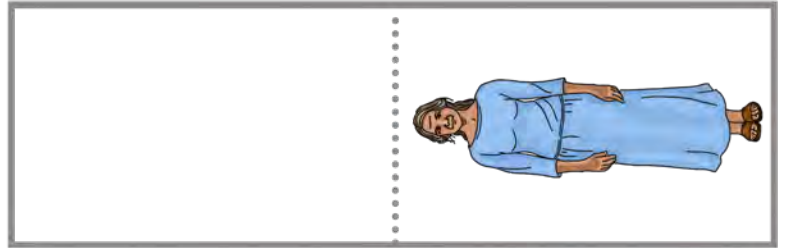

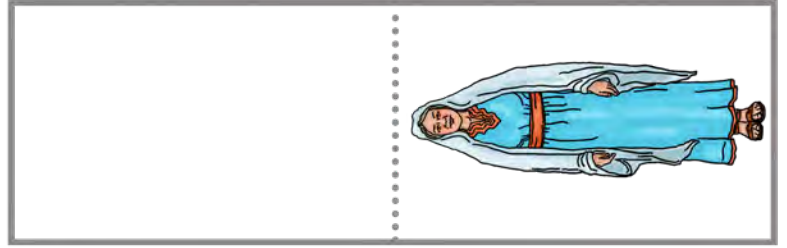

Cave Back





Craft Template B (BW)




Cave Back



Craft Template D (color)







---

# Sweetness of Torah

---

## SWEET SOUNDS OF TORAH

(Sing Praises to His Name)

Here is the link for this song:

[https://www.podomatic.com/podcasts/steveberkson/episodes/2019-11-01T07\\_41\\_39-07\\_00](https://www.podomatic.com/podcasts/steveberkson/episodes/2019-11-01T07_41_39-07_00)

Sing to the tune of "Mary Had a Little Lamb"

*It is tradition to sing this song every time you finish a book of the Torah.*

### Chazak, Chazak V'nitchazek

Chazak, Chazak, v'nit-chazek, v'nit-chazek, v'nit-chazek  
Chazak, Chazak, v'nit-chazek, be brave and be strong

We read five books of the Torah, the Torah, the Torah  
We read five books of the Torah, and then we say chazak

Now we finished Bereishit, Bereishit, Bereishit  
Now we finished Bereishit, and so we say chazak

Chazak, Chazak, v'nit-chazek, v'nit-chazek, v'nit-chazek  
Chazak, Chazak, v'nit-chazek, be brave and be strong



# SWEET TASTE OF TORAH

This snack relates to this week's parsha. Please take these as suggestions and make necessary changes based on your individual dietary needs.

## Embalmed Cookies

Genesis 50:2-3, 26



### Ingredients:

- *Nutter Butter* cookies or shortbread cookies (approximately 10)
- 1 c. white chocolate chips
- $\frac{1}{2}$  Tbsp. vegetable oil
- Candy eyes
- Parchment paper

### Instructions:

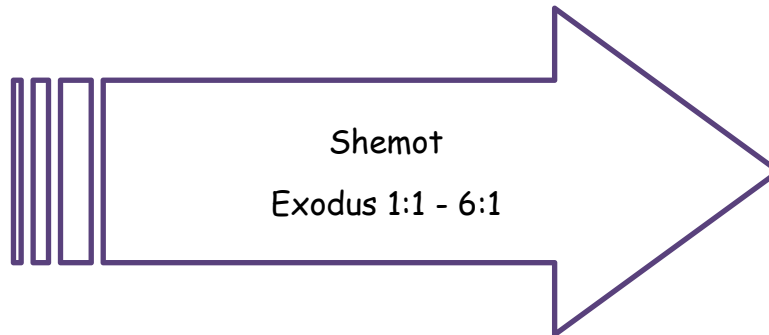
Start by melting the white chocolate and vegetable oil in a pan. When melting white chocolate, the most success is in melting it on low heat.

Transfer the white chocolate into a small plastic bag (or a frosting bag with a #2 tip). Cut the very edge corner off the bag and then pipe the melted white chocolate over the cookies to form the 'bandages.'

Before the white chocolate has a chance to harden, place 2 candy eyes on embalmed cookies and place on parchment paper.

# Next Week's Treasure Hunt

## Next Week's Torah Portion



## Suggested Reading Schedule

Monday:	Ex. 1	The Yisrae'lites are enslaved and afflicted
Tuesday:	Ex. 2	Baby Mosheh is saved by Pharaoh's daughter; Mosheh kills a Mitsrite and flees to Midyan; Mosheh marries and has a son
Wednesday:	Ex. 3	Mosheh at the burning bush; Yahweh reveals His name to Mosheh
Thursday:	Ex. 4	Yahweh gives Mosheh signs for proof; Mosheh is given Aharon his brother as a helper; Mosheh returns to Mitsrayim; He and Aharon go before the elders
Friday:	Ex. 5:1 - 6:1	Mosheh and Aharon go before Pharaoh; Pharaoh tells them to make bricks without straw; Mosheh is given grief from his fellow Hebrews; Mosheh questions Yahweh