

# Parsha Pearls

# Shemot

"Names"

Exodus 1:1 - 6:1  
Katan Bet/Gadol



In This Edition:  
13.2 - This Bush Is On Fire  
Exodus 2-3



# Table of Contents

Parsha Pearls is a comprehensive resource that allows for complete customization by the parent. We understand that if you were to strive to accomplish all aspects of each lesson in one day it would be unrealistic and also overload for the child. It is our intention that this be used 'a la carte' so that it suits your specific needs. Our site caters to printing only the pieces you choose.

This page will provide quick links to get to the portion of the document for which you are looking. When you hover over the title a finger will appear. Click on it and you will be taken directly to that page.

If you are new to Parsha Pearls, we have created an [Introduction](#) document outlining how to use our lessons, as well as a [Scriptural Inspiration](#) document, which explains our titles and the Scriptural inspiration for them. We pray that Parsha Pearls blesses your home and that your children will grow to love the Word and to never depart from keeping Torah. As always, feel free to email us at [parshapearls@mtoi.org](mailto:parshapearls@mtoi.org) if you have any questions.

➤ Shemot Overview	3
<b>Pearl Seeking</b> (The Main Lesson) . . . . .	<b>4</b>
➤ Treasuring His Word (Overview of the Parsha)	4
➤ Parsha Points (Main Lesson Content)	4
➤ Digging Deeper (Thought Provoking Questions)	7
<b>Searching Out Hebrew</b> (Reading & Writing) . . . . .	<b>8</b>
➤ Words	8
➤ Numbers	8
➤ Word Match	9
➤ Flashcards	10
➤ Writing Hebrew	11
<b>Counting What You Gained</b> (Worksheets) . . . . .	<b>12</b>
➤ Storing Up Treasure In My Heart (Memory Verse)	12
➤ Seeking Treasure (Questions from the Parsha)	14
➤ Word Search	16
➤ Crossword Puzzle	18
➤ Maze	20
<b>Precious Possessions</b> (Arts & Crafts) . . . . .	<b>21</b>
➤ Notebook Page	21
➤ Coloring Page	28
➤ Shemot Coloring Page	29
<b>Sweetness of Torah</b> . . . . .	<b>30</b>
➤ Sweet Sounds of Torah (Song Corresponding to the Parsha)	30
➤ Sweet Taste of Torah (Snack Corresponding to the Parsha)	31
<b>Next Week's Treasure Hunt</b> (Looking Ahead to Next Week's Parsha) . . . . .	<b>32</b>

# SHEMOT OVERVIEW

## 'These are the names'... Shemot

Today, we are starting the 2<sup>nd</sup> book of the Torah, called Shemot, which means 'names' because the parsha starts with listing the names of all the children of Yisra'el (Israel) who went to Mitsrayim (Egypt). In English, the 2<sup>nd</sup> book of the Torah is called Exodus, which has a different meaning from the Hebrew. Exodus means 'a mass departure of people' and is the main theme of the book of Shemot. The 1<sup>st</sup> book of the Torah, Bereishit (Genesis) ended with the 12 tribes of Yisra'el having moved to Mitsrayim with the help of their brother Yoseph to start a new life during the famine. Now we are going to continue our story a few generations later and learn about Mosheh (Moses) who is from the tribe of Lewi (Levi), and how he was called to lead the exodus of the 12 tribes of Yisra'el from Mitsrayim to Kena'an (Canaan).

Because each parsha is so rich in information, we will only be able to examine certain parts of each parsha per lesson. We do encourage parents and their children to do their own studies. In future years, we will fill in the pieces from each parsha that we did not cover previously.

**Here is a breakdown of the 11 parashot in the book of Shemot:**

- Shemot (Names) - Ch. 1-5
- Va'eira (I appeared) - Ch. 6-9
- Bo (Go in) - Ch. 10-13
- Beshalach (When He sent) - Ch. 13-17
- Yitro (Jethro - His Excellency) - Ch. 18-20
- Mishpatim (Right-rulings) - Ch. 21-24
- Terumah - (Contribution) - Ch. 25-27
- Tetzaveh - (You shall command) - Ch. 27-30
- Ki Tisa - (When you lift up, or take up) - Ch. 30-34
- Vayak'hel - (He assembled) - Ch. 35-38
- Pekudei - (Amounts or Accounts) - Ch. 38-40

We pray that you will be blessed as we begin our study in the 2<sup>nd</sup> book of the Torah. Let's dig in!

## SHALOM FROM YMTOI/MTOI

---

# Pearl Seeking

---

## TREASURING HIS WORD

Let's do a quick overview of the entire Torah portion:

Monday:	Ex. 1	The Yisra'elites are enslaved and afflicted
Tuesday:	Ex. 2	Baby Mosheh is saved by Pharaoh's daughter; Mosheh kills a Mitsrite and flees to Midyan, Mosheh marries and has a son
Wednesday:	Ex. 3	Mosheh at the burning bush; Yahweh reveals His name to Mosheh
Thursday:	Ex. 4	Yahweh gives Mosheh signs for proof; Mosheh is given Aharon his brother as a helper; Mosheh returns to Mitsrayim; He and Aharon go before the elders
Friday:	Ex. 5:1 - 6:1	Mosheh and Aharon go before Pharaoh; Pharaoh tells them to make bricks without straw; Mosheh is given grief from his fellow Hebrews; Mosheh questions Yahweh

As we start the book of Shemot, several generations have been born to Ya'aqob's sons since the story of Yoseph. The Yisra'elites are now slaves in Mitsrayim (Egypt) and are forced to do hard labor under a new Pharaoh who did NOT remember Yoseph. The Mitsrites became fearful of the growth of the Yisra'elites and tried to get rid of all the newborn baby boys. They tried to enlist midwives to help kill them at birth, and also threw the newborn boys into the river. In this week's Parsha Pearls lesson, we will be introduced to Mosheh and his story. Now, let's read Ex. 2-3.

## PARSHA POINTS

- A man and woman from the tribe of Lewi were married during the time the newborn sons were being thrown into the river - 1:22; 2:1
- They have a son and tried to keep him hidden for 3 (**shalosh**) months - 2:2
- When they could hide him no longer, the mother made a small ark of wicker and coated it with tar and pitch. She placed Mosheh in the ark and set him afloat by the reeds (**soof**) in the river - 2:3
- The baby's older sister watched to see what would happen to her brother - 2:4
- Pharaoh's daughter spotted the ark and sent her female servant to draw it out of the river. Upon hearing the child (**yeled**) cry, she had compassion on him, recognizing that he was one of the children of the Hebrews - 2:5-6
- The baby's sister appeared and asked if she could recommend a woman to nurse the baby - 2:7



- Pharaoh's daughter instructed the baby's mother to take the baby with her and nurse him until he was old enough to be weaned, promising to pay her wages for doing this - 2:9
- When the baby no longer needed to be nursed, he was brought back to the palace. Pharaoh's daughter named him Mosheh (meaning, 'Because I have drawn him out of the water'), and took him to be her son - 2:10
- When Mosheh was grown, he went out to look on the burdens of his people and observed a Mitsrian beating one of his Hebrew brothers. He killed the Mitsrian and hid him in the sand - 2:11-12



- The day after this incident, he intervened between 2 (**shtayim**) Hebrews fighting with each other. Resenting Mosheh's interference, they revealed to him their knowledge of his murder of the Mitsrian. Mosheh knew that Pharaoh would soon find out and was greatly afraid - 2:13-14
- Pharaoh heard of the matter and sought to kill Mosheh. Mosheh fled to Midyan to hide from Pharaoh - 2:15

- Mosheh sat down by a well and saw the 7 (**sheva**) daughters of the priest of Midyan, Re'u'el (meaning, 'friend of Elohim') drawing water to fill their troughs for their father's flocks - 2:15-16



- Some shepherds arrived and attempted to drive the girls back, but Mosheh intervened on their behalf. He rescued the sisters and watered the flock for them - 2:16
- The girls returned early to their father and explained what Mosheh had done to help them - 2:18-19
- Their father invited Mosheh to eat bread with him, and Mosheh decided to dwell with Re'u'el's family - 2:20-21a
- Mosheh married Tsipporah one of Yitro's (meaning, 'excellency') daughters, who bore him Gereshom, his 1<sup>st</sup> son (meaning, 'I have become a sojourner in a foreign land') - 2:21-22
- During this time, the Pharaoh died and a new one arose. He made the burdens of the children of Yisra'el so great that their many cries were heard by Elohim - 2:23



- Elohim remembered his covenant that He had made with Abraham, Yitshaq and Ya'aqob and looked down with compassion upon the sufferings of the children of Yisra'el, and 'knew' (He knew it was time to intervene on their behalf) - 2:24-25
- While Mosheh was shepherding his father-in-law's flocks he came to Horeb, the mountain of Elohim - 3:1
- The Messenger of Elohim appeared to Mosheh in a flame of fire (**aish**) that sprang from the middle of a bush. To Mosheh's amazement, the bush was a flame, yet NOT being burned up - 3:2
- Mosheh turned aside to inspect this miraculous non-burning bush - 3:3
- Elohim called to him, "Mosheh! Mosheh!" And he answered, "Here I am" - 3:4





- Elohim said to Mosheh (3:5-7):

- "Do not come near here"
- "Take your sandals off your feet"
- "The place you are standing on, is set-apart ground"
- "I am the Elohim of your father, the Elohim of Abraham, the Elohim of Yitshaq, and the Elohim of Ya'aqobu"
- "I have seen the oppression of My people in Mitsrayim"
- "I have heard their cry"
- "I know their sorrows"



- Mosheh hid his face from Elohim, because he was afraid to look at Elohim - 3:6
- Elohim revealed to Mosheh His plan (3:8-10):
  - "I have come down to deliver My people from the Mitsrites"
  - "I will bring them to a land that is spacious, and flowing with milk and honey"
  - "There will be Kena'anites, Hittites, Amorites, Perizzites, Hiwwites and Yebusites living there"
  - "I am sending you to Pharaoh, to bring My people, the children of Yisra'el, out of Mitsrayim"
- Mosheh asked Elohim who was he, that he should be the one who would bring the children of Yisra'el out of Mitsrayim - 3:11
- Elohim told Mosheh that once the Yisra'elites were delivered from Mitsrayim, he would return to that mountain with the whole nation of Yisra'el, to serve Elohim there. Then Mosheh would know for sure that Elohim had chosen him and was with him - 3:12
- Mosheh anticipates that when he claims to be sent by the Elohim of their fathers, the Yisra'elites will question him further. He asks Elohim by what Name He should be identified to the people - 3:13
- Elohim tells Mosheh to say unto the children of Yisra'el (3:14-15):
  - "I am that which I am" (**Ehyeh asher Ehyeh**) has sent me to you
  - "Yahweh Elohim of your fathers, the Elohim of Abraham, the Elohim of Yitshaq, and the Elohim of Ya'aqobu has sent me to you"
  - "This is My name forever"
  - "This is My remembrance to all generations"
- Elohim told Mosheh to gather the elders of Yisra'el and tell them all these things - 3:16-17
- Elohim told Mosheh that (3:18):
  - the elders would listen to his voice
  - he and the elders would go before Pharaoh
  - they would tell Pharaoh that Yahweh Elohim of the Hebrews had met with them
  - they should 'ask' to go on a 3-day journey in the wilderness to slaughter (give sacrifices) to their Elohim

- Elohim reveals the rest of the picture to Mosheh (3:19-22):
  - Pharaoh was NOT going to let the Yisra'elites go, NOT even by Elohim's strong hand
  - Elohim would stretch out His hand and do wonders in Mitsrayim
  - After that, Pharaoh would let them go
  - The children of Yisra'el would NOT leave empty-handed
  - The women were to ask the Mitsrites for silver, gold and garments
  - The Mitsrites would give them willingly, and thus Yisra'el would plunder the Mitsrites before they departed



## DIGGING DEEPER

Parents/Teachers may choose to use these prompts for further discussion of the Torah portion.

- Do some historical research to discover who the Pharaoh and daughter of Pharaoh would have been at the time Mosheh was drawn from the river.
- Discuss all the privileges Moshesh would have had growing up in the royal court.
- Apart from what the movies try to show, Mosheh seems to have grown up knowing all along that he was Hebrew. How would this have affected his feelings toward Pharaoh? How would Pharaoh have felt about him?
- The laws back then against killing a Mitsrian were NOT alien to Mosheh. Why do you think he did it anyway? Notice that once Pharaoh heard what Mosheh had done, he was NOT exempt from punishment simply by being Pharaoh's 'grandson'.
- Research who the Midyanites were; did they know the true Elohim? (Gen. 25:1-2)
- When Mosheh approached the burning bush, Elohim asked him to take off his sandals because he was on holy (set-apart) ground. Discuss the ancient custom of removing one's shoes to show honor and respect upon entering someone's home.
- Who was it that spoke to Mosheh from the burning bush? Was it Yeshua?
- Discuss the meaning behind "I am that which I am", and how the children of Yisra'el would have understood this name when Mosheh revealed it to them.
- Look up how many of the patriarchs said the same phrase, "Hineni" (Here I am) that Mosheh used. (Gen. 22:1; 31:11; 37:13; 46:2) Can you find a major prophet who also used this expression?
- What does the land of milk and honey represent? Today we get milk from cows and honey from bees. Research where the milk and honey would have come from in the ancient Middle East, as opposed to our modern Western perception.

# Searching Out Hebrew

Parents/Teachers can print out the '[Hebrew Pronunciation Guide](#)' to help with the pronunciation of Hebrew names and words. They can be cut out and used in conjunction with the Flashcards.

## WORDS

Parents/Teachers see the following page for 3 x 5 card cut outs of the words from this week's parsha. If printed on cardstock, they can be kept in a box to reinforce learning.

Soof ( סוּף ) - reeds

Yeled ( יֶלֶד ) - child

Aish ( אֵשׁ ) - fire

Ehyeh asher Ehyeh ( אֶהְיֶה אֲשֶׁר אֶהְיֶה ) - I am that (which) I am

## NUMBERS

Parents/Teachers can print out these numbers to have as additional resources. These can be found under the 'Resources' tab on the YMTOI website.

2 - shtayim

3 - shalosh

7 - sheva



# WORD MATCH

Match this week's Hebrew words to their correct definition.

Aish

Child

Ehyeh asher Ehyeh

Fire

Soof

I Am That (Which) I Am

Yeled

Reeds

# FLASHCARDS

ילד

**Yeled**

Ye-led

child

אהיה אשר אהיה

**Ehyeh asher**

**Ehyeh**

Eh-yeh a-sher Eh-yeh

I am that (which) I am

סוף

**Soof**

Soof

reeds

אש

**Aish**

Aish

fire

# WRITING HEBREW

Yeled (child)

ילד

Dalet Lamed Yud

Ehyeh asher Ehyeh (I am that (which) I am)

אהיה אשר אהיה

Hey Yod Hey Aleph Resh Shin Aleph Hey Yod Hey Aleph

Soof (reeds)

סוף

Fey Soffit Vav Samech

Aish (fire)

אש


Shin Aleph

# Counting What You Gained

This next section is intended to be reinforcement of the lessons learned during this parsha. Choose the activities that best fit your child.

## STORING UP TREASURE IN MY HEART

The Katan Bet and Gadol memory verse is Exodus 3:15. You can review the verse with them by reciting it out loud, acting it out, putting it to music...whatever works for you.



And Elohim said further to Mosheh, "Thus you are to say to the children of Yisra'el, Yahweh Elohim of your fathers, the Elohim of Abraham, the Elohim of Yitshaq, and the Elohim of Ya'aqob, has sent me to you. This is My Name forever, and this is My remembrance to all generations."

MEMORY VERSE

Use this space to draw a picture of the verse memorized.

Use this space to write out the verse memorized.



# SEEKING TREASURE

1.




What tribe was Mosheh from?

\_\_\_\_\_

(2:1)

2.



How many months did Mosheh's  
mother hide him?

\_\_\_\_\_

(2:2)

3.



What material was used to make the  
ark (basket) that held Mosheh?

**Circle the correct choice.**

wood   fiberglass   aluminum

steel   wicker   kevlar

(2:3)

4.



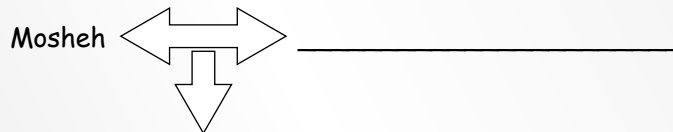
Where did Mosheh flee to?

\_\_\_\_\_

(2:15)

5.

Fill in the family of Mosheh found in Chapter 2.



6.



And it came to be after these many days that the \_\_\_\_\_ of Mitsrayim died. And the children of Yisra'el groaned because of the \_\_\_\_\_, and they cried out. And their cry came up to \_\_\_\_\_ because of the slavery. And Elohim heard their \_\_\_\_\_, and Elohim remembered His \_\_\_\_\_ with Abraham, with Yitshaq, and with Ya'aqob. And Elohim looked on the children of Yisra'el and Elohim \_\_\_\_\_!

(2:23-25)

7.



What mountain did Mosheh go up to?


**Circle the correct choice.**

Mt. Nebo   Mt. Sinai   Mt. Gerizim

Mt. Horeb   Mt. Eybal

(3:1)

8.



What did Yahweh say the place would have where He would bring the children of Yisra'el?

**Circle the correct choices.**

wheat   barley   milk   pomegranates

olives   figs   grapes   oil   honey

(3:8)

9.



With what words did Mosheh respond when Elohim called to him from the burning bush?

\_\_\_\_\_

(3:4)

10.




What did Elohim tell Mosheh to reveal to the children of Yisra'el as His Name?

\_\_\_\_\_  
\_\_\_\_\_

(3:14)

# WORD SEARCH

Search for the hidden words from this week's parsha.



DAUGHTER OF PHARAOH

HEBREWS

WATER

SHEPHERDS

YITRO

BURNING BUSH

MILK AND HONEY

NURSE

MIDYAN

MOSHEH

HOREB

OPPRESSION

PLUNDER

RIVER-SIDE

COMPASSION

WAGES

TROUGHS


TSIPPORAH

GERESHOM

SLAVE DRIVERS



## Answer Key



DAUGHTER OF PHARAOH

HEBREWS

WATER

SHEPHERDS

YITRO

BURNING BUSH

MILK AND HONEY

NURSE

MIDYAN

MOSHEH

HOREB

OPPRESSION

PLUNDER

RIVER-SIDE

COMPASSION

WAGES

TROUGHS


TSIPPORAH

GERESHOM

SLAVE DRIVERS

# CROSSWORD PUZZLE

Complete the crossword using words from this week's parsha.



## Across

5. Mosheh's wife's name.
7. The bush did NOT \_\_\_\_\_.
8. Elohim told Mosheh that they were going to leave with objects of silver and gold and \_\_\_\_\_.
10. Mosheh means drawn from the \_\_\_\_\_.

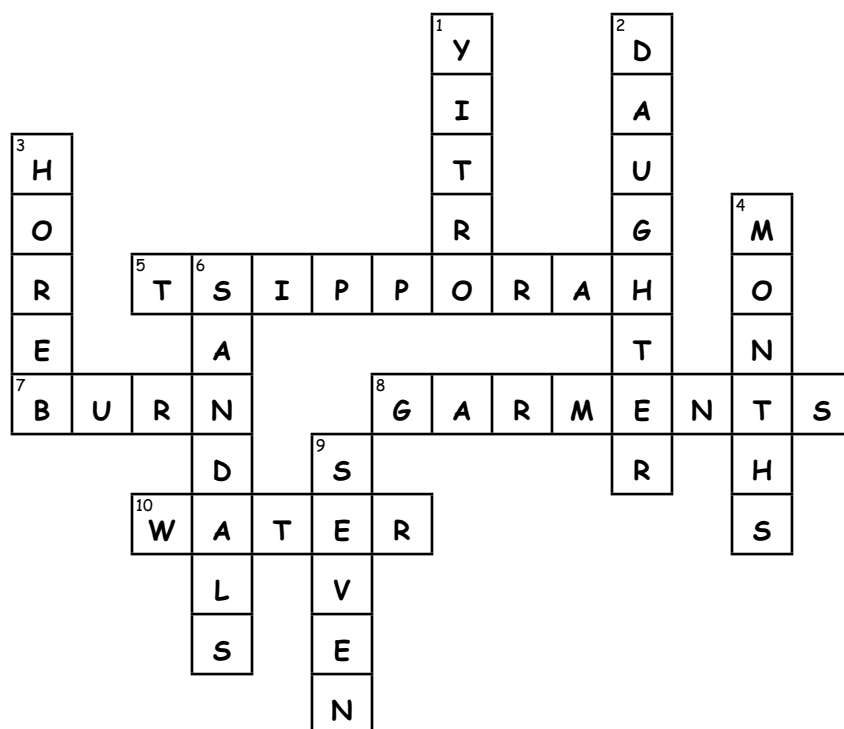
## Down

1. Mosheh's father-in-law's name.
2. The \_\_\_\_\_ of Pharaoh found Mosheh.
3. On what mountain did Elohim speak to Mosheh?
4. Mosheh was hidden 3 \_\_\_\_\_.
6. Take your \_\_\_\_\_ off your feet.
9. The priest of Midyan had \_\_\_\_\_ daughters.





## Answer Key



### Across

5. Mosheh's wife's name. **Tsipporah**
7. The bush did NOT **burn**.
8. Elohim told Mosheh that they were going to leave with objects of silver and gold and **garments**.
10. Mosheh means drawn from the **water**.

### Down

1. Mosheh's father-in-law's name. **Yitro**
2. The **daughter** of Pharaoh found Mosheh.
3. On what mountain did Elohim speak to Mosheh? **Horeb**
4. Mosheh was hidden 3 **months**.
6. Take your **sandals** off your feet.
9. The priest of Midyan had **seven** daughters.

# MAZE



# Precious Possessions

## NOTEBOOK PAGE

### The Burning Bush

Exodus 3:1-6, 13-15

#### Materials:

- Cardstock - white
- Tissue paper - red, orange, yellow, green
- Velcro dots
- Brads
- Repositionable glue
- Puncturing tool
- Double-sided adhesive foam
- Glue
- Scissors
- Coloring pencils, crayons or markers
- Notebook Templates: Main Page & A (BW) or Main Page & B (color)

#### Parent/Teacher Preparation:

- Print Notebook Templates of choice on white cardstock.

#### Instructions for the Notebook Page:


- If using BW Templates, color using medium of choice.
- Cut out all Template pieces. (P1)

#### Assembling Mosheh

- Using a puncturing tool, make a hole through the 'x' on standing Mosheh. (P2)
- Using a puncturing tool, make a hole through the 'x' on Mosheh's arms. (P3a, P3b)
- Using a puncturing tool, make a hole through the 'x' on kneeling Mosheh pieces. (P4a, P4b)




P1



P2



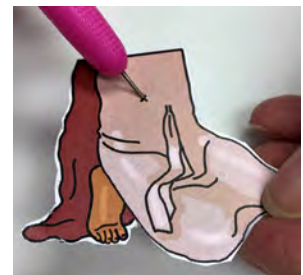
P3a



P3b



P4a



P4b

## Instructions for the Notebook Page Cont'd:

- Using a brad, connect Mosheh's arm on standing Mosheh. (P5a)
- Using a brad, connect kneeling Mosheh's body pieces. (P5b)
- Standing Mosheh's arms should be able to move up and down as well as kneeling Mosheh should be able to bend at the waist. (P6)

### Embellishing the Bush

- Place glue on the trunk and branches of the bush. (P7)
- Scrunch up some red, orange, yellow and green tissue and place on the glue to create leaves and flames. (P8a, P8b)
- Place double-sided adhesive foam on the back of the bush. (P9)
- Adhere the bush onto the Main Page in the rocky area. (P10)



P5a



P5b



P6



P7



P8a



P8b



P9



P10



# Instructions for the Notebook Page Cont'd:

## Main Page

- Attach a *Velcro* dot 'loop side' on the Main Page where you will put standing Mosheh and kneeling Mosheh. (P11)
- Attach a *Velcro* dot 'hook side' to the back of standing and kneeling Mosheh toward the bottom of the characters. (P12)

## Enacting the Story

- Place standing Mosheh on the Main Page to show him arriving at the burning bush. (P13)
- You can switch out standing Mosheh for kneeling Mosheh. (P14)
- Run repositionable glue on the back of the snake. (P15)
- Place the snake further away from Mosheh to show the rod that became a snake. (P16a)
- Place the snake in kneeling Mosheh's hand to show him picking up the snake that will become a rod. (P16b)

## Hebrew Words

- Write the following directly on the Main Page or on a piece of colored cardstock and glue to the page:
  - 1) Ehyeh asher Ehyeh
  - 2) אֶהְיֶה אֲשֶׁר אֶהְיֶה
  - 3) I Am that (which) I Am (P17)
  - 1) Aish
  - 2) אֵשׁ
  - 3) Fire (P18)



P11



P12



P13



P14



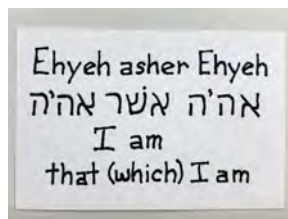
P15



P16a



P16b



P17



P18

*You now have a visual representation of Mosheh at the burning bush interacting with "I AM" as his rod becomes a snake.*





# Craft Template A (BW)





Craft Template B (color)





Isis

"Names"  
Exodus 1:1 - 6:1

Eni



---

# Sweetness of Torah

---

## SWEET SOUNDS OF TORAH

(Sing Praises to His Name)

Here is the link for this song:

[https://www.podomatic.com/podcasts/steveberkson/episodes/2023-01-07T05\\_56\\_10-08\\_00](https://www.podomatic.com/podcasts/steveberkson/episodes/2023-01-07T05_56_10-08_00)

Sing to the tune of "Mulberry Bush"

### Mosheh and the Burning Bush

Up on the mountain Mosheh went  
Mosheh went, Mosheh went  
Up on the mountain Mosheh went  
To see the burning bush

It burned and burned but didn't burn up  
Didn't burn up, didn't burn up  
It burned and burned but didn't burn up  
It was so strange a sight

God spoke to Mosheh from the bush  
From the bush, from the bush  
God spoke to Mosheh from the bush  
And said, "My helper you'll be."



# SWEET TASTE OF TORAH

This snack relates to this week's parsha. Please take these as suggestions and make necessary changes based on your individual dietary needs.

## Mosheh's Sandals

Exodus 3:5

### *Savory Sandals*

#### Ingredients:

- Any type of sandwich bread (cut 2 sandal shapes out of 1 slice)
- Any colored pepper (cut in 4 strips to represent sandal strap)\*
- Carrot (cut 2 slices to decorate sandal straps)

\* Parents may choose to use any type of vegetable to create the sandal straps.



#### Instructions:

Take 1 slice of sandwich bread of your choice and cut out 2 foot shapes with a knife. Take your colored pepper and cut 4 strips to make sandal straps for each foot. Cut 2 carrot coins to create the sandal strap connector.

Place peppers and carrots on sandwich bread to create the sandal straps.

### *Sweet Sandals*

#### Ingredients:

- Nutter Butter cookies (1 or 2)
- Icing gel color of your choice (to create sandal strap)
- Candy pearls (to embellish your sandal straps)

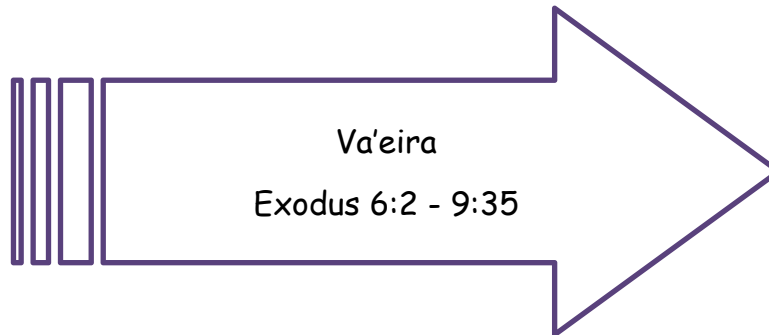


#### Instructions:

Take a Nutter Butter cookie and either use as is or separate it into 2 parts to have 2 sandals. The peanut butter filling can be removed if desired. Squeeze your choice of colored icing gel onto the cookies to make sandal straps. Embellish your sandal straps with candy pearls as desired.

# Next Week's Treasure Hunt

## Next Week's Torah Portion



## Suggested Reading Schedule

Monday:	Ex. 6:2-12	Yahweh's covenant with Yisra'el
Tuesday:	Ex. 6:13-27	The genealogy of Aharon
Wednesday:	Ex. 6:28 - 7:13	Yahweh informs Mosheh of His plan; Aharon performs the 1 <sup>st</sup> miracle with the rod
Thursday:	Ex. 7:14 - 8:19	Plagues 1-3: blood, frogs and gnats
Friday:	Ex. 8:20 - 9:35	Plagues 4-7: flies, death of livestock, boils and hail