

Parsha Pearls

Va'eira

"I appeared"

Exodus 6:2 - 9:35

Katan Bet/Gadol



In This Edition:

14.1 - Frogs, Gnats and Flies, Oh My!

Exodus 7:7 - 9:35



Table of Contents

Parsha Pearls is a comprehensive resource that allows for complete customization by the parent. We understand that if you were to strive to accomplish all aspects of each lesson in one day it would be unrealistic and also overload for the child. It is our intention that this be used 'a la carte' so that it suits your specific needs. Our site caters to printing only the pieces you choose.

This page will provide quick links to get to the portion of the document for which you are looking. When you hover over the title a finger will appear. Click on it and you will be taken directly to that page.

If you are new to Parsha Pearls, we have created an [Introduction](#) document outlining how to use our lessons, as well as a [Scriptural Inspiration](#) document, which explains our titles and the Scriptural inspiration for them. We pray that Parsha Pearls blesses your home and that your children will grow to love the Word and to never depart from keeping Torah. As always, feel free to email us at parshapearls@mtoi.org if you have any questions.

Pearl Seeking (The Main Lesson)	3
➤ Treasuring His Word (Overview of the Parsha)	3
➤ Parsha Points (Main Lesson Content)	3
➤ Digging Deeper (Thought Provoking Questions)	8
Searching Out Hebrew (Reading & Writing)	9
➤ Words	9
➤ Numbers	9
➤ Word Match	10
➤ Flashcards	11
➤ Writing Hebrew	12
Counting What You Gained (Worksheets)	13
➤ Storing Up Treasure In My Heart (Memory Verse)	13
➤ Seeking Treasure (Questions from the Parsha)	15
➤ Word Search	18
➤ Crossword Puzzle	20
➤ Maze	22
Precious Possessions (Arts & Crafts)	23
➤ Notebook Page	23
➤ Coloring Page	33
➤ Va'eira Coloring Page	35
Sweetness of Torah	36
➤ Sweet Sounds of Torah (Song Corresponding to the Parsha)	36
➤ Sweet Taste of Torah (Snack Corresponding to the Parsha)	37
Next Week's Treasure Hunt (Looking Ahead to Next Week's Parsha)	38

Pearl Seeking

TREASURING HIS WORD

Let's do a quick overview of the entire Torah portion:

Monday:	Ex. 6:2-12	Yahweh's covenant with Yisra'el
Tuesday:	Ex. 6:13-27	The genealogy of Aharon
Wednesday:	Ex. 6:28 - 7:13	Yahweh informs Mosheh of His plan to reveal His supremacy to the Mitsrites; Aharon performs the 1 st miracle with the rod
Thursday:	Ex. 7:14 - 8:19	Plagues 1-3: blood, frogs and gnats
Friday:	Ex. 8:20 - 9:35	Plagues 4-7: flies, death of livestock, boils and hail

In our last Parsha Pearls lesson, Yahweh appeared to Mosheh at the burning bush and revealed His Name. Yahweh told Mosheh that he was to lead His people Yisra'el out of Mitsrayim (Egypt). In this week's Parsha Pearls lesson, Yahweh is sending 7 plagues upon Mitsrayim. Next week we will see 3 more plagues which will finally cause Pharaoh to allow the Yisra'elites to leave. Now, let's read Ex. 7:7 - 9:35.

PARSHA POINTS

- Mosheh was 80 (**shmonim**) years old and Aharon was 83 years old when they went in before Pharaoh - 7:7
- Aharon threw his rod (**matteh**) before Pharaoh and all his servants, and it became a serpent - 7:10
- Pharaoh called for his wise men and magicians to show Mosheh and Aharon that their magic powers could perform the same wonder - 7:11
- Aharon's serpent/rod swallowed up the magicians' serpents/rods - 7:12
- Pharaoh's heart became strengthened (hardened) and he did NOT listen to them, just as Yahweh had told Mosheh would happen - 7:13-14

Yahweh sends the 1st (**achat**) plague (**maggephah**) upon Mitsrayim

- Yahweh told Mosheh (7:15-18):
 - to meet Pharaoh by the riverbank in the morning
 - to bring his rod which had turned into a serpent
 - to tell Pharaoh that Yahweh the Elohim of the Hebrews had sent him to Pharaoh
 - to command Pharaoh, "Let My people go, so that they serve Me in the wilderness"
 - that He was going to cause the waters to turn to blood. The fish were going to die, and the river would stink so badly that the people would be unable to drink the water



- Yahweh told Mosheh to tell Aharon to take his rod and stretch it out over the waters of Mitsrayim so that all the water would become blood, even water stored in wooden and stone containers - 7:19
- Everything Yahweh said would happen, did happen - 7:20-21
- The magicians of Mitsrayim imitated the same plague through the use of their magic - 7:22
- Pharaoh's heart became strengthened (hardened) and he did NOT listen to them, just as Yahweh had told Mosheh would happen - 7:22-23
- The Mitsrites dug in the ground around the river to get clean water. However, for 7 days the water in the river remained blood - 7:24-25
- Yahweh instructed Mosheh to command Pharaoh to let His people go, so that they might serve Him - 8:1


Yahweh sends the 2nd (shtayim) plague upon Mitsrayim

- Yahweh warned that if Pharaoh refused, He would bring frogs upon the land of Mitsrayim - 8:2
- He said that the frogs would come into their homes, into their servants' homes, and upon the people. Frogs would even be found in their ovens and kneading bowls - 8:3
- Aharon stretched out his rod over the waters of Mitsrayim and frogs appeared; they covered the whole land of Mitsrayim - 8:6
- Once again, the magicians of Mitsrayim got the same result through the use of their magic - 8:7
- Pharaoh then bargained with Mosheh: if he would to pray to Yahweh to take away the frogs, then Pharaoh would agree to let the Yisra'elites go to sacrifice to Yahweh - 8:8
- Mosheh asked Pharaoh to name a time when he should pray to Yahweh to remove the frogs from the land - 8:9
- Pharaoh responded, "Tomorrow," and Mosheh declared that when Yahweh honored this timing, Pharaoh would know that Yahweh had both sent and ended this plague - 8:10
- Mosheh confirmed that the living frogs would remain only in the river - 8:11
- Mosheh did pray to Yahweh, and Yahweh listened. The frogs died, and the people gathered the dead frogs in heaps. But the land stank because there were so many of them - 8:14
- As a result of the relief, Pharaoh again hardened his heart and would NOT listen to them, just as Yahweh had told Mosheh would happen - 8:15




Yahweh sends the 3rd (shalosh) plague upon Mitsrayim

- Aharon stretched out his rod and struck the dust of the land so that gnats appeared all over the land of Mitsrayim - 8:16-17
- The magicians performed their magic to get the same result, but this time they failed - 8:18
- Gnats were all over man and beast - 8:18
- The magicians recognized that it was the finger of Elohim (**etsbah Elohim**) that had sent the plague of gnats - 8:19
- Pharaoh's heart again became hardened and he did NOT listen to them just as Yahweh had told Mosheh would happen - 8:19



Yahweh sends the 4th plague (arba) upon Mitsrayim

- Yahweh told Mosheh (8:20-23):
 - to stand before Pharaoh as he came down to the water early in the morning, and say to him that Yahweh commands him to 'let His people go' so that they might serve Him
 - to tell Pharaoh that if he did NOT obey, swarms of flies would be on him, on his people, in their homes and all over the ground
 - that this time, the Yisra'elites in the land of Goshen would be free of flies, to prove to them that Yahweh was in their midst
 - that Yahweh was going to put a distinction between His people and Pharaoh's people, and that this sign would happen the next day
- Yahweh did everything He said He would - 8:24
- Pharaoh again called for Mosheh and told him that his people could offer sacrifices to their Elohim, but to do it there in the land of Mitsrayim - 8:25
- Mosheh did NOT agree with this plan as he felt that their sacrifices would be an abomination to the Mitsrites and might cause him to be stoned - 8:26
- Mosheh negotiated with Pharaoh for a 3-day journey into the wilderness, so that the Mitsrites would NOT see their sacrifices - 8:27
- Pharaoh agreed to the plan, but insisted that they do NOT go very far into the wilderness and said, "Pray for me" - 8:28
- Mosheh agreed to pray to Yahweh to remove the flies, but warned that Pharaoh had better NOT repeat his deceptive game of changing his mind after he got his way - 8:29
- Mosheh did pray to Yahweh and the swarms of flies left - 8:30-31
- Pharaoh hardened his heart again, and did NOT 'let the people go' as he promised - 8:32



Yahweh sends the 5th (chamesh) plague upon Mitsrayim

- Yahweh instructed Mosheh to appear before Pharaoh again with the same words: "Let My people go, so that they serve Me" - 9:1
- If Pharaoh refused, Yahweh warned that He would send another plague upon Mitsrayim: a grievous pestilence that would cause the livestock to die - 9:2-3
- Yahweh said that He would separate the livestock of Yisra'el and the livestock of Mitsrayim, so that no animal belonging to the children of Yisra'el would die - 9:4
- Yahweh did all that He said He would do - 9:6
- Pharaoh's heart was hardened when he saw all the livestock of the Yisra'elites alive - 9:7



Yahweh sends the 6th (shesh) plague upon Mitsrayim

- Yahweh told Mosheh and Aharon to go before Pharaoh yet again, having filled their hands with ashes from a furnace. They were to scatter the ashes up toward the heavens, in Pharaoh's sight - 9:8
- The fine dust would cause boils to break out in sores on man and beast, throughout the land of Mitsrayim - 9:9
- Mosheh and Aharon did as Yahweh commanded them, and the boils appeared on both man and beast - 9:10
- The magicians could NOT even attempt this action, as their boils made them too sore to stand before Pharaoh - 9:11
- Yahweh hardened Pharaoh's heart, and again he did NOT listen to them, just as Yahweh had told Mosheh would happen - 9:12
- Yahweh told Mosheh to appear before Pharaoh and tell him (9:13-17):
 - "Let My people go, so that they serve (avad) Me"
 - "I am sending My plagues on you and your people so that you know there is no one like Me in all the earth"
 - "I could have killed you through these plagues"
 - "I raised you up so that I could show you My power, and cause you to declare My Name in all the earth"



Yahweh sends the 7th (sheva) plague upon Mitsrayim

- Yahweh said He was going to cause very heavy hail to rain down upon Mitsrayim such as they had never experienced or ever would - 9:18
- In His compassion, Yahweh admonished Pharaoh to bring his livestock in under cover for safety. Any man or beast left outside would surely die - 9:19
- There were those of Pharaoh's servants who feared the word of Yahweh and hid in their homes, but there were those who did NOT listen and left their servants and animals in the field - 9:20-21
- Mosheh and Aharon did as Yahweh commanded them to do - 9:22-23
- Hail and fire came down upon the land of Mitsrayim. The onslaught was more severe than any other occurrence of hail in the history of Mitsrayim - 9:24
- The hail destroyed everything outside - man, beast and every plant and tree of the field - 9:25
- The land of Goshen, where the Yisra'elites were, did NOT experience this plague - 9:26
- Pharaoh called for Mosheh and Aharon and told them (9:27-28):
 - that he had sinned against Yahweh
 - that Yahweh is righteous and that he and his people were wrong
 - to pray to Yahweh
 - that he'd had enough of the thunder and hail of Elohim
 - that he was letting them go, and did NOT want them to stay any longer
- Mosheh told Pharaoh that (9:29-30):
 - as soon as he was out of the city, he would spread out his hands to Yahweh, so that the thunder and the hail would cease
 - Pharaoh would recognize that the earth belongs to Yahweh
 - he knew Pharaoh and his servants still did NOT have any fear before Yahweh Elohim
- Pharaoh's crop of flax and barley were smitten by the plagues - 9:31
- The wheat and spelt crops were NOT smitten by the plagues because they were late crops - 9:32
- Mosheh went out of the city and fulfilled his promise to Pharaoh - 9:33
- When Pharaoh and his servants saw that the rain, hail and thunder stopped, they sinned against Yahweh by hardening their hearts - 9:34
- Pharaoh did NOT let the children of Yisra'el go, just as Yahweh had said would happen - 9:35



DIGGING DEEPER

Parents/Teachers may choose to use these prompts for further discussion of the Torah portion.

- Why do you think Yahweh said that he would harden Pharaoh's heart? Was it to strengthen the Yisra'elites' belief? Was it to show His might and power? (4:21; 7:3-4; 9:12)
- In ancient pagan culture, what was the role of the wise men, magicians and practitioners of witchcraft? Discuss this. (7:11)
- Why did Mosheh tell Pharaoh that slaughtering their sacrificial animals would NOT be right in the eyes of the Mitsrites? What animals did the Mitsrites worship? (8:25-27)
- This is the 1st time that stoning is mentioned in Scripture. Research the punishment for killing a sacred animal of the Mitsrites. (8:26)
- Each of the plagues represented Yahweh's mockery of certain elohim/gods that the Mitsrites worshipped. Research these false gods and how they were shown to be nothing.



Searching Out Hebrew

Parents/Teachers can print out the '[Hebrew Pronunciation Guide](#)' to help with the pronunciation of Hebrew names and words. They can be cut out and used in conjunction with the Flashcards.

WORDS

Parents/Teachers see the following page for 3 x 5 card cut outs of the words from this week's parsha. If printed on cardstock, they can be kept in a box to reinforce learning.

Matteh (**מַטֵּה**) - rod

Etsbah Elohim (**אֶצְבַּע אֱלֹהִים**) - finger of Elohim

Avad (**עָבַד**) - serve

Maggephah (**מַגֵּפָה**) - plague

NUMBERS

Parents/Teachers can print out these numbers to have as additional resources. These can be found under the 'Resources' tab on the YMTOI website.

1 - achat

2 - shtayim

3 - shalosh

4 - arba

5 - chamesh

6 - shesh

7 - sheva

80 - shmonim

WORD MATCH

Match this week's Hebrew words to their correct definition.

Avad

Finger of Elohim

Etsbah Elohim

Plague

Maggephah

Rod

Matteh

Serve



FLASHCARDS

אצבע אלהים

Etsbah Elohim

Ets-bah El-o-him

finger of Elohim

מגפה

Maggephah

Mag-ge-phah

plague

מטה

Matteh

Mat-teh

rod

עבד

Avad

A-vad

serve

WRITING HEBREW

Etsbah Elohim (finger of Elohim)

אצבע אלהים

Mem Soft Yod Hey Lamed Aleph Ayin Bet Tsade Aleph

א י ה ל א ע ב צ א

Maggephah (plague)

מגפה

Hey Fey Gimel Mem

ה פ ג מ

Matteh (rod)

מטה

Hey Tet Mem

ה ט מ

Avad (serve)

עבד

Dalet Vet Ayin

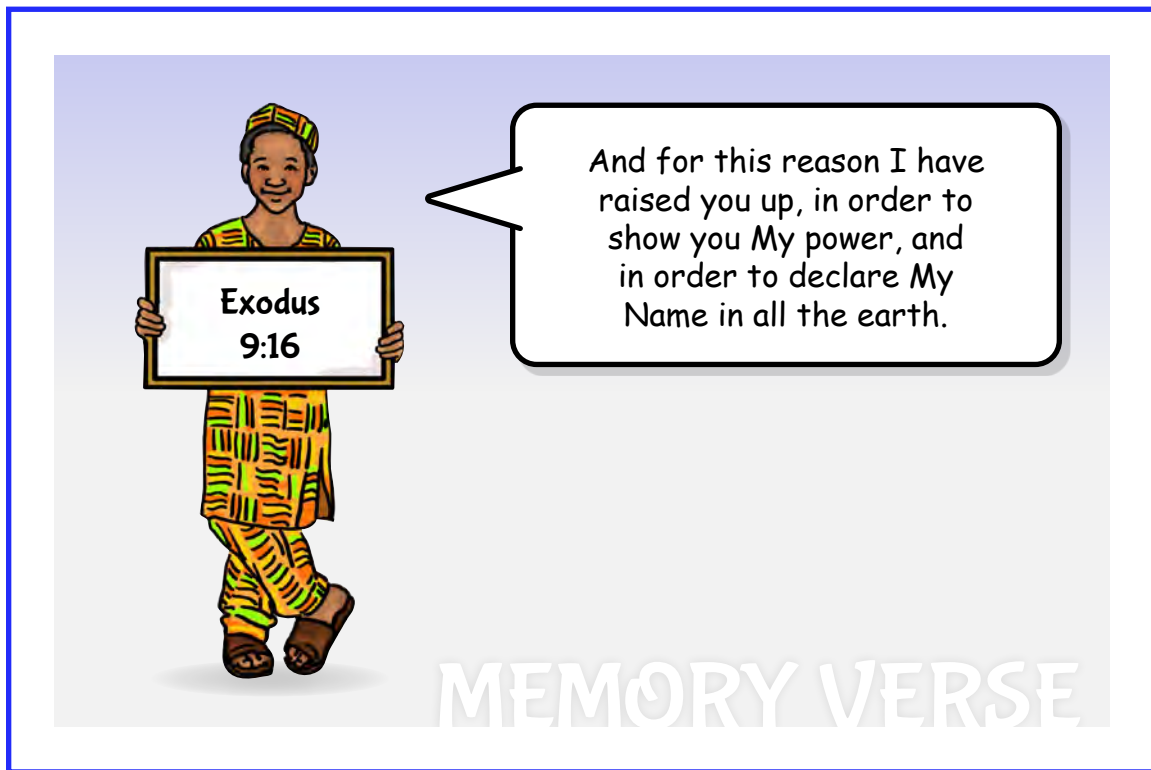
ד ב ע

Counting What You Gained

This next section is intended to be reinforcement of the lessons learned during this parsha. Choose the activities that best fit your child.

STORING UP TREASURE IN MY HEART

The Katan Bet and Gadol memory verse is Exodus 9:16. You can review the verse with them by reciting it out loud, acting it out, putting it to music...whatever works for you.



Use this space to draw a picture of the verse memorized.

Use this space to write out the verse memorized.

SEEKING TREASURE

1.

How old was Mosheh when he went in before Pharaoh? _____

How old was Aharon when he went in before Pharaoh? _____

(7:7)



2.

Which of the plagues were the magicians also able to do?


Circle the correct choices.

rod into serpent turned water into blood

frogs gnats flies livestock

disease boils hail


(7:11, 22; 8:7)



3.

What were the 4 words that Yahweh wanted Mosheh to tell Pharaoh?

(7:16)



4.

How many days was the water blood?

(7:25)



5.

Where does the Scriptures say the frogs specifically were?

Circle the correct choices.

river streams houses barns bedrooms bed couch ovens

bathtub kneading bowls pots pans borders Pharaoh ponds

servants car people chariots land babies courtyards fields

(8:2-5, 13)




6.

How did the gnats form?

from the _____


(8:16)



7.

What did the magicians say when they were unable to make the gnats also?

(8:19)



8.

Were there any flies in Goshen
where the Yisra'elites lived?


Yes / No

(8:22)



9.

What did Pharaoh ask Mosheh to do in 8:28?



10.

Did any of the livestock of the
Yisra'elites die during the pestilence?

Yes / No

(9:4)




11.

What did Yahweh ask Mosheh to fill
his hands with and scatter toward
heaven that caused boils?

Circle the correct choice.

dust ashes sand

(9:8)



12.

What does Yahweh say to Pharaoh in 9:16?

"And for this _____ I have raised you up, in order to _____ you

My _____, and in order to declare My _____ in all the earth."



13.

Were there some servants of Pharaoh
who feared the Word of Yahweh?

Yes / No

(9:20)




14.

Was there any hail in the land of Goshen?

Yes / No

(9:26)




15.

What did Pharaoh tell Mosheh and Aharon after the hail?

_____.

Yahweh is _____, and my people and I are _____.

(9:27)



16.

What does Pharaoh ask Mosheh to do in 9:28?



17.

Did Mosheh believe that Pharaoh and his servants feared Yahweh after these 7 plagues?

Yes / No

(9:30)



18.

What crops were destroyed?

_____ and _____

(9:31)

What crops were NOT?

_____ and _____

(9:32)



19.

What action did Pharaoh do over and over again?


turned his back on Mosheh

laughed at all the plagues

hardened his heart


begged Mosheh to stop all the plagues

(7:13, 22; 8:15, 19, 32; 9:7, 34-35)



WORD SEARCH

Search for the hidden words from this week's parsha.




ROD
SERPENT
BLOOD
WOODEN CONTAINERS
STONE CONTAINERS
FROGS
OVENS

KNEADING BOWLS
DUST
GNATS
FINGER OF ELOHIM
FLIES
LIVESTOCK

PESTILENCE
HAIL
BOILS
FLAX
BARLEY
WHEAT
SPELT



Answer Key



ROD
 SERPENT
 BLOOD
 WOODEN CONTAINERS
 STONE CONTAINERS
 FROGS
 OVENS


KNEADING BOWLS
 DUST
 GNATS
 FINGER OF ELOHIM
 FLIES
 LIVESTOCK

PESTILENCE
 HAIL
 BOILS
 FLAX
 BARLEY
 WHEAT
 SPELT



CROSSWORD PUZZLE

Complete the crossword using words from this week's parsha.




Across

1. _____ came up on the land of Mitsrayim - in the ovens and kneading bowls.
2. Swarms of _____ came after the gnats.
3. There was a very grievous _____ on the animals.
4. The _____ struck every plant of the field and broke every tree.
9. The _____ of the land became gnats.
11. The land _____ because of the dead frogs.

Down

1. The _____ in the river died.
5. The age of Mosheh when he spoke to Pharaoh.
6. Pharaoh's _____ did the same miracles.
7. _____ broke out in sores on man and beast.
8. The waters turned to _____.
10. There was blood in wooden and _____ containers.
11. Aharon's rod turn into a _____.
12. The magicians could NOT bring forth _____.

Answer Key




Across

1. **Frogs** came up on the land of Mitsrayim - in the ovens and kneading bowls.
2. Swarms of **flies** came after the gnats.
3. There was a very grievous **pestilence** on the animals.
4. The **hail** struck every plant of the field and broke every tree.
9. The **dust** of the land became gnats.
11. The land **stank** because of the dead frogs.

Down

1. The **fish** in the river died.
5. The age of Mosheh when he spoke to Pharaoh. **eighty**
6. Pharaoh's **magicians** did the same miracles.
7. **Boils** broke out in sores on man and beast.
8. The waters turned to **blood**.
10. There was blood in wooden and **stone** containers.
11. Aharon's rod turn into a **serpent**.
12. The magicians could NOT bring forth **gnats**.

MAZE



Precious Possessions

NOTEBOOK PAGE

Special Note:

Although this Notebook Page covers all 10 plagues, we will only be doing the first 7 which are on Main Page 1 and part of Main Page 2.

Materials:

- Cardstock - white
- Cellophane
- Black sesame seeds or poppy seeds
- Construction paper - green
- Pipe cleaner - black
- Puffy paint - red (for boils & hail), orange (for hail), yellow (for sun & hail)
- Cotton swabs (for hail)
- Double-sided tape
- Pencil
- Foam dimensionals
- Double-sided adhesive foam
- Glue
- Scissors
- Coloring pencils, crayons or markers
- Notebook Templates: Main Page 1 (plagues 1-5), Main Page 2 (plagues 6-10) & A (BW) or Main Page 1 (plagues 1-5), Main Page 2 (plagues 6-10) & B (color)

Parent/Teacher Preparation:

- Print Main Pages and Notebook Template A of choice on white cardstock.

Instructions for the Notebook Page:

- If using BW Templates, color using medium of choice.
- Cut out all Template pieces. (P1)

Plagues of Mitsrayim

Exodus 7:15 -9:26



P1

Instructions for the Notebook Page Cont'd:

1st Plague: Water Turned to Blood

- Lay a sheet of cellophane over the first plague and cut it to cover the first plague. (P2)
- Run double-sided tape onto the Main Page around the edge of the first plague. (P3a)
- Lay the cellophane sheet over the tape. (P3b)
- Glue the dead fish over the cellophane. (P4)
- This represents the water that turned to blood in all the land of Mitsrayim including the children of Yisra'el.



P2



P3a



P3b



P4

2nd Plague: Frogs


- Take green construction paper and cut 4 small strips about $\frac{1}{2}$ " wide by $1\frac{1}{2}$ " long. (P5a)
- Fold each piece accordion style to make a 'w'. (P5b)
- Glue one end of the 'w' to the back of each frog. (P5c)
- Apply glue to the other end of the 'w' accordion fold and place the frogs in the 2nd section. (P5d)
- This represents the frogs that covered the entire land of Misrayim including the Hebrews.



P5a



P5b




P5c




P5d

3rd Plague: Gnats


- Apply glue to the 3rd section. (P6a)
- Sprinkle black sesame seeds over the glue. (P6b)
- Shake off excess. (P6c)
- This represents the gnats that covered the entire land of Mitsrayim including the children of Yisra'el.



P6a



P6b



P6c

Instructions for the Notebook Page Cont'd:

4th Plague: Flies

- Place double-sided adhesive foam to the back of the Mitsrite boy and red ball. (P7a)
- Remove paper from the other side of the double-sided adhesive foam on the Mitsrite boy and place in section 4 next to the Mitsrite boy on the Main Page. (P7b)
- Cut 3 black pipe cleaners about $\frac{1}{2}$ " long.
- Cut a piece of white cardstock into 2 ovals in order to make wings for the 3 flies.
- Color them with a pencil. (P8a)
- Glue the black pipe cleaners over the running Mitsrite boys.
- Glue the wings over the flies. (P8b)
- Remove paper from the other side of the double-sided adhesive foam on the red ball and place on the see-saw. (P8c)
- This represents the flies that swarmed the Mitsrites in Mitsrayim but not the Hebrews in the land of Goshen. (P8d)




P7a



P7b




P8a



P8b



P8c




P8d

5th Plague: Death of Livestock

- Place foam dimensional over the dead livestock. (P9a)
- Glue the animals in section 5 at the 3 points of the triangle leaving room for the Hebrew word. (P9b)
- This represents the dead livestock of the Mitsrites and the living livestock of the Hebrews in Goshen. (P9c)



P9a




P9b



P10

The first 5 plagues are now done. (P10)



P9c

Instructions for the Notebook Page Cont'd:

We will work on Main Page 2 for the last 5 plagues, although we will only do the 6th and 7th plague this week.

6th Plague: Boils

- Using red puffy paint or a marker, place dots on Pharaoh and the Mitsrite. (P11a)
- Allow the paint to dry before moving to the next plague.
- This represents the boils that appeared on the Mitsrites but not the Hebrews. (P11b)



P11a




P11b

7th Plague: Hailstorm

- Cut 2 cotton swabs in half.
- Using puffy paint, add red, orange and yellow to the cotton part on 3 swabs. (P12a)
- While they are wet, place them on the cloud. (P12b)
- Allow the cotton swabs to dry before moving on to the next section or wait until next week when parsha Bo covers them.
- This represents the hail that came down on Mitsrayim but not the land of Goshen where the Yisra'elites dwelt. (P12c)



P12a





P12b





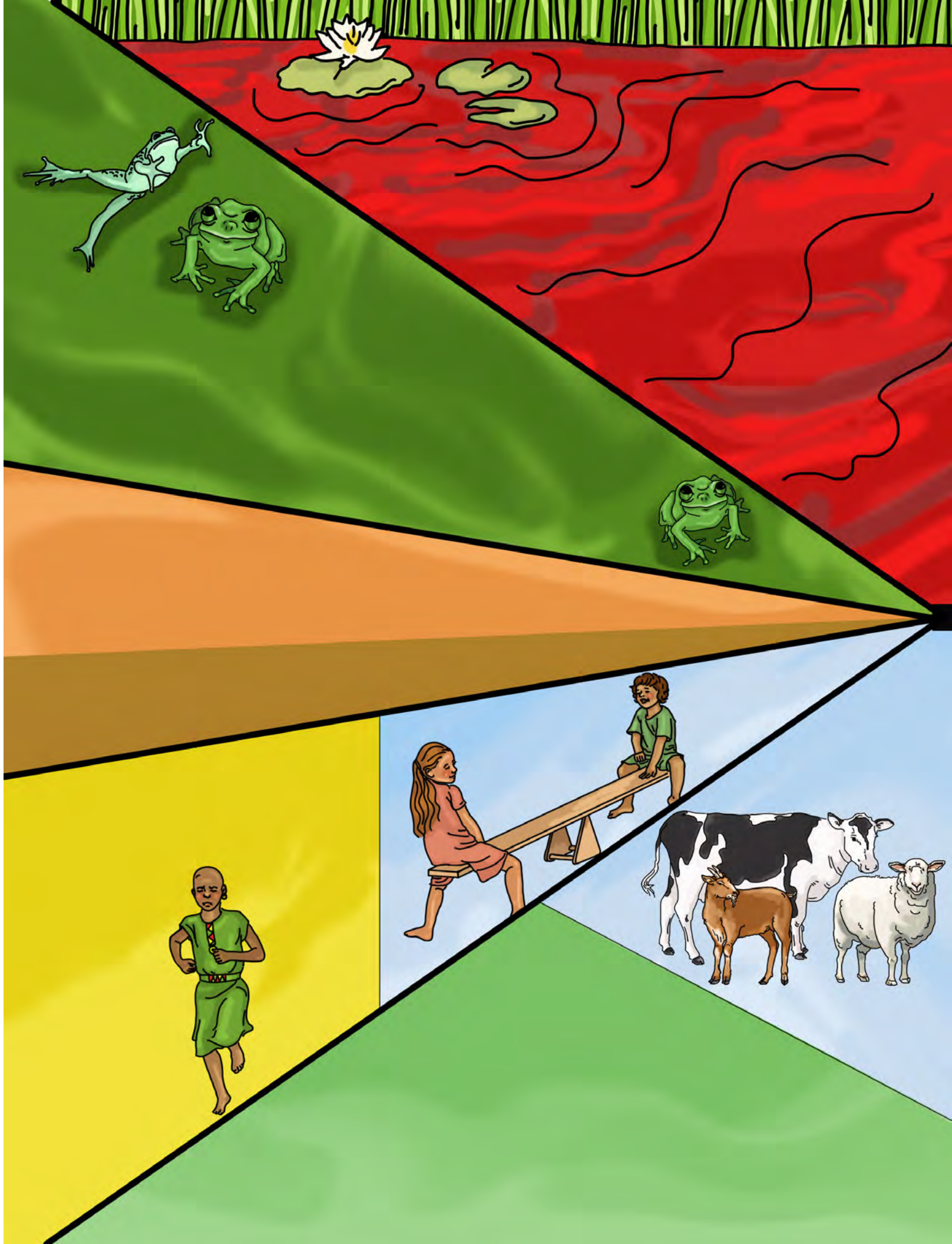
P12c


This will conclude the first 7 plagues for this week. We will continue the rest of the plagues with the next Torah portion, Bo.














BLOOD

FROGS

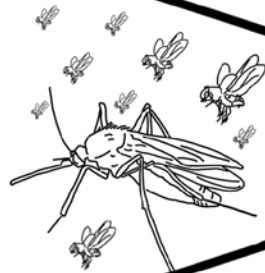


?

?

?

GNATS



FLIES



LIVESTOCK



HAIL



BOILS

BLOOD

FIRSTBORN

DARKNESS

LOCUSTS

HAIL

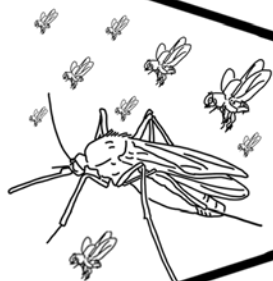
BOILS

LIVESTOCK

FROGS

GNATS

FLIES



Ngini

"I appeared"
Exodus 6:2 - 9:35

KKK

Sweetness of Torah

SWEET SOUNDS OF TORAH

(Sing Praises to His Name)

These are songs we sing during the Seder meal each Pesach.

Here is the link for this song:

https://www.podomatic.com/podcasts/steveberkson/episodes/2017-01-25T14_08_12-08_00

Oh Listen, Oh Listen

Oh listen, Oh listen, Oh listen King Pharaoh
Oh listen, oh listen, please let My people go
They want to go away, they work so hard all day
King Pharaoh, King Pharaoh, what do you say?

"No, no, no, I will not let them go!" (2x)



Here is the link for this song:

https://www.podomatic.com/podcasts/steveberkson/episodes/2017-01-25T14_09_07-08_00

One Morning

One morning when Pharaoh awoke in his bed
There were frogs in his bed and frogs on his head
Frogs on his nose and frogs on his toes
Frogs here, frogs there, frogs were jumping everywhere



SWEET TASTE OF TORAH

This snack relates to this week's parsha. Please take these as suggestions and make necessary changes based on your individual dietary needs.

Snake

Exodus 7:10

Strawberries and Banana Snake

Ingredients:

- 2-4 strawberries
- 1 banana
- 2 candy eyes
- 1 red *Fruit Roll-Up* (to make snake's tongue)
- Optional: marshmallow fluff (to adhere candy eyes and to hold snake together)



Instructions:

Set largest strawberry aside for the head. Slice the remaining strawberries and the banana into medium-sized slices about 1/4 inch. Save one end piece of a strawberry to make the snake's tail.

You may use marshmallow fluff to adhere the 2 candy eyes to the top of the snake's head as well as in between the bananas and strawberry snake body.

Line the sliced strawberries and bananas behind the whole strawberry in a snake like pattern. Add the small tip of one of the strawberries at the end for a rattle tail.


Cut a slit at the front of the whole strawberry to create a 'mouth'.

Take your *Fruit Roll-Up* and cut 2 thin strips to make a forked 'tongue'. Place the strips inside the slit of the mouth.

Nutter Butter Snake

Ingredients:

- 1 *Nutter Butter* cookie
- 2 candy eyes
- 1 red *Fruit Roll-Up* (to make snake's tongue)
- Optional: marshmallow fluff (to adhere candy eyes to cookie)

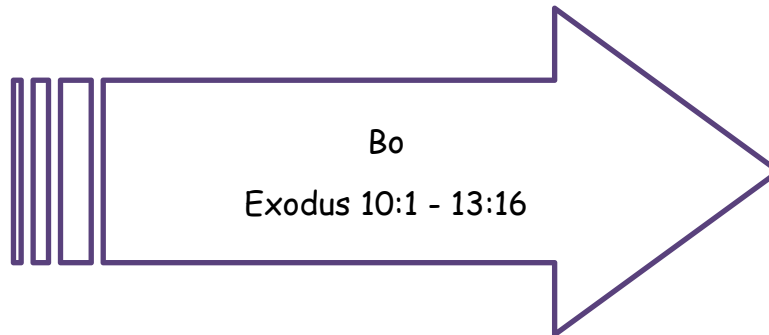


Instructions:

Place 2 candy eyes on the top of the cookie. You may use marshmallow fluff to adhere the eyes. Take your *Fruit Roll-Up* and cut 2 thin strips to make your tongue. Place the strips in between the cookie.

Next Week's Treasure Hunt

Next Week's Torah Portion



Suggested Reading Schedule

Monday:	Ex. 10:1-20	Plague 8: locusts
Tuesday:	Ex. 10:21-29	Plague 9: darkness
Wednesday:	Ex. 11	The 10 th and final plague: death of firstborn
Thursday:	Ex. 12	Instructions for Passover and Days of Unleavened Bread
Friday:	Ex. 13:1-16	Instructions for setting apart every firstborn to Yahweh