

Precious Possessions


NOTEBOOK PAGE

Plagues of Mitsrayim

Exodus 7:15 -9:26

Special Note:

This Notebook Page is a continuation of last week's Torah portion Va'eira. We will be completing the last 3 plagues found on Main Page 2. If you are just starting with us, please see the Va'eira Parsha Pearls lesson to get instructions for the first part of this Notebook Page.



Materials:

- Partially finished Main Page 2 from last week
- Googly eyes
- Puffy paint - yellow (for sun), red (for fruit & door)
- Glue
- Coloring pencils, crayons or markers
- Notebook Templates: Main Page 2 & A (BW) or Main Page 2 & B (color)

Parent/Teacher Preparation:

- We are providing the Templates you need for this week in case you didn't print them already. There is no need to print them if you started the Notebook Page last week for parsha Va'eira.

Instructions for the Notebook Page:

- If using BW Templates, color using medium of choice.

8th Plague: Locusts

- Using red puffy paint, apply to the fruit on the trees on the right side of the page in Section 8. (P1)
- This represents the trees that were destroyed by the locusts in the land of Mitsrayim but not the land of Goshen where the Hebrews lived.



P1

Instructions for the Notebook Page Cont'd:

9th Plague: Darkness

- Using yellow puffy paint, apply to the sun to add dimension. (P2)
- Put a dot of glue on the back of googly eyes and add them to the dark side. (P3a, P3b)
- This represents the darkness that was felt in the land of Mitsrayim but not the land of Goshen where the Hebrews lived. (P4)

10th Plague: Death of the First-Born

- Using red puffy paint, draw a 'n' on the doorposts and lintel of the Yisra'elite home so that the messenger of death would pass over their home. (P5)
- This represents the death of the first-born child of the Mitsrites but not the children of Yisra'el covered by the blood on the doorposts and lintel.


Hebrew Words

- Write the following directly on the Main Page or on a piece of colored cardstock and glue to the page as follows:
- On the 1st page in between the dead livestock: (P6, P8)
 - 1) Maggephah 2) מגפה 3) Plague
- On the 2nd page underneath the Yisra'elite home with the blood on the doorposts and lintel: (P7, P9)
 - 1) Lailah 2) לילה 3) Night

You now have a visual representation of the 10 plagues of Mitsrayim.



P2




P3a



P3b



P4



P5



P6



P7



P8



P9