

# Beshalach

"When he sent"

Exodus 13:17 - 17:16

Katan Bet/Gadol



In This Edition:

16.1 - Bye, Bye Mitsrayim  
Exodus 13:17-22; 14:1 - 15:21



---

# Table of Contents

---

Parsha Pearls is a comprehensive resource that allows for complete customization by the parent. We understand that if you were to strive to accomplish all aspects of each lesson in one day it would be unrealistic and also overload for the child. It is our intention that this be used 'a la carte' so that it suits your specific needs. Our site caters to printing only the pieces you choose.

This page will provide quick links to get to the portion of the document for which you are looking. When you hover over the title a finger will appear. Click on it and you will be taken directly to that page.

If you are new to Parsha Pearls, we have created an [Introduction](#) document outlining how to use our lessons, as well as a [Scriptural Inspiration](#) document, which explains our titles and the Scriptural inspiration for them. We pray that Parsha Pearls blesses your home and that your children will grow to love the Word and to never depart from keeping Torah. As always, feel free to email us at [parshapearls@mtoi.org](mailto:parshapearls@mtoi.org) if you have any questions.

<b>Pearl Seeking</b> (The Main Lesson) . . . . .	<b>3</b>
➤ <b>Treasuring His Word</b> (Overview of the Parsha)	3
➤ <b>Parsha Points</b> (Main Lesson Content)	3
➤ <b>Digging Deeper</b> (Thought Provoking Questions)	5
<b>Searching Out Hebrew</b> (Reading & Writing) . . . . .	<b>6</b>
➤ <b>Words</b>	6
➤ <b>Numbers</b>	6
➤ <b>Word Match</b>	7
➤ <b>Flashcards</b>	8
➤ <b>Writing Hebrew</b>	9
<b>Counting What You Gained</b> (Worksheets) . . . . .	<b>10</b>
➤ <b>Storing Up Treasure In My Heart</b> (Memory Verse)	10
➤ <b>Seeking Treasure</b> (Questions from the Parsha)	12
➤ <b>Word Search</b>	14
➤ <b>Crossword Puzzle</b>	16
➤ <b>Maze</b>	18
<b>Precious Possessions</b> (Arts & Crafts) . . . . .	<b>19</b>
➤ <b>Notebook Page</b>	19
➤ <b>Coloring Page</b>	29
» <b>Coloring Page 1</b>	29
» <b>Coloring Page 2</b>	30
➤ <b>Beshalach Coloring Page</b>	31
<b>Sweetness of Torah</b> . . . . .	<b>32</b>
➤ <b>Sweet Sounds of Torah</b> (Song Corresponding to the Parsha)	32
➤ <b>Sweet Taste of Torah</b> (Snack Corresponding to the Parsha)	33
<b>Next Week's Treasure Hunt</b> (Looking Ahead to Next Week's Parsha) . . . . .	<b>34</b>



---

# Pearl Seeking

---

## TREASURING HIS WORD

Let's do a quick overview of the entire Torah portion:

Monday:	Ex. 13:17-22	Leaving Mitsrayim; Days of Unleavened Bread instruction; Column of cloud and fire leads the children of Yisra'el
Tuesday:	Ex. 14	Pharaoh pursues Yisra'el; Yahweh parts the sea and the children of Yisra'el are saved
Wednesday:	Ex. 15	The Song of Mosheh and Miryam
Thursday:	Ex. 16	Yisra'el complains; Yahweh provides manna in the wilderness; Yahweh's instruction on the Sabbath Day
Friday:	Ex. 17	Yisra'el complains again; Yahweh provides water from the rock; The Yisra'elites fight Amaleq

In this week's Parsha Pearls lesson, we will be covering the departure of the children of Yisra'el from Mitsrayim. Now, let's read Ex. 13:17-22; 14:1 - 15:21.

## PARSHA POINTS

- When Pharaoh let the children of Yisra'el go, Elohim did not lead them by the way of the land of the Philistines even though it was nearer - 13:17
- Yahweh was concerned that they would be frightened seeing the fighting of the Philistines - 13:17
- Elohim led the children of Yisra'el around by the way of the wilderness of the Sea of Reeds - 13:18
- Mosheh brought the bones of Yoseph with them as promised - 13:19
- The children of Yisra'el departed from Sukkoth and camped in Etham at the edge of the wilderness - 13:20
- Yahweh went before them by day in a column of cloud to lead the way and by night in a column of fire to give them light - 13:21
- The column of cloud did not cease by day, nor the column of fire by night so as to guide them - 13:22
- Yahweh then told Mosheh to have the children of Yisra'el camp by the sea (**yam**) - 14:1-2
- Yahweh revealed to Mosheh that Pharaoh would think that he had them trapped between the sea and the wilderness (**midbar**) - 14:3



- Yahweh said He was going to harden Pharaoh's heart yet again, so that he would feel compelled to pursue the children of Yisra'el. But through this, Yahweh would be esteemed by Pharaoh, his army and all the Mitsrites, and they would finally know that He is Yahweh - 14:4
- As Yahweh had foretold, Pharaoh regretted his decision to let the children of Yisra'el go. He made his chariot (**rekev**) and his army ready, including 600 (**shesh me'ot**) choice chariots, with officers over them - 14:5-7
- Pharaoh and his army pursued the children of Yisra'el, and found them camped by the sea, where Yahweh had brought them - 14:9
- When the children of Yisra'el saw Pharaoh and his army approaching, they were terrified, crying to Mosheh that they were going to die - 14:10-11
- The children of Yisra'el complained that they would have been better off remaining in Mitsrayim than to die in the wilderness - 14:12
- Mosheh reassured the people that Yahweh was about to deliver them so mightily that they would never ever see the Mitsrites again - 14:13
- Mosheh told the people, "Yahweh does fight for you, and you keep still/silent" - 14:14
- Yahweh told Mosheh to lift up his rod to divide the waters of the sea, so that the children of Yisra'el would walk on dry ground through the midst of the sea - 14:16
- The Messenger of Elohim and His column of cloud moved behind the Yisra'elites, separating their camp from the camp of the Mitsrites. The cloud gave them light all night, and kept the Mitsrites from pursuing - 14:19-20
- A strong east wind made the sea split apart, forming a wall on the left and on the right, so that the children of Yisra'el were able to walk across the sea on dry ground - 14:21-22
- The Mitsrite army ran after them into the middle of the sea. But in the morning, Yahweh pulled off their chariot wheels, plunging their army into panic and confusion - 14:24-25
- The Mitsrites were forced to acknowledge that Yahweh Himself was fighting on behalf of Yisra'el, and decided to flee - 14:25
- As they tried to turn back, Yahweh had Mosheh stretch out his hand and the water closed up over the Mitsrites, trapping them in the midst of the sea - 14:26-27
- Not one Mitsrite who had pursued the children of Yisra'el was left alive, and Yisra'el saw their bodies strewn along the seashore - 14:30
- When Yisra'el saw the great work which Yahweh had done, they feared Yahweh, and believed Yahweh and His servant Mosheh - 14:31
- Mosheh and the children of Yisra'el sang a song (**shiy'r**) of praises unto Yahweh - 15:1



- *Here are just a few of the beautiful words that were sung to Yahweh (15:1-2, 6, 11, 13, 18):*
  - "I sing to Yahweh, for He is highly exalted!"
  - "Yah is my strength and song, and He has become my deliverance. He is my El, and I praise Him - Elohim of my father, and I exalt Him"
  - "Your right hand, O Yahweh has become great in power"
  - "Who is like You, O Yahweh among the mighty ones? Who is like You, great in set-apartness, awesome in praises, working wonders?"
  - "In Your kindness You led the people whom You have redeemed, in Your strength You guided them to Your set-apart dwelling"
  - "Yahweh reigns forever and ever"
- Miryam the prophetess (sister to Mosheh and Aharon) then took her timbrel and led the women in a song unto Yahweh, with timbrels and joyful dancing - 15:20-21



## DIGGING DEEPER

Parents/Teachers may choose to use these prompts for further discussion of the Torah portion.

- Discuss the faith of the Yisra'elites on their journey, and how it would falter as soon as they were in need of something that didn't seem to be provided. Do you think you would have acted differently than they did?
- Yisra'el was free from Mitsrite slavery, but we need to note that freedom, by Yahweh's definition, means changing masters, not being masterless. Did Yisra'el embrace their new Master and trust in Him?
- Research the name of the body of water that the Yisra'elites walked through and its location.

---

# Searching Out Hebrew

---

Parents/Teachers can print out the '[Hebrew Pronunciation Guide](#)' to help with the pronunciation of Hebrew names and words. They can be cut out and used in conjunction with the Flashcards.

## WORDS

Parents/Teachers see the following page for 3 x 5 card cut outs of the words from this week's parsha. If printed on cardstock, they can be kept in a box to reinforce learning.

Yam ( ים ) - sea

Midbar ( מדבר ) - wilderness

Rekev ( רכב ) - chariots

Shiyr ( שיר ) - song

## NUMBERS

Parents/Teachers can print out these numbers to have as additional resources. These can be found under the 'Resources' tab on the YMTOI website.

600 - shesh me'ot

# WORD MATCH

Match this week's Hebrew words to their correct definition.

Midbar

Chariots

Rekev

Sea

Shiyr

Song

Yam

Wilderness



# FLASHCARDS

מִדְבָּר

**Midbar**

Mid-bar

wilderness

שִׁיר

**Shiyr**

Shiyr

song

יָם

**Yam**

Yam

sea

רֶכֶב

**Rehkev**

Reh-kev

chariots

# WRITING HEBREW

Midbar (wilderness)

מִדְּבָר

Resh Bet Dalet Mem

---

---

---

Shiyr (song)

שִׁיר

Resh Yud Shin

---

---

---

Yam (sea)

יָם

Mem Sofit Yud

---

---

---

Rehkev (chariots)

רֶכֶב

Vet Khaf Resh

---

---

---




# Counting What You Gained

This next section is intended to be reinforcement of the lessons learned during this parsha. Choose the activities that best fit your child.

## STORING UP TREASURE IN MY HEART

The Katan Bet and Gadol memory verse is Exodus 15:2. You can review the verse with them by reciting it out loud, acting it out, putting it to music...whatever works for you.





# SEEKING TREASURE




1.

What did Yahweh say would happen when the Mitsrites pursued the children of Yisra'el?

"But I am to be \_\_\_\_\_  
through Pharaoh and over all his army, and  
the Mitsrites shall know that \_\_\_\_\_  
\_\_\_\_\_."

(14:4)




3.

How did the children of Yisra'el  
leave Mitsrayim?

\_\_\_\_\_

(14:8)




5.

What wind blew all night to divide the sea?

**Circle the correct choice.**

west east north south

(14:21)



2.

How many chariots did Pharaoh take with him?

**Circle the correct choice.**

6 60 600 6,000

(14:7)



4.

"Yahweh does \_\_\_\_\_ for you,  
and you keep \_\_\_\_\_."

(14:14)



6.

What 2 things guided and protected  
the children of Yisra'el?

\_\_\_\_\_

\_\_\_\_\_

(14:24)



7.

What did Yahweh do to cause confusion to the Mitsrites in their pursuit of the children of Yisra'el?


Circle the correct choice.

made the horses turn around in circles

took off their chariot wheels

had wild dogs chase them in the desert

(14:25)



8.

Find the verse or verses in chapter 15 that correspond to the fate of the Mitsrites listed below and write them on the lines.

They were thrown into the sea \_\_\_\_\_

They drowned in the Sea of Reeds \_\_\_\_\_

They went down to the bottom like a stone \_\_\_\_\_

They were consumed like stubble \_\_\_\_\_

The sea covered them \_\_\_\_\_

They sank like lead in the mighty waters \_\_\_\_\_

The earth swallowed them \_\_\_\_\_

They are silent as a stone \_\_\_\_\_

The horse and its rider He has thrown into the sea \_\_\_\_\_

9.

Which hand of Yahweh is great in power and crushed the enemy?

Circle the correct choice.

left      right


(15:6)



10.


What is the Hebrew title for the liturgy we sing on Shabbat found in Exodus 15:11?

\_\_\_\_\_



# WORD SEARCH

Search for the hidden words from this week's parsha.




WILDERNESS  
ENTANGLED  
ESTEEMED  
CHARIOTS  
DEFIANTLY  
DELIVERANCE  
DIVIDE

HARDENING  
HORSEMEN  
MESSENGER OF ELOHIM  
COLUMN OF CLOUD  
COLUMN OF FIRE  
CONFUSION  
CHARIOT WHEELS

DIFFICULTY  
SEASHORE  
SET-APARTNESS  
MIRYAM  
PROPHETESS  
TIMBREL  
SEA OF REEDS



# Answer Key



WILDERNESS  
 ENTANGLED  
 ESTEEMED  
 CHARIOTS  
 DEFIANTLY  
 DELIVERANCE  
 DIVIDE


HARDENING  
 HORSEMEN  
 MESSENGER OF ELOHIM  
 COLUMN OF CLOUD  
 COLUMN OF FIRE  
 CONFUSION  
 CHARIOT WHEELS

DIFFICULTY  
 SEASHORE  
 SET-APARTNESS  
 MIRYAM  
 PROPHETESS  
 TIMBREL  
 SEA OF REEDS



# CROSSWORD PUZZLE

Complete the crossword using words from this week's parsha.



## Across

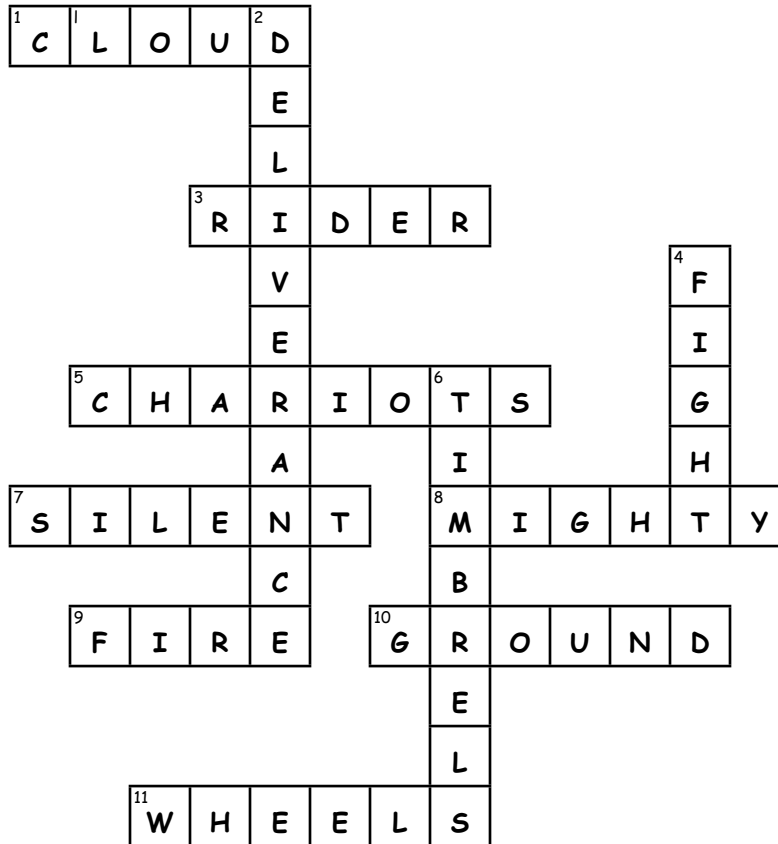
1. The column of \_\_\_\_\_ did NOT cease by day.
3. The horse and its \_\_\_\_\_ he has thrown into the sea!
5. Pharaoh pursued the Yisra'elites with 600 \_\_\_\_\_.
7. You keep \_\_\_\_\_.
8. Who is like You, O Yahweh among the \_\_\_\_\_ ones?
9. The column of \_\_\_\_\_ did NOT cease by night.
10. The Yisra'elites walked on dry \_\_\_\_\_ in the midst of the sea.
11. Yahweh took off their chariot \_\_\_\_\_.

## Down

2. Mosheh said, "Stand still and see the \_\_\_\_\_ of Yahweh."
4. Yahweh does \_\_\_\_\_ for you.
6. All the women went out with Miryam with \_\_\_\_\_ and with dances.



# Answer Key



## Across


1. The column of **cloud** did NOT cease by day.
3. The horse and its  **rider** he has thrown into the sea!
5. Pharaoh pursued the Yisra'elites with 600 **chariots**.
7. You keep **silent**.
9. The column of **fire** did NOT cease by night.
10. The Yisra'elites walked on dry **ground** in the midst of the sea.
11. Yahweh took off their chariot **wheels**.

## Down

2. Mosheh said, "Stand still and see the **deliverance** of Yahweh."
4. Yahweh does **fight** for you.
6. All the women went out with Miryam with **timbrels** and with dances.



# MAZE



# Precious Possessions

## NOTEBOOK PAGE

### Materials:

- Cardstock - tan & white
- Copy paper
- Yarn
- Threading needle (to pull yarn through the holes)
- Puncturing tool
- Brads
- Velcro dots - small, round
- X-acto knife
- Clear tape
- Glue stick
- Scissors
- Coloring pencils, crayons or markers
- Craft Templates: Main Page, A, water (BW) or Main Page, B, water (color)

#### Parent/Teacher Preparation:

- Print Main Page of choice & Notebook Template A or B on white cardstock.
- Print the water of choice on copy paper.
- Depending on the skill of the child, you may need to assist in cutting out the slit on the Main Page.

### Instructions for the Notebook Page:

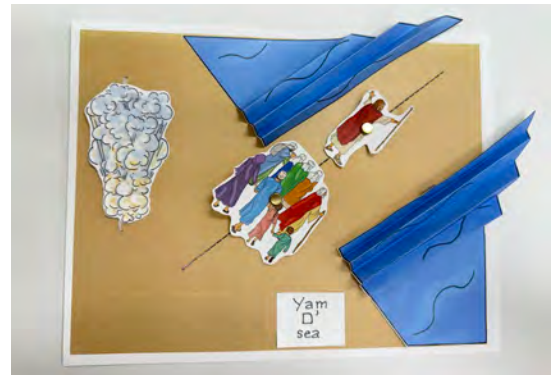
- If using BW Templates, color using medium of choice.
- Cut out all Template pieces. (P1)

#### Preparing the Main Page

- Using an X-acto knife, cut out the diagonal line on the Main Page. (P2)
- Using a puncturing tool, poke a hole through the 2 dots on the Main Page. (P3)
- Place the 2 water pieces on the Main Page so that they are on the correct side and facing the correct way. (P4)

## Mosheh and the Yisra'elites Cross the Sea of Reeds

Exodus 14:21-22



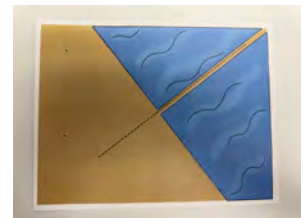
P1



P2



P3




P4


# Instructions for the Notebook Page cont'd:

## Assembling the Water Walls


- Accordion fold each water piece about 1 inch wide with 3-4 folds, leaving enough room to adhere the edge of the water to the Main Page. (P5)
- Run a glue stick on the back of the water pieces on the flat edge and adhere to the Main Page on the correct side of the slit. (P6a, P6b, P6c, P6d)
- Adhere small round 'hook & loop' *Velcro* dots to the first fold on the back side of the waves. (P7a, P7b)
- Pull both waves to the slit and connect the *Velcro* dots to the Main Page. (P8a, P8b)



P5




P6a




P6b



P6c




P6d




P7a



P7b



P8a



P8b


## Instructions for the Notebook Page cont'd:

### *Attaching the Pillar of Cloud and Fire*

- Cut a piece of yarn twice the length of the top and bottom dots on the Main Page. (P9)
- Run a glue stick on the back of the pillar of cloud. (P10)
- Lay the cut yarn down the center of the glue. (P11)
- Place the pillar of fire over the yarn and glue. (P12)
- The yarn will be above and below the pillars. (P13a, P13b)
- Using a threading needle, insert the top end of the yarn through it. (P14)
- Insert the needle with yarn through the top hold on the Main Page. (P15)
- Repeat for the bottom end. (P16)
- Flip the Main Page over and using clear tape, connect the 2 ends of the yarn. (P17)
- You can flip the pillar of cloud over to reveal the pillar of fire and vice versa. (P18a, P18b)



P9



P10



P11



P12




P13a



P13b



P14



P15



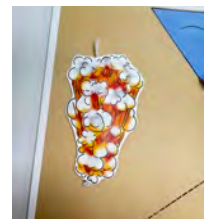
P16



P17



P18a



P18b

# Instructions for the Notebook Page cont'd:

## Assembling and Adding the Characters

- Using a puncturing tool, poke a hole through the dots on the characters. (P19a, P19b)
- Insert the brads through the holes on the characters. (P20)
- Insert the characters through the slit on the Main Page. (P21a, P21b)
- You now can slide the characters through the parted water, close or separate the water and flip the pillar of cloud or fire to interact with the scene. (P22a, P22b)



P19a



P19b




P20

## Hebrew Word

- Write the following directly on the Main Page or on a piece of colored cardstock and glue to the page: (P23)
  - 1) Yam
  - 2) יָם
  - 3) Sea



P21a



P21b

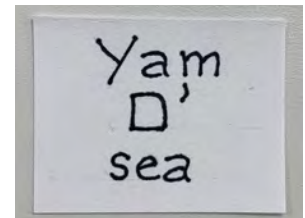
*You now have a visual representation of Mosheh and the Yisra'elites walking through the dry ground as the waters split and the pillar of cloud and fire prevent the Mitsrites from advancing.*



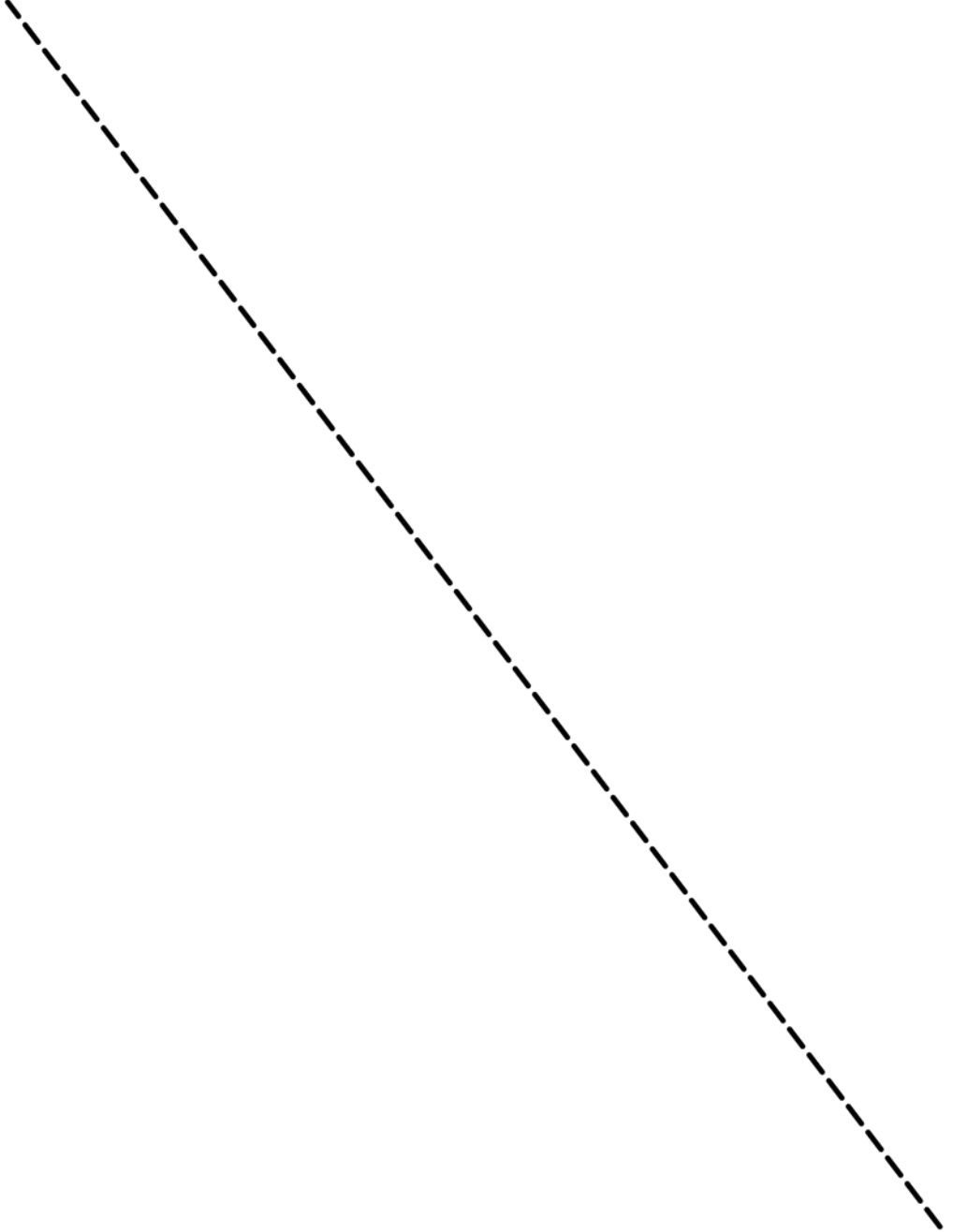
P22a





P22b

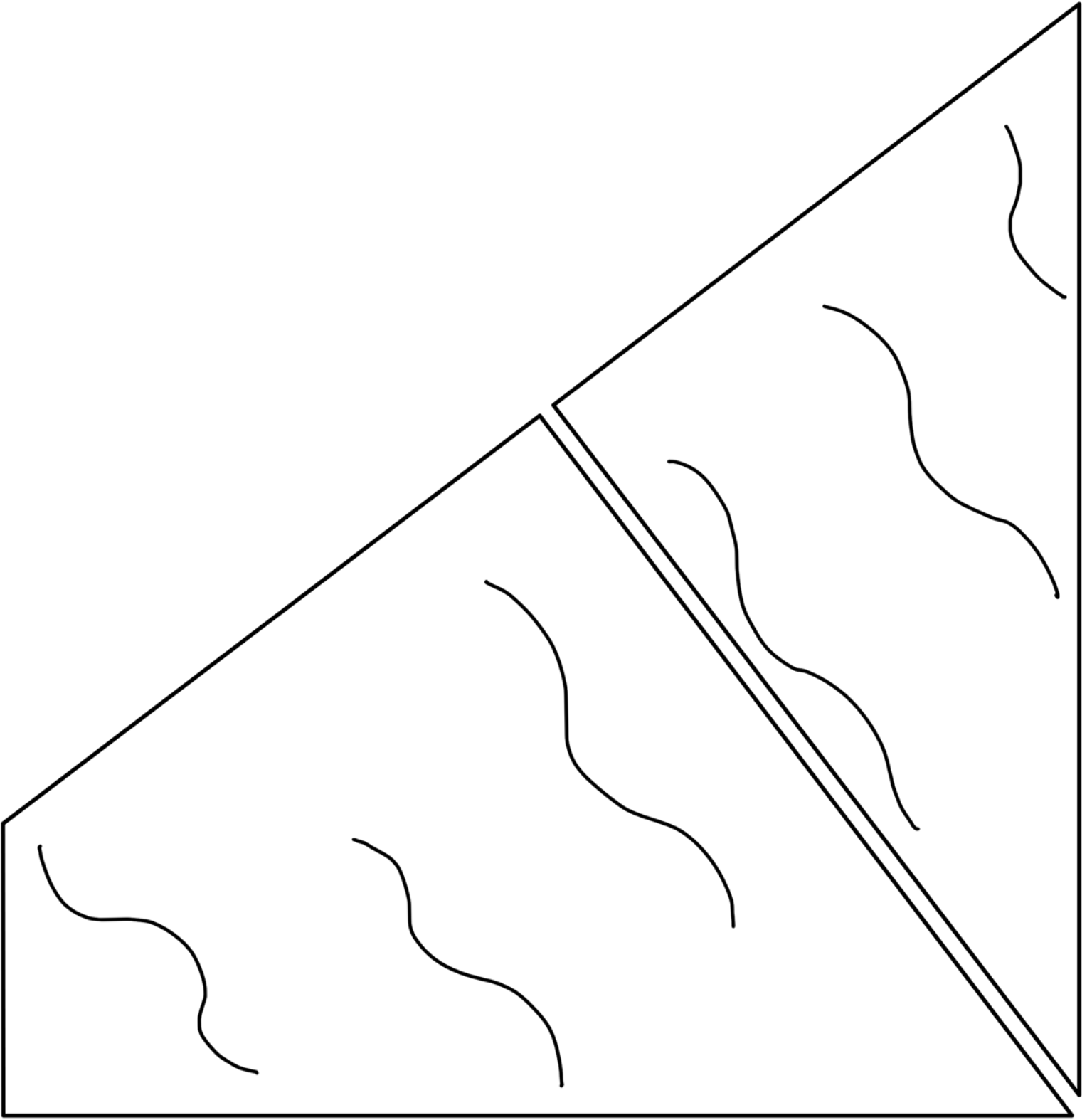



P23



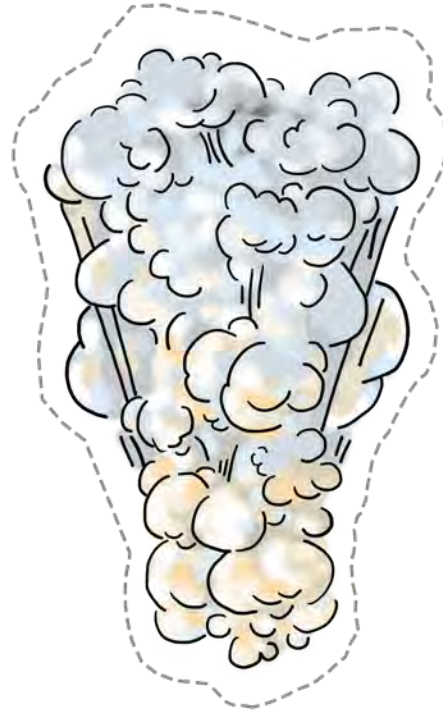
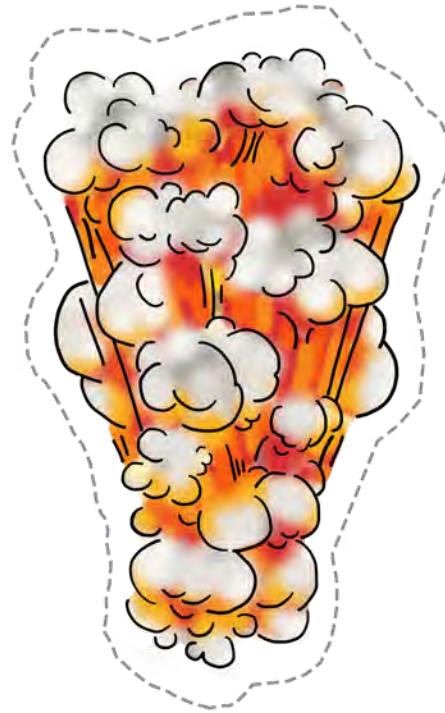

Notebook Template A (BW)

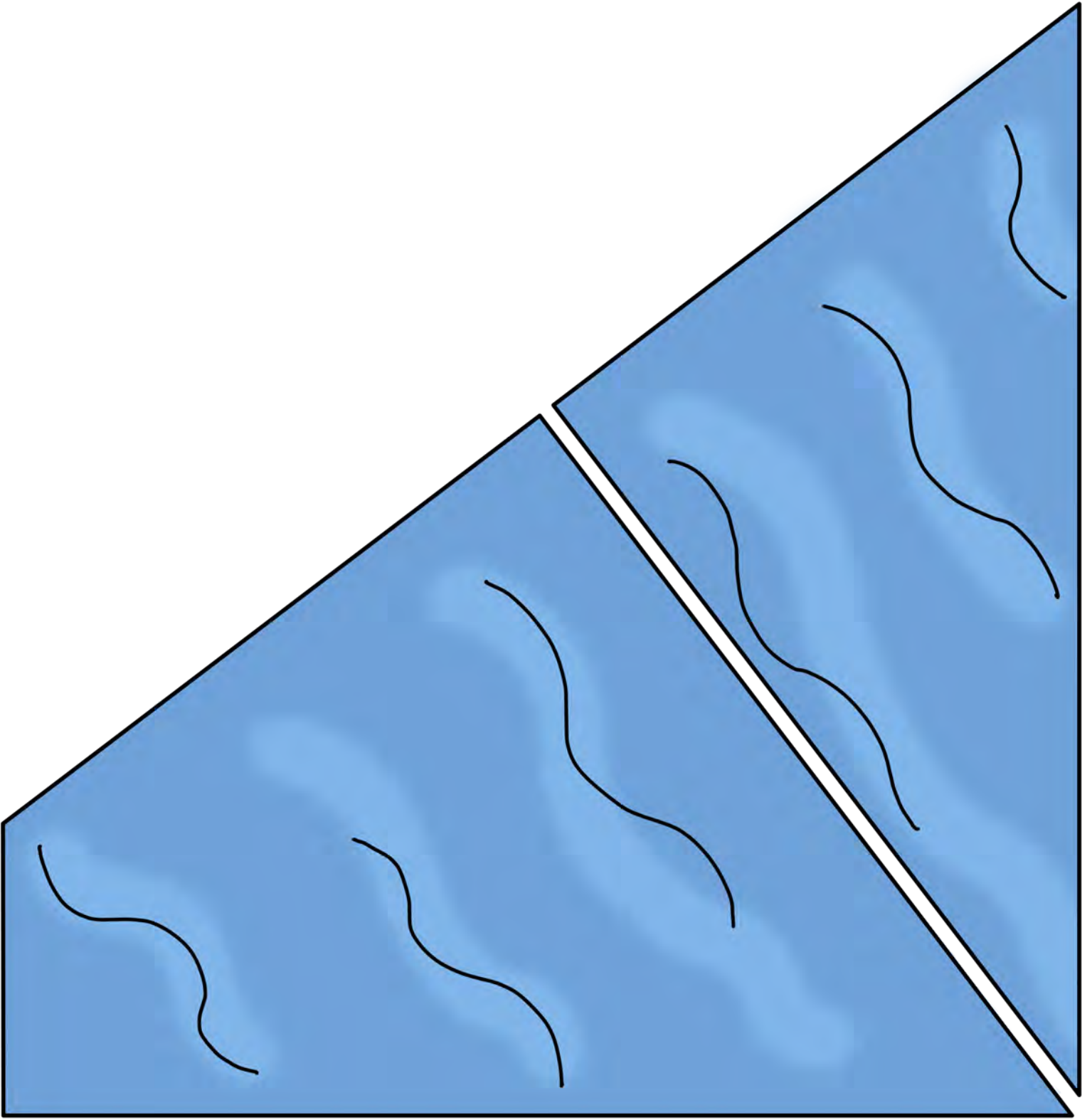











Notebook Template B (color)









"Sing to Yahweh, for He is highly exalted!  
The horse and its rider He has  
thrown into the sea!"  
Exodus 15:23

W  
A  
S  
S  
E  
D  
I  
C  
A  
S

"When he sent"  
Exodus 13:17 - 17:16

A  
S  
I  
A

---

# Sweetness of Torah

---

## SWEET SOUNDS OF TORAH

(Sing Praises to His Name)

Here is the link for this song:

[https://www.podomatic.com/podcasts/steveberkson/episodes/2017-02-04T20\\_53\\_46-08\\_00](https://www.podomatic.com/podcasts/steveberkson/episodes/2017-02-04T20_53_46-08_00)

### Mi Chamocha

(Exodus 15:11)

Mi Chamocha ba'elim Yahweh  
Mi Chamocha ne'dar bakodesh  
Nora tehillot  
Oseh feleh, Oseh feleh

Who is like you, Yahweh among the gods  
Who is like you, mighty in holiness  
You are awesome in praise  
Doing wonders Yahweh, Doing wonders Yahweh




# SWEET TASTE OF TORAH

This snack relates to this week's parsha. Please take these as suggestions and make necessary changes based on your individual dietary needs.

## Dry Land and Parted Waters

Exodus 14:21



### Ingredients:

- *Graham* crackers
- Blue (*Funfetti*) frosting or any kosher gummy fish or candies

### Instructions:

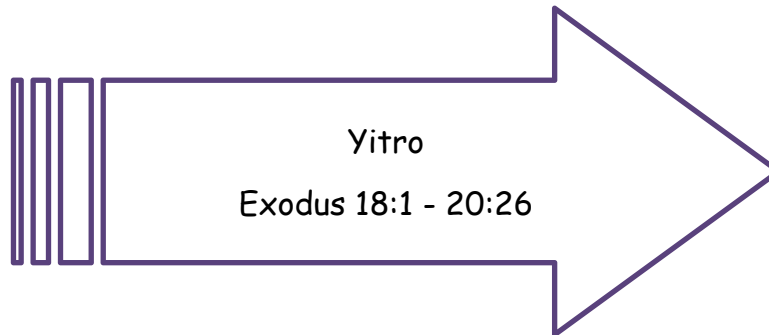
Spread blue frosting on both edges of 1 *Graham* cracker making a wall.

If you bought *Funfetti* frosting, it already has little candy fish that you can place onto the parted water walls to add some sea life.

If you have just blue frosting, take some kosher gummy fish and place them onto parted water walls to add sea life.

# Next Week's Treasure Hunt

## Next Week's Torah Portion



## Suggested Reading Schedule

Monday:	Ex. 18:1-12	Yitro's advice to Mosheh
Tuesday:	Ex. 18:13-27	Yitro's advice to Mosheh
Wednesday:	Ex. 19:1-15	Yahweh's instructions to Yisra'el to prepare for receiving the Commandments
Thursday:	Ex. 19:16-25	Yahweh appears on Mt. Sinai
Friday:	Ex. 20	The giving and receiving the 10 Commandments