

Beshalach

"When he sent"

Exodus 13:17 - 17:16

Katan Bet/Gadol



In This Edition:

16.1 - Bye, Bye Mitsrayim

Exodus 13:17-22; 14:1 - 15:21



Table of Contents

Parsha Pearls is a comprehensive resource that allows for complete customization by the parent. We understand that if you were to strive to accomplish all aspects of each lesson in one day it would be unrealistic and also overload for the child. It is our intention that this be used 'a la carte' so that it suits your specific needs. Our site caters to printing only the pieces you choose.

This page will provide quick links to get to the portion of the document for which you are looking. When you hover over the title a finger will appear. Click on it and you will be taken directly to that page.

If you are new to Parsha Pearls, we have created an [Introduction](#) document outlining how to use our lessons, as well as a [Scriptural Inspiration](#) document, which explains our titles and the Scriptural inspiration for them. We pray that Parsha Pearls blesses your home and that your children will grow to love the Word and to never depart from keeping Torah. As always, feel free to email us at parshapearls@mtoi.org if you have any questions.

Pearl Seeking (The Main Lesson)	3
➤ Treasuring His Word (Overview of the Parsha)	3
➤ Parsha Points (Main Lesson Content)	3
➤ Digging Deeper (Thought Provoking Questions)	5
Searching Out Hebrew (Reading & Writing)	6
➤ Words	6
➤ Numbers	6
➤ Word Match	7
➤ Flashcards	8
➤ Writing Hebrew	9
Counting What You Gained (Worksheets)	10
➤ Storing Up Treasure In My Heart (Memory Verse)	10
➤ Seeking Treasure (Questions from the Parsha)	12
➤ Word Search	14
➤ Crossword Puzzle	16
➤ Maze	18
Precious Possessions (Arts & Crafts)	19
➤ Notebook Page	19
➤ Coloring Page	29
» Coloring Page 1	29
» Coloring Page 2	30
➤ Beshalach Coloring Page	31
Sweetness of Torah	32
➤ Sweet Sounds of Torah (Song Corresponding to the Parsha)	32
➤ Sweet Taste of Torah (Snack Corresponding to the Parsha)	33
Next Week's Treasure Hunt (Looking Ahead to Next Week's Parsha)	34



Pearl Seeking

TREASURING HIS WORD

Let's do a quick overview of the entire Torah portion:

Monday:	Ex. 13:17-22	Leaving Mitsrayim; Days of Unleavened Bread instruction; Column of cloud and fire leads the children of Yisra'el
Tuesday:	Ex. 14	Pharaoh pursues Yisra'el; Yahweh parts the sea and the children of Yisra'el are saved
Wednesday:	Ex. 15	The Song of Mosheh and Miryam
Thursday:	Ex. 16	Yisra'el complains; Yahweh provides manna in the wilderness; Yahweh's instruction on the Sabbath Day
Friday:	Ex. 17	Yisra'el complains again; Yahweh provides water from the rock; The Yisra'elites fight Amaleq

In this week's Parsha Pearls lesson, we will be covering the departure of the children of Yisra'el from Mitsrayim. Now, let's read Ex. 13:17-22; 14:1 - 15:21.

PARSHA POINTS

- When Pharaoh let the children of Yisra'el go, Elohim did not lead them by the way of the land of the Philistines even though it was nearer - 13:17
- Yahweh was concerned that they would be frightened seeing the fighting of the Philistines - 13:17
- Elohim led the children of Yisra'el around by the way of the wilderness of the Sea of Reeds - 13:18
- Mosheh brought the bones of Yoseph with them as promised - 13:19
- The children of Yisra'el departed from Sukkoth and camped in Etham at the edge of the wilderness - 13:20
- Yahweh went before them by day in a column of cloud to lead the way and by night in a column of fire to give them light - 13:21
- The column of cloud did not cease by day, nor the column of fire by night so as to guide them - 13:22
- Yahweh then told Mosheh to have the children of Yisra'el camp by the sea (**yam**) - 14:1-2
- Yahweh revealed to Mosheh that Pharaoh would think that he had them trapped between the sea and the wilderness (**midbar**) - 14:3



- Yahweh said He was going to harden Pharaoh's heart yet again, so that he would feel compelled to pursue the children of Yisra'el. But through this, Yahweh would be esteemed by Pharaoh, his army and all the Mitsrites, and they would finally know that He is Yahweh - 14:4
- As Yahweh had foretold, Pharaoh regretted his decision to let the children of Yisra'el go. He made his chariot (**rekev**) and his army ready, including 600 (**shesh me'ot**) choice chariots, with officers over them - 14:5-7
- Pharaoh and his army pursued the children of Yisra'el, and found them camped by the sea, where Yahweh had brought them - 14:9
- When the children of Yisra'el saw Pharaoh and his army approaching, they were terrified, crying to Mosheh that they were going to die - 14:10-11
- The children of Yisra'el complained that they would have been better off remaining in Mitsrayim than to die in the wilderness - 14:12
- Mosheh reassured the people that Yahweh was about to deliver them so mightily that they would never ever see the Mitsrites again - 14:13
- Mosheh told the people, "Yahweh does fight for you, and you keep still/silent" - 14:14
- Yahweh told Mosheh to lift up his rod to divide the waters of the sea, so that the children of Yisra'el would walk on dry ground through the midst of the sea - 14:16
- The Messenger of Elohim and His column of cloud moved behind the Yisra'elites, separating their camp from the camp of the Mitsrites. The cloud gave them light all night, and kept the Mitsrites from pursuing - 14:19-20
- A strong east wind made the sea split apart, forming a wall on the left and on the right, so that the children of Yisra'el were able to walk across the sea on dry ground - 14:21-22
- The Mitsrite army ran after them into the middle of the sea. But in the morning, Yahweh pulled off their chariot wheels, plunging their army into panic and confusion - 14:24-25
- The Mitsrites were forced to acknowledge that Yahweh Himself was fighting on behalf of Yisra'el, and decided to flee - 14:25
- As they tried to turn back, Yahweh had Mosheh stretch out his hand and the water closed up over the Mitsrites, trapping them in the midst of the sea - 14:26-27
- Not one Mitsrite who had pursued the children of Yisra'el was left alive, and Yisra'el saw their bodies strewn along the seashore - 14:30
- When Yisra'el saw the great work which Yahweh had done, they feared Yahweh, and believed Yahweh and His servant Mosheh - 14:31
- Mosheh and the children of Yisra'el sang a song (**shiy'r**) of praises unto Yahweh - 15:1



- *Here are just a few of the beautiful words that were sung to Yahweh (15:1-2, 6, 11, 13, 18):*
 - "I sing to Yahweh, for He is highly exalted!"
 - "Yah is my strength and song, and He has become my deliverance. He is my El, and I praise Him - Elohim of my father, and I exalt Him"
 - "Your right hand, O Yahweh has become great in power"
 - "Who is like You, O Yahweh among the mighty ones? Who is like You, great in set-apartness, awesome in praises, working wonders?"
 - "In Your kindness You led the people whom You have redeemed, in Your strength You guided them to Your set-apart dwelling"
 - "Yahweh reigns forever and ever"
- Miryam the prophetess (sister to Mosheh and Aharon) then took her timbrel and led the women in a song unto Yahweh, with timbrels and joyful dancing - 15:20-21



DIGGING DEEPER

Parents/Teachers may choose to use these prompts for further discussion of the Torah portion.

- Discuss the faith of the Yisra'elites on their journey, and how it would falter as soon as they were in need of something that didn't seem to be provided. Do you think you would have acted differently than they did?
- Yisra'el was free from Mitsrite slavery, but we need to note that freedom, by Yahweh's definition, means changing masters, not being masterless. Did Yisra'el embrace their new Master and trust in Him?
- Research the name of the body of water that the Yisra'elites walked through and its location.

Searching Out Hebrew

Parents/Teachers can print out the '[Hebrew Pronunciation Guide](#)' to help with the pronunciation of Hebrew names and words. They can be cut out and used in conjunction with the Flashcards.

WORDS

Parents/Teachers see the following page for 3 x 5 card cut outs of the words from this week's parsha. If printed on cardstock, they can be kept in a box to reinforce learning.

Yam (ים) - sea

Midbar (מדבר) - wilderness

Rekev (רכב) - chariots

Shiyr (שיר) - song

NUMBERS

Parents/Teachers can print out these numbers to have as additional resources. These can be found under the 'Resources' tab on the YMTOI website.

600 - shesh me'ot

WORD MATCH

Match this week's Hebrew words to their correct definition.

Midbar

Chariots

Rekev

Sea

Shiyr

Song

Yam

Wilderness



FLASHCARDS

מִדְבָּר

Midbar

Mid-bar
wilderness

שִׁיר

Shiyr

Shiyr
song

יָם

Yam

Yam
sea

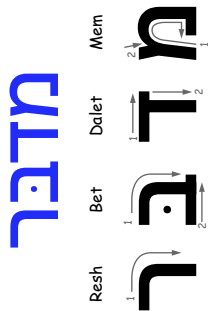
רֶכֶב

Rehkev

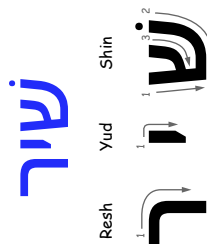
Reh-kev
chariots

WRITING HEBREW

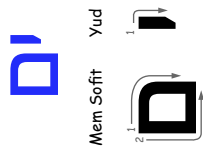
Midbar (wilderness)




Shiyr (song)



Yam (sea)



Rehkev (chariots)




Counting What You Gained


This next section is intended to be reinforcement of the lessons learned during this parsha. Choose the activities that best fit your child.

STORING UP TREASURE IN MY HEART

The Katan Bet and Gadol memory verse is Exodus 15:2. You can review the verse with them by reciting it out loud, acting it out, putting it to music...whatever works for you.



Use this space to draw a picture of the verse memorized.



Use this space to write out the verse memorized.



SEEKING TREASURE

1.




What did Yahweh say would happen when the Mitsrites pursued the children of Yisra'el?

"But I am to be _____
through Pharaoh and over all his army, and
the Mitsrites shall know that _____
_____."

(14:4)


3.



How did the children of Yisra'el
leave Mitsrayim?

(14:8)

5.



What wind blew all night to divide the sea?

Circle the correct choice.

west east north south

(14:21)

2.



How many chariots did Pharaoh take with him?

Circle the correct choice.

6 60 600 6,000

(14:7)

4.



"Yahweh does _____ for you,
and you keep _____."

(14:14)

6.



What 2 things guided and protected
the children of Yisra'el?

(14:24)



7.

What did Yahweh do to cause confusion to the Mitsrites in their pursuit of the children of Yisra'el?


Circle the correct choice.

made the horses turn around in circles

took off their chariot wheels

had wild dogs chase them in the desert

(14:25)



8.

Find the verse or verses in chapter 15 that correspond to the fate of the Mitsrites listed below and write them on the lines.

They were thrown into the sea _____

They drowned in the Sea of Reeds _____

They went down to the bottom like a stone _____

They were consumed like stubble _____

The sea covered them _____

They sank like lead in the mighty waters _____

The earth swallowed them _____

They are silent as a stone _____

The horse and its rider He has thrown into the sea _____

9.

Which hand of Yahweh is great in power and crushed the enemy?

Circle the correct choice.


left right

(15:6)




10.

What is the Hebrew title for the liturgy we sing on Shabbat found in Exodus 15:11?



WORD SEARCH

Search for the hidden words from this week's parsha.




WILDERNESS
ENTANGLED
ESTEEMED
CHARIOTS
DEFIANTLY
DELIVERANCE
DIVIDE

HARDENING
HORSEMEN
MESSENGER OF ELOHIM
COLUMN OF CLOUD
COLUMN OF FIRE
CONFUSION
CHARIOT WHEELS

DIFFICULTY
SEASHORE
SET-APARTNESS
MIRYAM
PROPHETESS
TIMBREL
SEA OF REEDS



Answer Key



WILDERNESS
 ENTANGLED
 ESTEEMED
 CHARIOTS
 DEFIANTLY
 DELIVERANCE
 DIVIDE


HARDENING
 HORSEMEN
 MESSENGER OF ELOHIM
 COLUMN OF CLOUD
 COLUMN OF FIRE
 CONFUSION
 CHARIOT WHEELS

DIFFICULTY
 SEASHORE
 SET-APARTNESS
 MIRYAM
 PROPHETESS
 TIMBREL
 SEA OF REEDS



CROSSWORD PUZZLE

Complete the crossword using words from this week's parsha.



Across

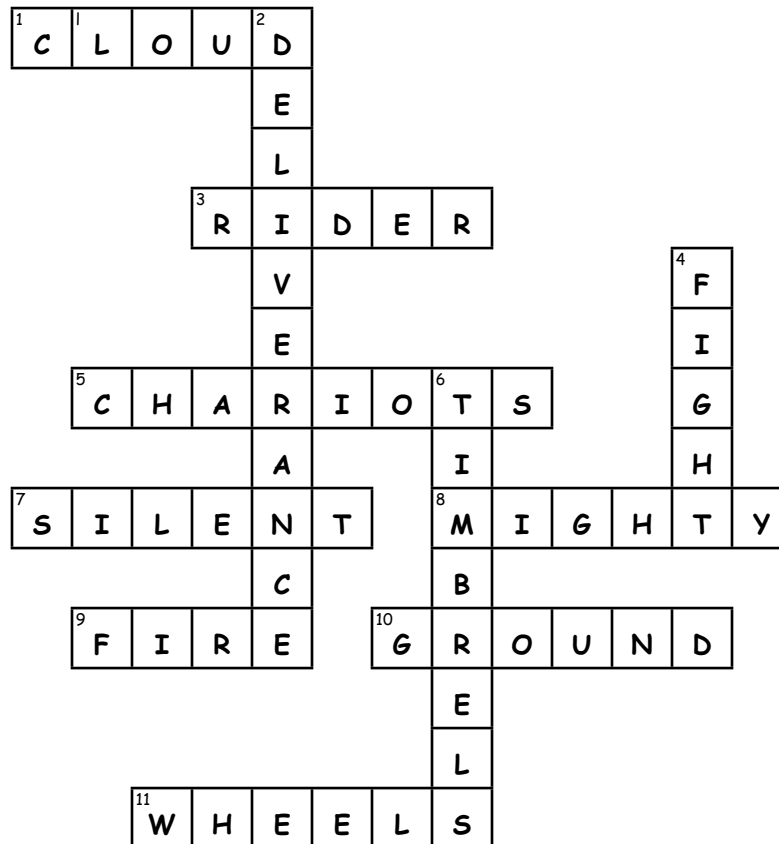
1. The column of _____ did NOT cease by day.
3. The horse and its _____ he has thrown into the sea!
5. Pharaoh pursued the Yisra'elites with 600 _____.
7. You keep _____.
8. Who is like You, O Yahweh among the _____ ones?
9. The column of _____ did NOT cease by night.
10. The Yisra'elites walked on dry _____ in the midst of the sea.
11. Yahweh took off their chariot _____.

Down

2. Mosheh said, "Stand still and see the _____ of Yahweh."
4. Yahweh does _____ for you.
6. All the women went out with Miryam with _____ and with dances.



Answer Key



Across


- The column of **cloud** did NOT cease by day.
- The horse and its **rider** he has thrown into the sea!
- Pharaoh pursued the Yisra'elites with 600 **chariots**.
- You keep **silent**.
- Who is like You, O Yahweh among the **mighty** ones?
- The column of **fire** did NOT cease by night.
- The Yisra'elites walked on dry **ground** in the midst of the sea.
- Yahweh took off their chariot **wheels**.

Down

- Mosheh said, "Stand still and see the **deliverance** of Yahweh."
- Yahweh does **fight** for you.
- All the women went out with Miryam with **timbrels** and with dances.



MAZE



Precious Possessions


NOTEBOOK PAGE

Mosheh and the Yisra'elites Cross the Sea of Reeds

Exodus 14:21-22

Materials:

- Cardstock - tan & white
- Copy paper
- Buttons with shanks
- Mini rubber bands
- Double-sided adhesive foam
- Velcro dots
- X-acto knife
- Brads
- Hot glue
- Glue stick
- Scissors
- Coloring pencils, crayons or markers
- Notebook Templates: Main Page, A, waves (BW) or Main Page, B, waves (color)



Parent/Teacher Preparation:

- Print Main Page of choice & Notebook Template A or B on white cardstock.
- Print the waves of choice on copy paper.
- You may want to cut out the slit on the Main Page to assist the child.

Instructions for the Notebook Page:

- If using BW Templates, color using medium of choice.
- Cut out all Template pieces. (P1)

Preparing the Main Page

- Using an X-acto knife, cut out the diagonal line on the Main Page to make a slit for your buttons to slide on. (P2)
- Place the 2 water walls on the Main Page so that they are on the correct side and facing the correct way. (P3)



P1



P2




P3

Instructions for the Notebook Page Cont'd:

Assembling the Water Walls


- Accordion fold each water piece making sure that you only make about 4-5 folds leaving enough room to adhere the edge of the water to the Main Page. The first fold should be showing the blue water, not the white backside. (P4a, P4b)
- Using a glue stick, place on the back side of each water wall. (P5)
- Adhere to the Main Page on the correct side of the slit. (P6a, P6b)
- Using a *Velcro* dot, attach the 'hard' hook side near the slit on one side where the first fold on the water is. (P7a)
- Using a *Velcro* dot, attach the 'soft' loop side onto the back of the first fold on the water. (P7b)
- Repeat this step for the other water wall. (P8a, P8b)
- Pull the water folds and connect the *Velcro* dots to each other. (P9)



P4a




P4b



P5



P6a



P6b



P7a



P7b



P8a



P8b

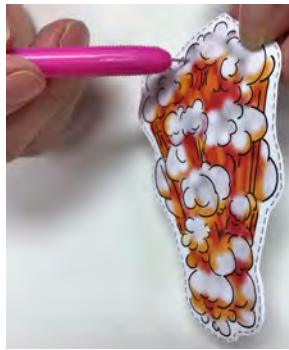


P9

Instructions for the Notebook Page Cont'd:

Attaching the Pillar of Cloud and Fire

- Using a glue stick, adhere the back of the pillar of cloud and the pillar of fire to each other.
- Using a puncturing tool, make a hole at the top and the bottom of the connected pillars. (P10)
- Take a mini rubber band and make a door knob on both ends. (P11a, P11b)
- Place the pillar on the Main Page in the lower left corner and make a mark with a pencil where to puncture holes for the brads. (P12)
- Using a puncturing tool, make a hole where the pencil markings are. (P13)
- Place a brad through both rubber bands and the holes on the Main Page to attach the pillar to the page. (P14a, P14b)
- Open the brads in the back to secure.
- You should be able to flip the pillar to show the pillar of fire or the pillar of cloud. (P15a, P15b)




P10




P11a



P11b




P12



P13



P14a



P14b



P15a




P15b

Instructions for the Notebook Page Cont'd:

Adding Buttons to the Characters

- Using hot glue, place on shank of button and connect the characters to the hot glue. (P16a, P16b)
- Using a plain sheet of cardstock, place double-sided adhesive foam on the edges and corners. (P17)
- Remove the paper on the other side of the adhesive foam and place Main Page over the cardstock to create a frame.



P16a



P16b

Adding the Characters to the Main Page

- Slide the buttons attached to Mosheh and the Yisra'elites into the long slit of your Main Page. (P18)
- You should be able to move the characters back and forth with ease. You should also be able to flip the pillar as well as remove the characters and close the water wall.



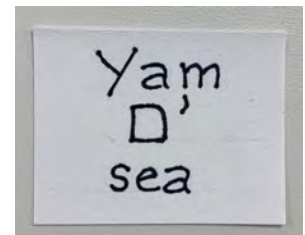
P17



P18

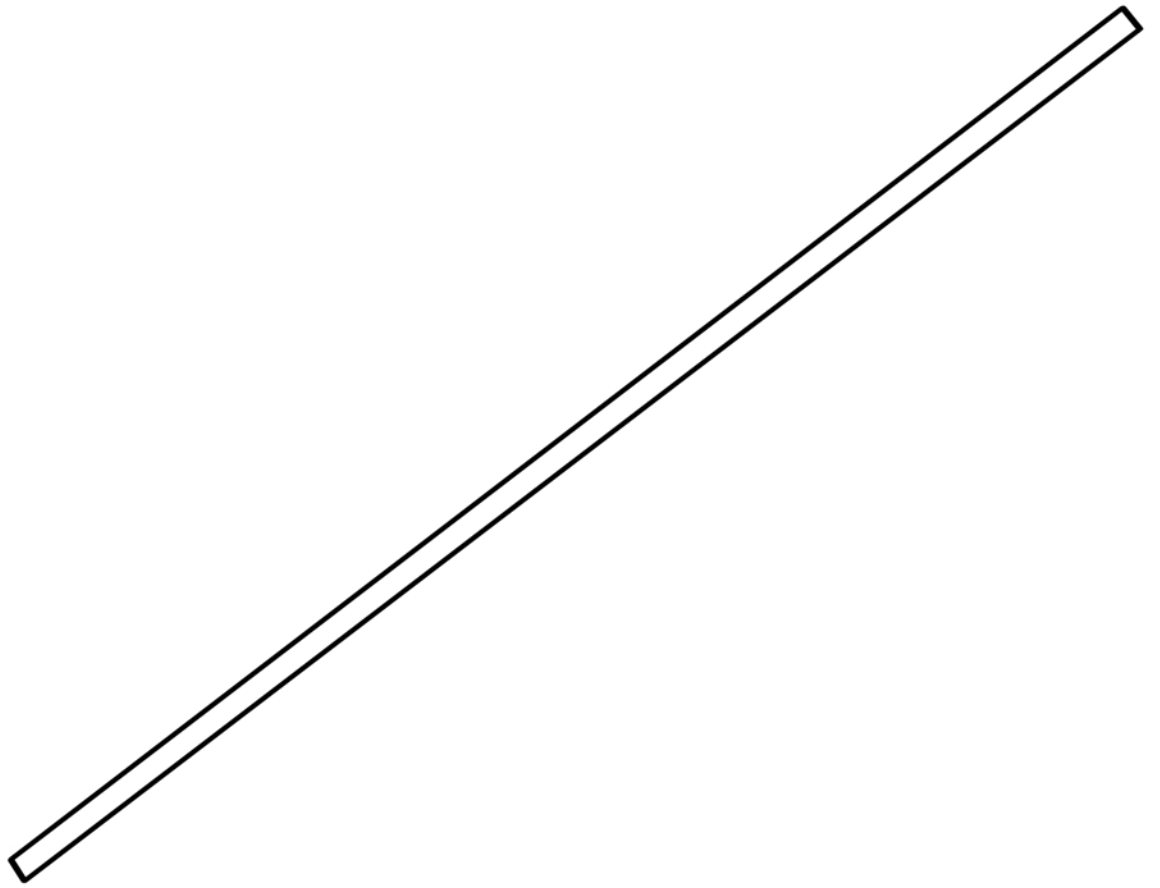
Hebrew Word

- Write the following directly on the Main Page or on a piece of colored cardstock and glue to the page: (P19)
 - 1) Yam 2) יָם 3) Sea




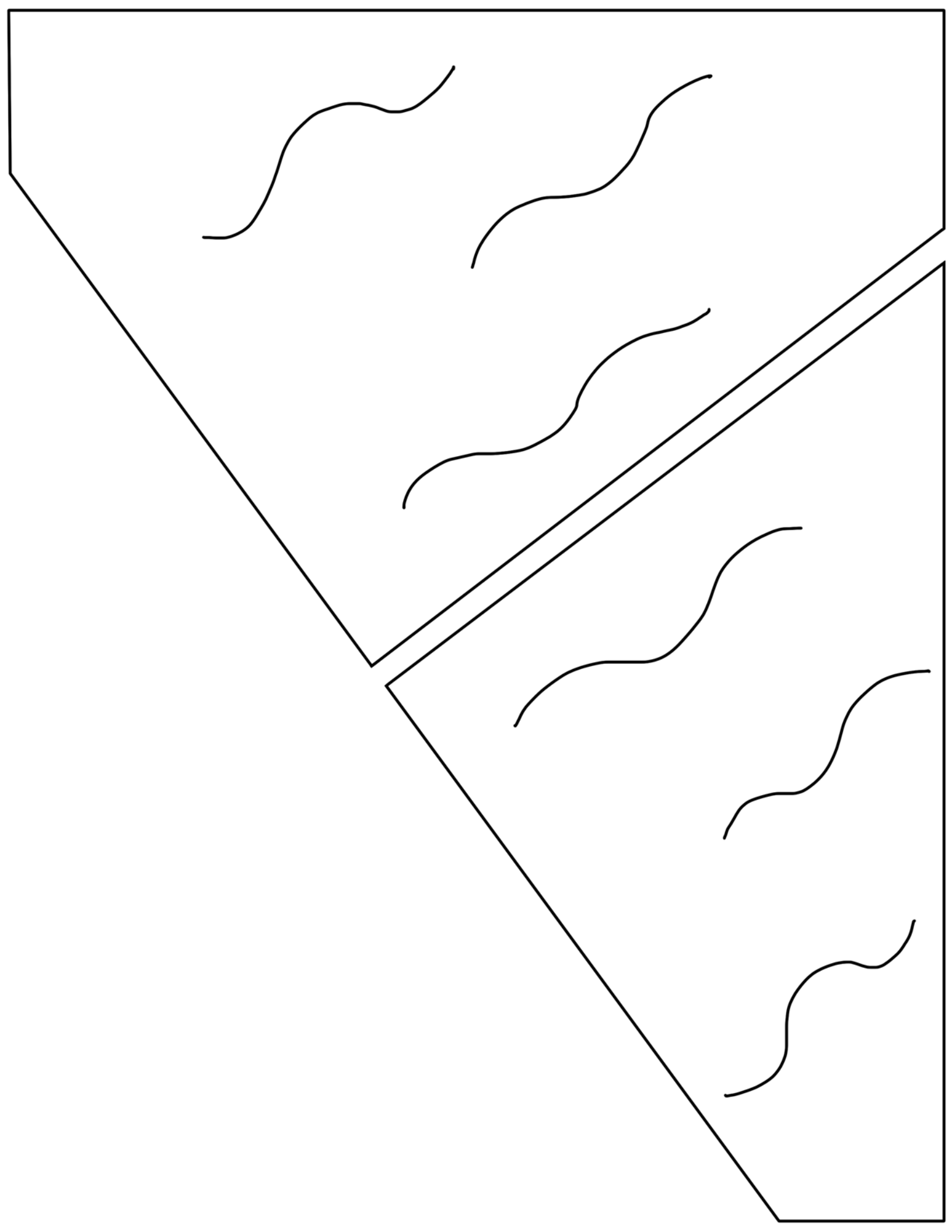
P19


You now have a visual representation of Mosheh and the Yisra'elites walking through the dry ground as the waters split and the pillar of cloud and fire prevent the Mitsrites from advancing.





Notebook Template A (BW)

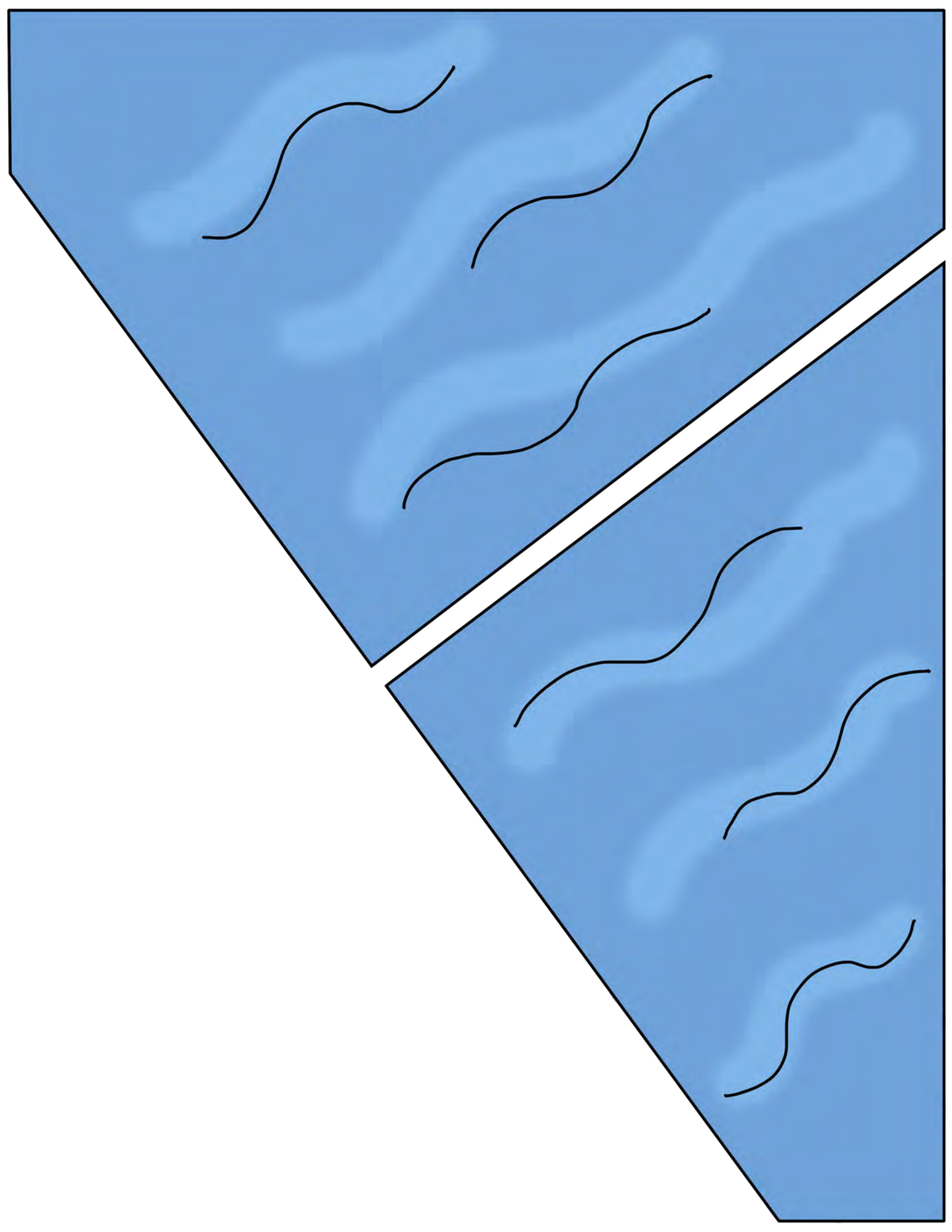









Notebook Template B (color)









"Sing to Yahweh, for He is highly exalted!
The horse and its rider He has
thrown into the sea!"
Exodus 15:23

When he sent
Exodus 13:17 - 17:16

When he sent
Exodus 13:17 - 17:16

Sweetness of Torah

SWEET SOUNDS OF TORAH

(Sing Praises to His Name)

Here is the link for this song:

https://www.podomatic.com/podcasts/steveberkson/episodes/2017-02-04T20_53_46-08_00

Mi Chamocha

(Exodus 15:11)

Mi Chamocha ba'elim Yahweh
Mi Chamocha ne'dar bakodesh
Nora tehillot
Oseh feleh, Oseh feleh

Who is like you, Yahweh among the gods
Who is like you, mighty in holiness
You are awesome in praise
Doing wonders Yahweh, Doing wonders Yahweh



SWEET TASTE OF TORAH

This snack relates to this week's parsha. Please take these as suggestions and make necessary changes based on your individual dietary needs.

Dry Land and Parted Waters

Exodus 14:21



Ingredients:

- *Graham crackers*
- Blue (*Funfetti*) frosting or any kosher gummy fish or candies

Instructions:

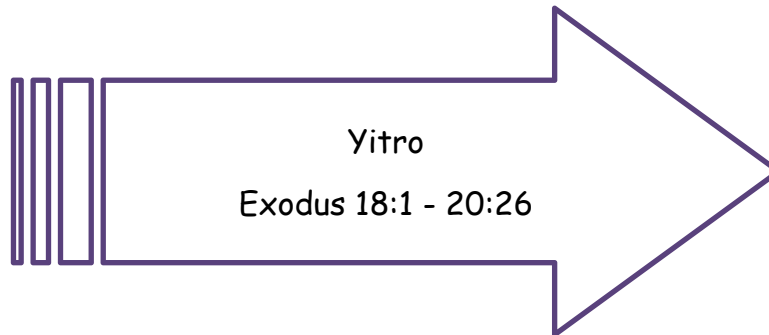
Spread blue frosting on both edges of 1 *Graham cracker* making a wall.

If you bought *Funfetti* frosting, it already has little candy fish that you can place onto the parted water walls to add some sea life.

If you have just blue frosting, take some kosher gummy fish and place them onto parted water walls to add sea life.

Next Week's Treasure Hunt

Next Week's Torah Portion



Suggested Reading Schedule

Monday:	Ex. 18:1-12	Yitro's advice to Mosheh
Tuesday:	Ex. 18:13-27	Yitro's advice to Mosheh
Wednesday:	Ex. 19:1-15	Yahweh's instructions to Yisra'el to prepare for receiving the Commandments
Thursday:	Ex. 19:16-25	Yahweh appears on Mt. Sinai
Friday:	Ex. 20	The giving and receiving the 10 Commandments