
Pearl Seeking

TREASURING HIS WORD

Let's do a quick overview of the entire Torah portion:

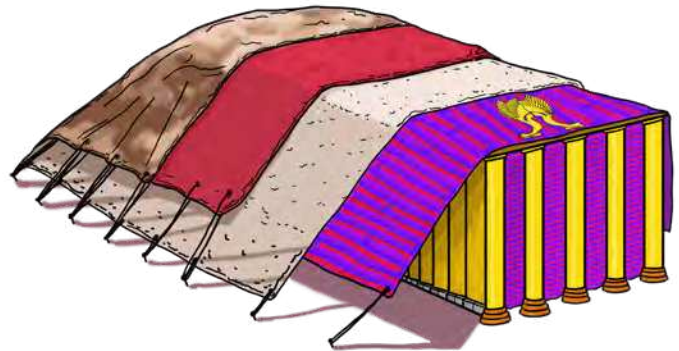
Monday:	Ex. 25:1-22	Yahweh asks for free-will contributions for making His tabernacle (Dwelling Place/Mishkan); Specifications for making the ark of the Witness
Tuesday:	Ex. 25:23-40	Specifications for making the table of showbread and the 7-branch lampstand
Wednesday:	Ex. 26:1-14	Specifications for making the coverings/curtains
Thursday:	Ex. 26:15-37	Specifications for the outer boards and veil of the Most Set-apart Place
Friday:	Ex. 27:1-19	Specifications for constructing the altar and screening the courtyard

*We are providing a [Glossary](#) at the end of this document so that it can be referred to during the lesson, to assist in defining unfamiliar terms we will cover in the parsha.

In this week's Parsha Pearls lesson we will be further learning about the instructions Yahweh gave to Mosheh while he was on the mountain regarding the coverings/curtains and veils of the Dwelling Place, as well as its boards (structure/walls). For a second witness, we will also reference verses from parsha Vayak'hel. Now, let's read Ex. 25:8-9, 40; 26:1-33, 36-37 and 36:8-38.

PARSHA POINTS

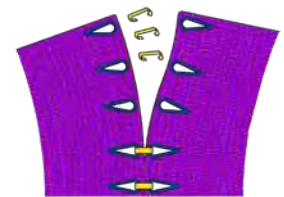
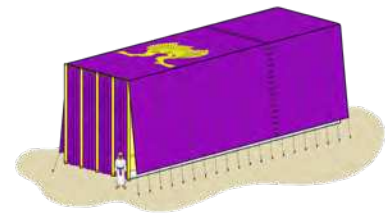
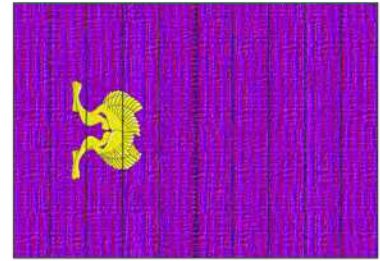
- Yahweh told Mosheh to speak unto the children of Yisra'el to make Him a Set-apart Place so that He would dwell in their midst - 25:8
- The Dwelling Place was to be raised up according to the pattern shown to Mosheh on the mountain; they were to make it exactly so - 25:9, 40; 26:30
- All the wise-hearted (skilled) among the children of Yisra'el worked on the Dwelling Place - 36:8



Coverings/Curtains for the Dwelling Place (26:1-14; 36:8-19)

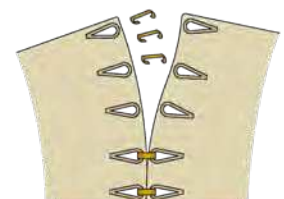
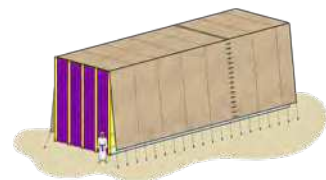
1st Covering - Linen (26:1-6; 36:8-13)

- Yahweh's specifications for the 1st covering
 - 10 (**eser**) curtains (**yeriot**)
 - made of fine woven linen, using 3 (**shalosh**) colors
 - blue (**techelet**)
 - purple (**argaman**)
 - scarlet (**shani**)
 - designed showing figures of kerubim (heavenly beings) by the work of a skilled craftsman
- The 1st covering's measurements
 - 28 (**esrim v'shmoneh**) cubits long (42 ft.)
 - 4 (**arba**) cubits wide (6 ft.)
 - Total measurement = 28 cubits (42 ft.) X 40 cubits (60 ft.)
- 2 (**shtayim**) sets (5 (**chamesh**) curtains + 5 curtains) joined to each other
- The 2 sets joined together by 50 (**chamishim**) loops of blue along both curtain edges with 50 hooks of gold to make them one



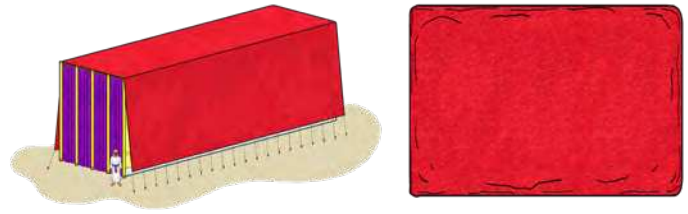
2nd Covering - Goats' hair (26:7-13; 36:14-18)

- Yahweh's specifications
 - 11 (**achat esre**) curtains
 - made of goats' hair
- The 2nd covering's measurements
 - 30 (**shloshim**) cubits long (45 ft.)
 - 4 cubits wide (6 ft.)
 - Total measurement = 30 cubits (45 ft.) X 44 cubits (66 ft.)
- 2 sets (5 curtains + 6 (**shesh**) curtains) joined to each other
- The 2 sets joined together by 50 loops along both curtain edges, fastened with 50 hooks of bronze to make them one
- The 6 curtains at the front were doubled over
- The half-curtain that remained was to hang over the back of the Dwelling Place
- 1 (**achat**) cubit of material was to hang over each side of the tent to cover the Dwelling Place (the 2nd curtain being longer than the first)



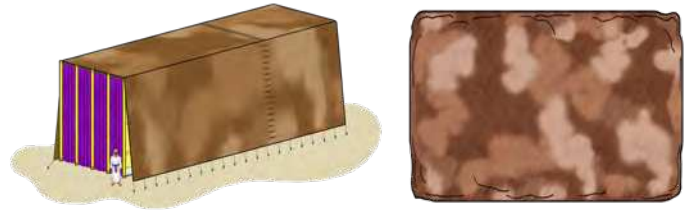
3rd Covering - Ram Skins (26:14; 36:19)

- Yahweh's specifications
 - ram skins dyed red




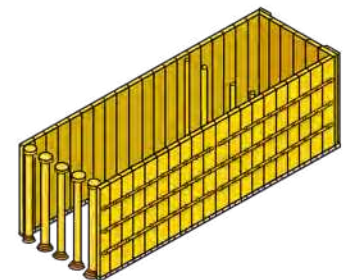
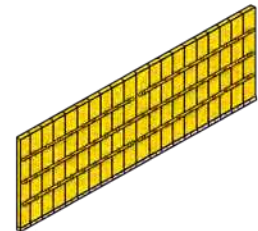
4th Covering - Fine Leather (26:14; 36:19)

- Yahweh's specifications
 - fine leather



Boards for the Dwelling Place (26:15-25, 29; 36:20-30, 34)

- Yahweh's specifications for the boards
 - made of acacia wood
 - overlaid with gold
- Number of boards (**kerashim**)
 - 20 (**esrim**) boards on the south side
 - 20 boards on the north side
 - 6 boards on the west side
 - 2 boards on the back corners
 - Total boards = 48
- Measurements of each board
 - 10 cubits long (15 ft.)
 - 1 $\frac{1}{2}$ cubits wide (2 $\frac{1}{4}$ ft.)
- Total measurement for the Dwelling Place
 - 30 cubits long (45 ft.)
 - 10 cubits wide (15 ft.)
 - 10 cubits high (15 ft.)
- Measurement for the Set-apart Place (Holy Place)
 - 20 cubits long (30 ft.)
 - 10 cubits wide (15 ft.)
- Measurement for the Most Set-apart Place (Holy of Holies)
 - 10 cubits long (15 ft.)
 - 10 cubits wide (15 ft.)

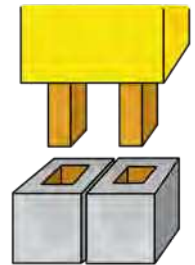


- Tenons

- 2 tenons for each board, in order to bind one to another
 - Total tenons = 96 (40 on the south, 40 on the north, 12 on the west, 4 on the back corners)

- Sockets


- made of silver
- 40 (**arba'im**) sockets under the 20 boards on the south side
- 40 sockets under the 20 boards on the north side
- 12 (**shtem esre**) sockets under the 6 boards on the west side
- 4 sockets under the 2 boards on the back corners
 - Total sockets = 96 (40 on the south, 40 on the north, 12 on the west, 4 on the back corners)



Bars for the Dwelling Place (26:26-29; 36:31-34)

- Yahweh's specifications for the bars (**berehim**):

- made of acacia wood
- overlaid with gold
- total bars = 15 (5 for the south, 5 for the north, 5 for the west)
- middle bar was to pass across the whole length of the boards, end to end
- rings of gold to be made as holders for the bars



Inner Veil (26:31-33; 36:35-36)


- Yahweh's specifications for the inner veil (**paroketh**):

- made of fine woven linen, in 3 colors
 - blue
 - purple
 - scarlet
- designed with heavenly beings (**kerubim**) - by the work of a skilled craftsman
- inner veil to be hung on 4 columns/pillars of acacia wood overlaid with gold
- inner veil to be hung from 4 hooks and rings of gold, set upon 4 silver sockets
- ark of the Witness was to be placed behind the inner veil
- inner veil served as a separation between the Set-apart (Holy Place) and the Most Set-apart Place (Holy of Holies)



Outer Veil for the Tent Door (26:36-37; 36:37-38)

- Yahweh's specifications for the outer veil:
 - made of fine woven linen by a weaver, in 3 colors
 - blue
 - purple
 - scarlet
 - outer veil to be hung on 5 columns/pillars of acacia wood overlaid with gold
 - outer veil to be hung from 5 hooks and rings of gold upon 5 bronze sockets



DIGGING DEEPER

Parents/Teachers may choose to use these prompts for further discussion of the Torah portion.

- Research the cost and amount of the materials that the Dwelling Place was made of.
- Find other references to kerubim and discuss. For example in Exodus 25, Yahweh wanted the lid of atonement to have 2 kerubim facing each other. Why do you think Yahweh wanted these specific pieces to have the kerubim on them? What was their significance?
- Research the metals used to construct the Dwelling Place. Look for the reasoning between Yahweh's designation of silver, gold or bronze for different pieces. For example, bronze - an alloy of copper and tin (non-precious metal) was much harder than gold or silver (precious metal) and would definitely be used in those places where exceptional strength and heat resistance was important.