

Precious Possessions

CRAFT

Materials:

- Copy paper
- Device to punch hole through bottom of can such as screwdriver
- Single serving Pringles can
- Popcorn, beans or rice - noise maker
- 5/8" dowel
- Jewels, gems, sequins
- Craft paint
- Sponge brush
- Clear tape
- Gorilla glue (to stabilize dowel)
- Glue
- Scissors
- Coloring pencils, crayons or markers
- Craft Template: A


Parent/Teacher preparation:

- Print Craft Template on copy paper. Note we have 2 on one page, but you only need 1 per child.
- Punch hole for dowel in bottom of the can. (P1)


Instructions for the Craft:

- If using BW Template, color using medium of choice.
- Cut out the Template around the dotted lines. (P2)
- Insert dowel through the hole on the can and paint the dowel with craft paint color of choice using a sponge brush. Set aside to dry. (P3)
- Paint the plastic lid with craft paint color of choice or decorate with jewels, gems, sequins, sparkly pipe cleaners, etc... Set aside to dry. (P4a, P4b)

Groggers



P1




P2



P3



P4a



P4b

Instructions for the Craft cont'd:

- Using *Gorilla* glue, place around dowel on the inside of the can and slightly on the bottom of the can to stabilize the dowel when shaking it. (P5)
- Add noisemakers of choice such as popcorn, beans or rice inside the can. You do NOT need more than a handful. Place plastic lid on the can. (P6)

Embellishing the Characters

- If desired, embellish the characters with jewels, gems, or sequins as desired. (P8a, P8b, P8c, P8d)
- Using scissors, cut along the dotted line beside Haman's shoulder. (P9)
- Wrap the characters around the can and tape the ends together using clear tape. (P10)

You can shake your grogger during the reading of the Megillah. Cheer when Mordechai's name is read and boo when Haman's name is read.



P5



P6



P8a




P8b



P8c



P8d



P9



P10