

Materials:

- Copy paper
- Felt - purple, brown, cream, gold glitter
- Tweezers (for assistance in placement)
- Cotton swab
- Gem - large (for scepter)
- Gemstones - small
- Trim
- Gold paint
- Glitter glue - gold
- Double-sided tape (to hold template pieces while cutting)
- Hot glue
- Scissors
- Permanent marker - black (ultra fine tip)
- Craft Template: King Ahashwerosh (BW)

Parent/Teacher Preparation:


- Print Craft Template on copy paper.
- Depending on the skill of the child, you may need to assist them in cutting out the Template and felt pieces.

King Ahashwerosh Felt Finger Puppet



Instructions for the craft:


- Cut out all template pieces. (P1)
- Place template pieces on felt, using double-sided tape to hold them in place. Be sure to match each template piece to the color of felt designated on the template. (P2)
- Cut out the felt pieces. (P2)
- Apply hot glue to the edges of the 2 body pieces and put them together, making sure to leave an opening at the bottom. (P3)
- Glue the head, hair, crown, arms, and left hand pieces onto the body, referring to the puppet image on the template for placement. (P4)



P1



P2



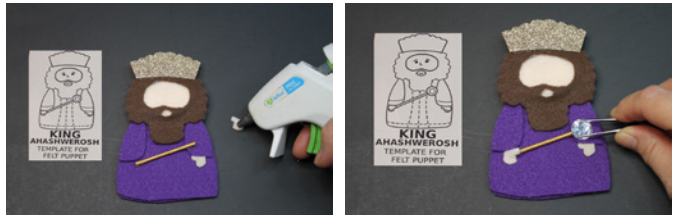
P3



P4

Instructions for the craft cont'd:

- Glue the scepter handle under King Ahashwerosh's right hand, and his right hand over the scepter, referring to the King Ahashwerosh puppet image on the template for placement. (P5)
- Glue the jewel to the scepter, referring to the King Ahashwerosh puppet image on the template for placement.(P6)
- Using black permanent marker, draw the face and hand details, referring to the King Ahashwerosh puppet image on the template for placement. (P7)
- Glue a small gem on King Ahashwerosh's hand for the signet ring, referring to the puppet image on the template for placement. (P8)
- Using gold glitter glue, embellish King Ahashwerosh's robe with it, referring to the puppet image on the template for placement. (P9)
- Glue decorative gemstones to crown and embellish with trim as desired. (P10)
- Set the King Ahashwerosh felt finger puppet aside to allow the glue to dry.



P5



P6



P7




P8




P9



P10



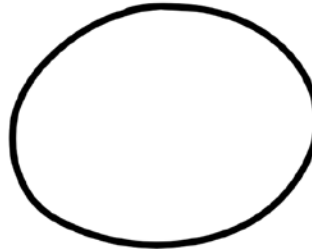
**HAIR
BROWN**



**CROWN
GOLD**



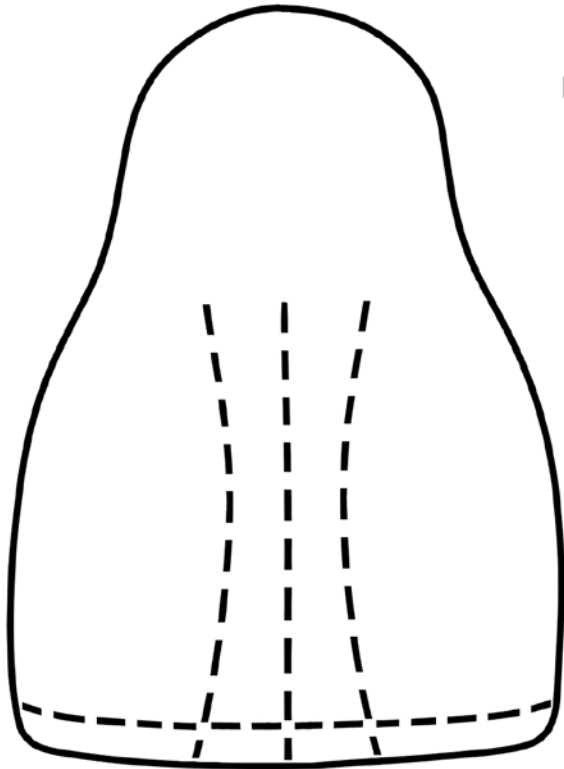
**KING
AHASHWEROSH**
TEMPLATE FOR
FELT PUPPET



**HEAD
CREAM**



FACE



**BODY
PURPLE
CUT 2**



**RIGHT ARM
PURPLE**



**LEFT ARM
PURPLE**



**RIGHT HAND
CREAM**



**LEFT HAND
CREAM**

----- = GOLD GLITTER GLUE