

## Materials:

- Copy paper
- Decorative gemstones and trim
- Glitter glue - gold
- Craft stick - jumbo
- Glue stick
- Scissors
- Permanent marker - black (ultra fine tip)
- Craft Template: King Ahashwerosh (color)

### Parent/Teacher Preparation:

- Print Craft Template on copy paper.
- Depending on the skill of the child, you may need to assist them in cutting out the Template pieces.

## King Ahashwerosh Paper Stick Puppet




## Instructions for the Craft:

- Cut out all template pieces. (P1)
- Apply glue to the edges of the 2 body pieces and put them together, making sure to leave an opening at the bottom. (P2)
- Glue the head, hair, crown, arms, and left hand pieces onto the body, referring to the King Ahashwerosh puppet image on the template for placement. (P3)
- Using black permanent marker, draw the facial features on King Ahashwerosh, referring to the King Ahashwerosh image on the template for placement. (P4)
- Apply glue to both sides of the top 1/3 of a jumbo craft stick and insert into the opening at the bottom of the puppet. (P5)
- Press the puppet against the craft stick on both sides to adhere. (P6)



P1



P2



P3



P4



P5



P6

## Instructions for the craft cont'd:

- Glue the scepter handle under King Ahashwerosh's right hand, and his right hand over the scepter, referring to the King Ahashwerosh puppet image on the template for placement. (P7)
- Glue the jewel to the scepter, referring to the King Ahashwerosh puppet image on the template for placement. (P8)
- Glue a small gem on King Ahashwerosh's hand for the signet ring, referring to the King Ahashwerosh puppet image on the template for placement. (P9)
- Glue decorative gemstones to the crown and embellish puppet with trim as desired. (P10)
- Using gold glitter glue, embellish King Ahashwerosh's robe with it, referring to the King Ahashwerosh puppet image on the template for placement. (P11)
- Set the King Ahashwerosh paper stick puppet aside to allow the glue to dry.



P7



P8




P9



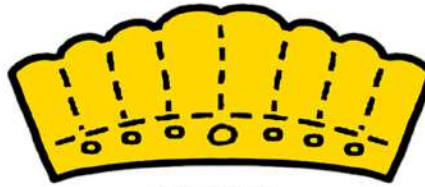
P10



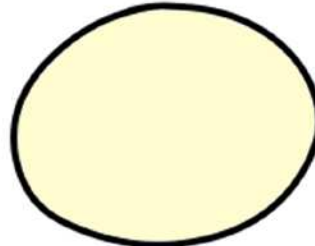
P11



**BODY  
BACK**



**CROWN**



**HEAD**



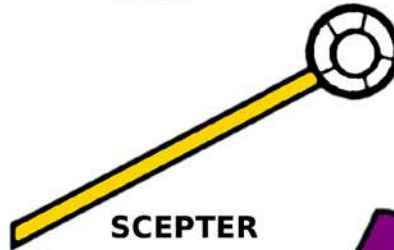
**KING  
AHASHWEROSH**  
TEMPLATE FOR  
STICK PUPPET



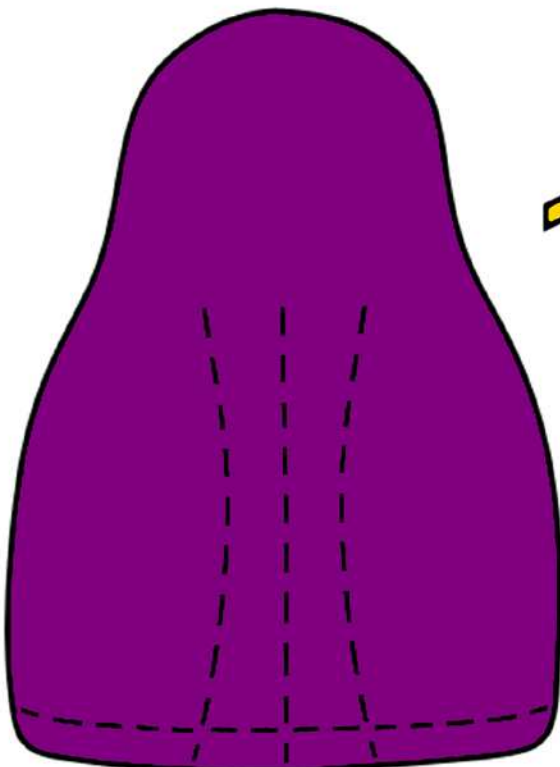
**FACE**




**HAIR**




**SCEPTER**



**BODY  
FRONT**



**RIGHT ARM**



**LEFT ARM**



**RIGHT HAND**



**LEFT HAND**

----- = GOLD GLITTER GLUE