

Precious Possessions


NOTEBOOK PAGE

Mosheh's Displeasure

Exodus 32:10, 19

Materials:

- Cardstock - white
- Double-sided adhesive foam dimensionals - small, round
- Glitter glue - gold
- Puncturing tool
- Brad - small
- Repositionable glue
- Glue stick
- Tweezers (to assist in placement)
- Scissors
- Coloring pencils, crayons or markers
- Notebook Templates: Main Page & A (BW) or Main Page & B (color)



Parent/Teacher Preparation:

- Print Notebook Templates of choice on white cardstock.

Instructions for the Notebook Page:


- If using BW Templates, color using medium of choice.
- Cut out all Template pieces. (P1)

Assembling Mosheh and Adding to the Main Page

- Using a puncturing tool, poke a hole through the 'x' on Mosheh, his left shoulder and his right shoulder. (P2a, P2b, P2c)
- Using a brad, connect Mosheh's arms to his body. (P3)
- Using a glue stick, run only on Mosheh's feet. (P4)
- Place Mosheh below the mountain on the left side of the Main Page. (P5)



P1



P2a



P2b



P2c



P3



P4



P5


Instructions for the Notebook Page cont'd:

Assembling the Tablets

- Run a glue stick on the back side of the unbroken tablets. (P6)
- Adhere each unbroken tablet to its matching cracked side. (P7)
- You should have one side show the unbroken tablets and the other side show the cracked tablets. (P8a, P8b)



P6



P7



P8a



P8b

Adding the Calf and Tablets to the Main Page

- Adhere small round double-sided adhesive foam dimensionals to the back of the calf. (P9)
- Place the calf above the altar. (P10)
- Apply gold glitter glue to the calf. (P11)
- Allow to dry.
- Run repositionable glue on the front of Mosheh's left arm. (P12)
- Run repositionable glue onto the front of the tablets. (P13)
- Place tablets showing unbroken side in Mosheh's arms. (P14)
- You can also remove the tablets from Mosheh's arms and place on the ground next to the gold calf to show Mosheh's displeasure with Aharon and the children of Yisra'el. (P15)



P9



P10



P11




P12



P13



P14



P15

Hebrew Words

- Write the following directly on the Main Page or a piece of colored cardstock:
 - 1) Egel 2) עגל 3) Calf (P16)
 - 1) Luchot 2) לחת 3) Tablets (P17)



P16



P17

You now have a visual representation of the golden calf incident where Mosheh showed his displeasure by breaking the tablets.