

Parsha Pearls

Vayak'hel

"He assembled"

Exodus 35:1 - 38:20

Katan Bet/Gadol



In This Edition:

22.1 - Wise Hearted Worker Bees

Exodus 25:1-7; 31:1-11; 35:4-35; 36:1-7; 37-39



Table of Contents

Parsha Pearls is a comprehensive resource that allows for complete customization by the parent. We understand that if you were to strive to accomplish all aspects of each lesson in one day it would be unrealistic and also overload for the child. It is our intention that this be used 'a la carte' so that it suits your specific needs. Our site caters to printing only the pieces you choose.

This page will provide quick links to get to the portion of the document for which you are looking. When you hover over the title a finger will appear. Click on it and you will be taken directly to that page.

If you are new to Parsha Pearls, we have created an [Introduction](#) document outlining how to use our lessons, as well as a [Scriptural Inspiration](#) document, which explains our titles and the Scriptural inspiration for them. We pray that Parsha Pearls blesses your home and that your children will grow to love the Word and to never depart from keeping Torah. As always, feel free to email us at parshapearls@mtoi.org if you have any questions.

Pearl Seeking (The Main Lesson)	3
➤ Treasuring His Word (Overview of the Parsha)	3
➤ Parsha Points (Main Lesson Content)	3
➤ Digging Deeper (Thought Provoking Questions)	7
➤ Vayak'hel Flashcards	8
Searching Out Hebrew (Reading & Writing)	23
➤ Words	23
➤ Numbers	23
➤ Word Match	24
➤ Flashcards	25
➤ Writing Hebrew	26
Counting What You Gained (Worksheets)	27
➤ Storing Up Treasure In My Heart (Memory Verse)	27
➤ Seeking Treasure (Questions from the Parsha)	29
➤ Word Search	32
➤ Crossword Puzzle	34
➤ Maze	36
Precious Possessions (Arts & Crafts)	37
➤ Notebook Page	37
➤ Coloring Page	44
➤ Vayak'hel Coloring Page	45
Sweetness of Torah	46
➤ Sweet Sounds of Torah (Song Corresponding to the Parsha)	46
➤ Sweet Taste of Torah (Snack Corresponding to the Parsha)	47
Next Week's Treasure Hunt (Looking Ahead to Next Week's Parsha)	48



Pearl Seeking

TREASURING HIS WORD

Let's do a quick overview of the entire Torah portion:

Monday:	Ex. 35:1-29	Sabbath instructions; Contributions for the tabernacle
Tuesday:	Ex. 35:30-36:7	Introducing Betsal'el and Oholiab
Wednesday:	Ex. 36:8-38	Crafting the items for the Dwelling Place; Making the set-apart garments; The list of all the items in the Dwelling Place
Thursday:	Ex. 37:1-29	Making the ark, the table of showbread, lampstand, altar of incense, the anointing oil and incense
Friday:	Ex. 38:1-20	Making the bronze altar, the bronze basin and the courtyard

As we are wrapping up Shemot, we will review the making of the Dwelling Place and connect it with those who Yahweh called by name to oversee its construction and to craft its pieces. We will also look at the materials that went into each furnishing, and introduce those who participated in the contributions, as well as those who were *wise-hearted* or *whose hearts moved them* to help in the making of it. Because Scripture gives us here a little, there a little, we will reference several parshas to give a complete picture. Now, let's read Ex. 25:1-7; 31:1-11; 35:4-35; 36:1-7; 37-39.

Because the parsha cycle changes and may have Vayak'hel and Pekudei combined some years, we suggest you combine our lessons those times.

PARSHA POINTS

- Mosheh spoke to all the congregation of the children of Yisra'el the words which Yahweh commanded him to tell them when he was on the mountain - 25:1; 35:4

The Contributions

- Speak to the children of Yisra'el that they take up a contribution (**terumah**) for Me - 25:2; 35:5



- Everyone whose heart moves them to contribute should bring the following items (25:2-7; 35:5-9):

- gold, silver, bronze
- blue, purple, scarlet materials
- fine linen and goats' hair
- rams' skins dyed red
- fine leather
- acacia wood
- oil for the light
- spices for the anointing oil and for the sweet incense
- shoham stones and precious stones to be set in the shoulder garment and in the breastplate



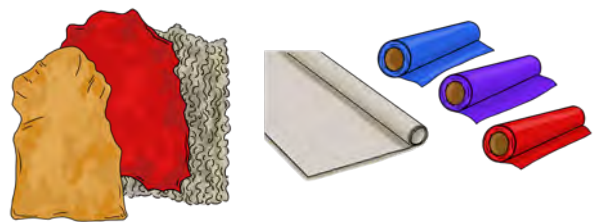
- After the congregation heard Yahweh's words, they departed from the presence of Mosheh - 35:20
- And everyone whose heart or spirit lifted or moved them, brought a contribution to Yahweh - 35:21
- Men and women, all whose hearts moved them brought the following golden items as a wave offering (35:22):

- earrings
- nose rings
- rings
- necklaces



- Every man who had the following items brought these (35:23):

- blue, purple and scarlet material
- fine linen
- goats' hair
- rams' skins dyed red
- fine leather



- Everyone who had the following items brought these (35:24):

- silver
- bronze
- acacia wood

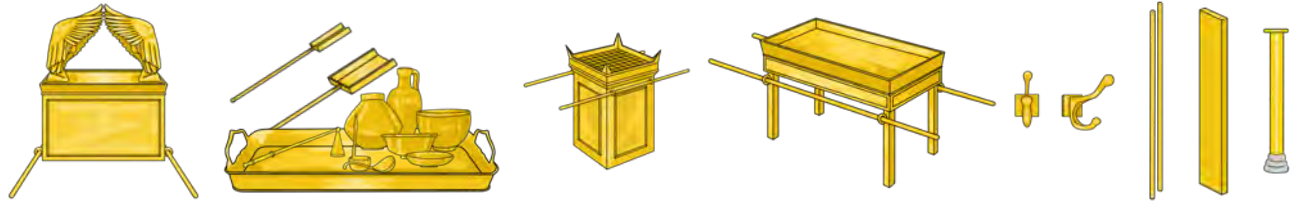


- The rulers brought (35:27-28):

- shoham stones
- stones for the shoulder garment and in the breastplate
- spices and oil for the light
- spices and oil for the anointing oil
- spices and oil for the sweet incense



- The gold contribution was 29 talents and 730 sheqels by weight - 38:24



- The silver contribution was 100 talents and 1,775 sheqels from those numbered - 38:25

- 100 talents were specifically for casting the 100 sockets of the set-apart place, and also for the bases of the columns supporting the veil - 38:27
- 1,775 sheqels were used to make hooks for the columns and the overlay for the tops and the bands - 38:28



- The bronze contribution was 70 talents and 2,400 sheqels - 38:29-31

- used to make the sockets for the door of the Tent of Meeting and the sockets for the courtyard
- used to make the bronze altar, and its grating and all the utensils for the altar
- used to make the bases for the courtyard gate
- used to make the pegs for the Dwelling Place and all the pegs for the courtyard



- The children of Yisra'el brought their voluntary offerings and all the men and women whose hearts moved them to bring all kinds of work did as Yahweh had commanded Mosheh to be done - 35:29



- Betsal'el and Oholiab received from Mosheh all the contributions which the children of Yisra'el had brought for the work of the service of making the set-apart place - 36:3

- The craftsmen who were doing the work of the set-apart place told Mosheh that they had more than enough material to do their work - 36:5

- Mosheh then sent word throughout the camp to stop bringing anymore contributions for the Set-apart Place, as they did not need any more materials to do their work - 36:6-7



The Workers

- Yahweh asked that all the wise-hearted (skilled) among the children of Yisra'el would come to help in making the following (35:10-19):
 - Dwelling Place and its tent and covering, its hooks and boards, its bars, columns and sockets
 - ark and its poles, the lid of atonement
 - veil of the covering
 - table of showbread and its poles, its utensils and the showbread
 - lampstand for the light, and its utensils and lamps and the oil for the light

- incense altar and its poles, the anointing oil, the sweet incense
 - covering for the door at the entrance of the Dwelling Place
 - altar of burnt offering with its bronze grating, its poles, all its utensils, the basin and its stand
 - screens of the courtyard, its column and their sockets
 - coverings for the gate of the courtyard
 - pegs of the Dwelling Place, the courtyard and their cords
 - woven garments worn for service in the set-apart place
 - set-apart garments for Aharon the priest
 - garments of his sons to serve as priests
- All the *wise-hearted (skilled)* women and all the women *whose hearts lifted them up in wisdom* did the following (35:25-26):
 - spun yarn with their own hands
 - spun goats' hair
 - brought the blue, purple and scarlet material
 - brought the fine linen



Betsal'el and Oholiab

- Yahweh called 2 specific men by name (31:2, 6; 35:30, 34; 36:1-2; 38:22-23):
 - Betsal'el, son of Uri, son of Hur, of the tribe of Yehudah (meaning, 'in the shadow of')
 - Oholiab, son of Ahisamak, of the tribe of Dan (meaning, 'father's tent')
- Yahweh filled them with the Spirit of Elohim (31:3; 35:31, 34; 36:1-2):
 - in wisdom (**chokmah**)
 - in understanding (**tevunah**)
 - in knowledge (**da'at**)
 - in all work
 - to teach
 - to know how to do all the work for the service of the set-apart place



- Betsal'el's skills (31:4-5; 35:32-33):
 - chief artisan - worked in all workmanship of design
 - metal worker - made designs in gold, silver and bronze materials
 - jeweler - cut stones for settings
 - woodworker - carved wood



- Oholiab's skills (35:35; 38:23):
 - engraver
 - designer
 - embroiderer (of the blue, purple and scarlet materials and fine linen)
 - weaver
 - maker of designs



- Betsal'el and Oholiab made the following (37:1-29; 38:1-20; 39:1-31):
 - ark, its rings and poles, the lid of atonement and the kerubim
 - table for the showbread, its rings and poles, and all its utensils which were on the table - its dishes, cups, bowls, and jars
 - lampstand, its snuffers, and its trays
 - incense altar, its rings and poles
 - set-apart anointing oil
 - clean incense of sweet spices according to the work of the perfumer
 - altar of burnt offerings and all its utensils, its horns, rings and poles
 - bronze basin and its stand
 - courtyard and screens
 - woven set-apart garments for Aharon, as Yahweh had commanded Mosheh
- All the work of the Dwelling Place was completed, and they brought the following to Mosheh (39:33-41):
 - tent and all its furnishings: its hooks, its boards, its bars, and its columns, and its sockets
 - covering of rams' skins dyed red, of fine leather, and the veil of the covering
 - ark of the Witness with its poles, and the lid of atonement
 - table of showbread, all its utensils, and the showbread
 - clean lampstand with its lamps, the lamps to be put in order, all its utensils, and the oil for the light
 - bronze altar and its bronze grating, its poles, and all its utensils
 - basin with its stand
 - screens of the courtyard, its columns and its sockets, the covering for the courtyard gate, its cords, its pegs, and all the utensils for the service of the Dwelling Place
 - woven garments, to do service in the set-apart place; the set-apart garments for Aharon the priest, and his sons' garments to serve as priests
- The children of Yisra'el did according to all that Yahweh had commanded Mosheh - 39:32, 42
- Mosheh looked over all the work which was done, and saw that it was done according to the pattern that Yahweh had commanded - 39:43
- Mosheh then blessed the children of Yisra'el - 39:43



DIGGING DEEPER

Parents/Teachers may choose to use these prompts for further discussion of the Torah portion.

- Talk about the importance of a generous or giving heart and find Scriptures that show the result of those who were generous and those who were not.
- Research and discuss the meaning of Betsal'el and Oholiab's names.
- The Proverbs has a lot to say about wisdom, understanding, and knowledge. Find verses in Psalms and Proverbs that have these words. How do we get these qualities?



VAYAK'HEL FLASHCARDS

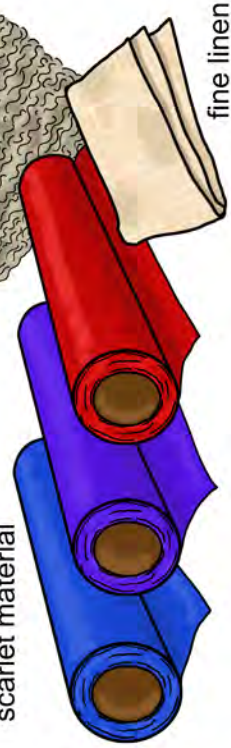
Shemot 35:1-3



Work is done for six days, but on the seventh day it shall be set-apart to you, a Sabbath of rest to Yahweh. Anyone doing work on it is put to death.

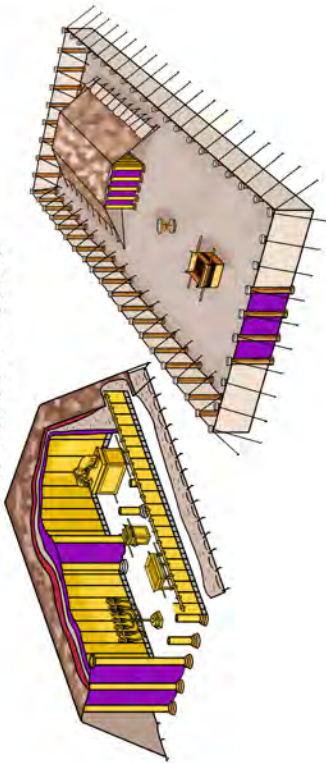
Shemot 35:6

blue, purple, and scarlet material



Parashat Vayak'hel

Shemot 35:1 - 38:20



Shemot 35:4-5



Take from among you a contribution to Yahweh. Everyone whose heart so moves him, let him bring it.

Shemot 35:7



acacia wood

rams' skins dyed red

fine leather

Shemot 35:8



oil for the light

spices for the anointing oil and for the sweet incense

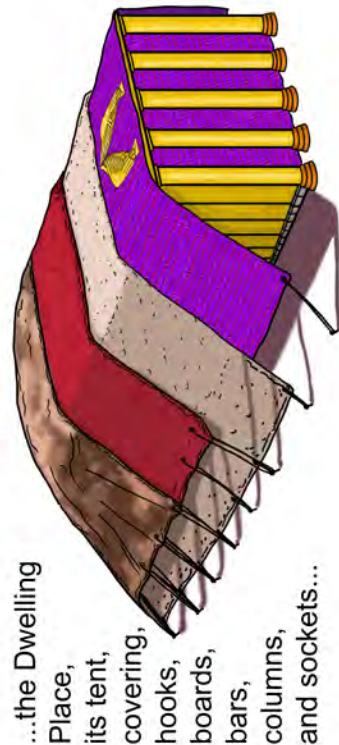
Ex 30:22-38

Shemot 35:9



shoham stones, and stones to be set in the shoulder garment and in the breastplate


Shemot 35:10-11



...the Dwelling Place, its tent, covering, hooks, boards, bars, columns, and sockets...

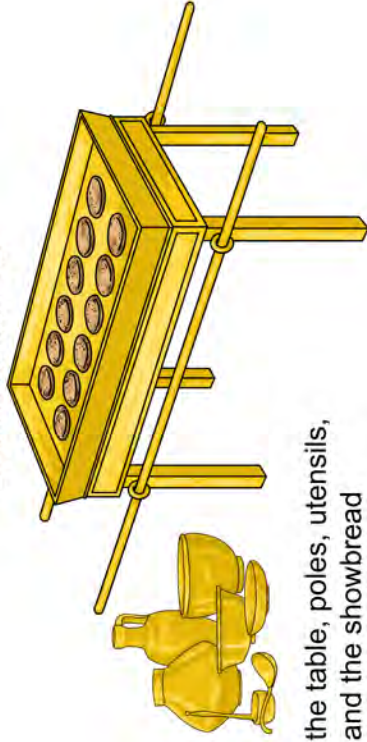


Shemot 35:12



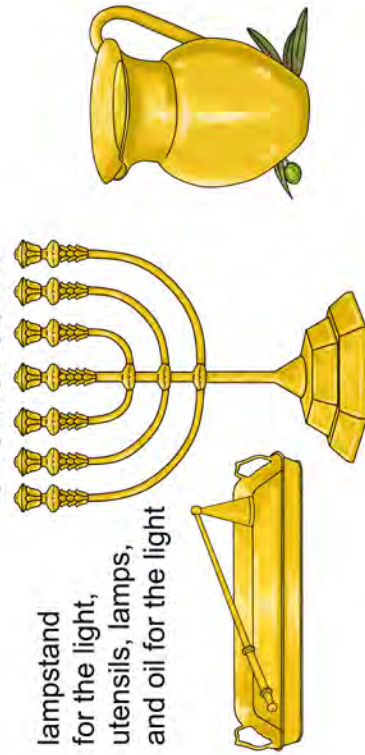
the ark and its poles, the lid of atonement
and the veil of the covering

Shemot 35:13



the table, poles, utensils,
and the showbread

Shemot 35:14



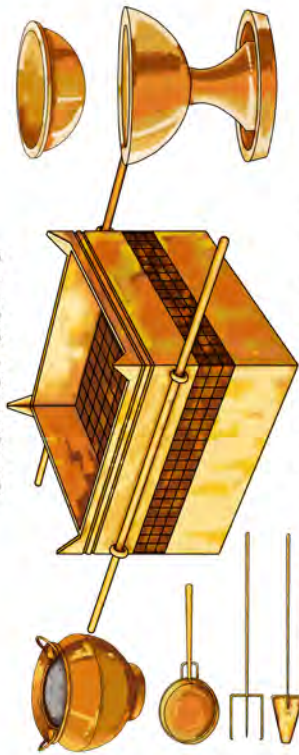
lampstand
for the light,
utensils, lamps,
and oil for the light

Shemot 35:15



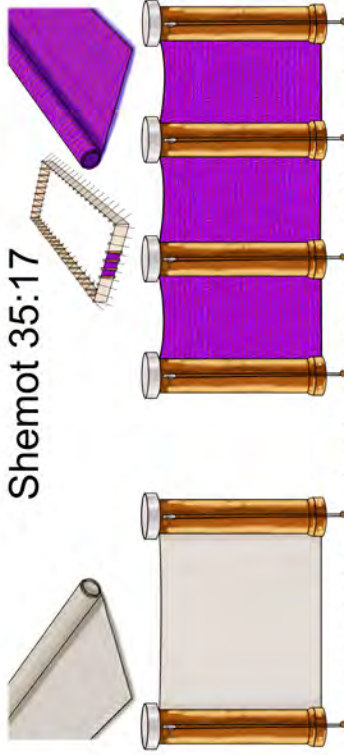
incense altar and poles, anointing oil, sweet
incense, and covering for the door at the entrance

Shemot 35:16



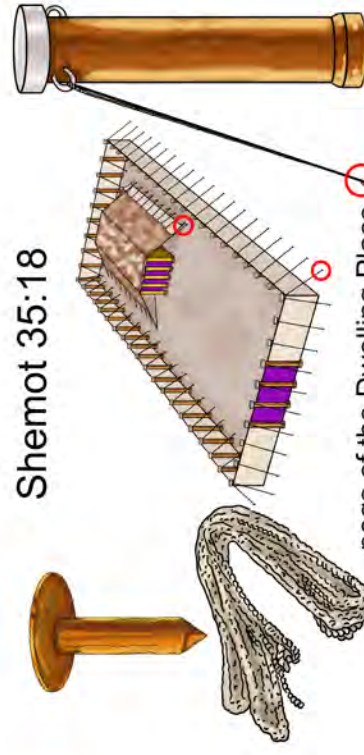
altar of burnt offering with its bronze grating, poles, utensils, basin, and stand

Shemot 35:17



screens of the courtyard, its columns and their sockets, and the covering for the gate of the courtyard

Shemot 35:18



pegs of the courtyard and their cords

Shemot 35:19




the set-apart garments for Aharon the priest and his sons to serve as priests

Shemot 35:20-29



The children of Yisra'el brought a voluntary offering to Yahweh.

Shemot 35:30-35



Betsal'el

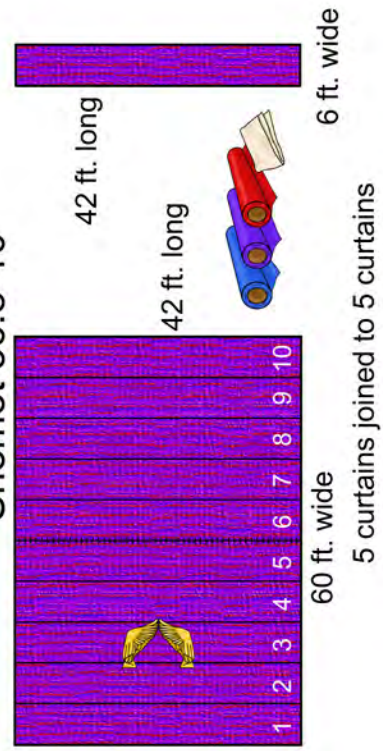
Oholiab

Shemot 36:1-7

The people bring much more than enough for the service of the work which Yahweh commanded us to do.



Shemot 36:8-10



Shemot 36:14-16

45 ft. long

45 ft. long

6 ft. wide

66 ft. wide
5 curtains joined to 6 curtains

Shemot 36:19

3rd covering
rams' skins dyed red

4th covering
fine leather

Shemot 36:11-13

Curtain joined by

- 100 loops of blue
- 50 hooks of gold

Shemot 36:17-18

Curtain joined by

- 100 loops
- 50 hooks of bronze

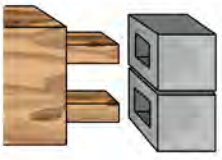


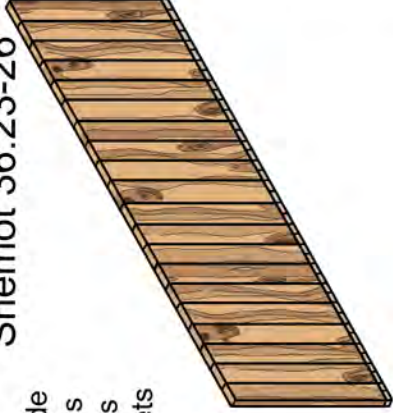
Shemot 36:23-26

Total per side

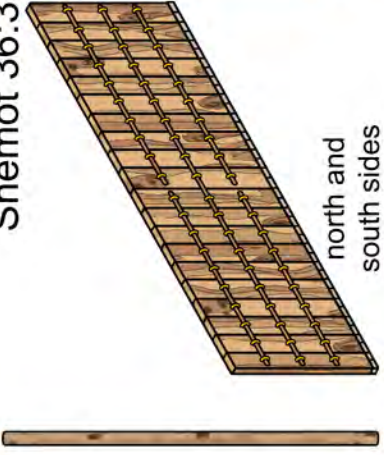
- 20 boards
- 40 tenons
- 40 sockets of silver

north and south sides





Shemot 36:31-33




north and south sides

west side


Shemot 36:20-22

acacia boards

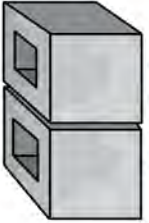


2¼ ft. wide
15 ft. long

Each board had
2 tenons for binding
one to another




Shemot 36:27-30


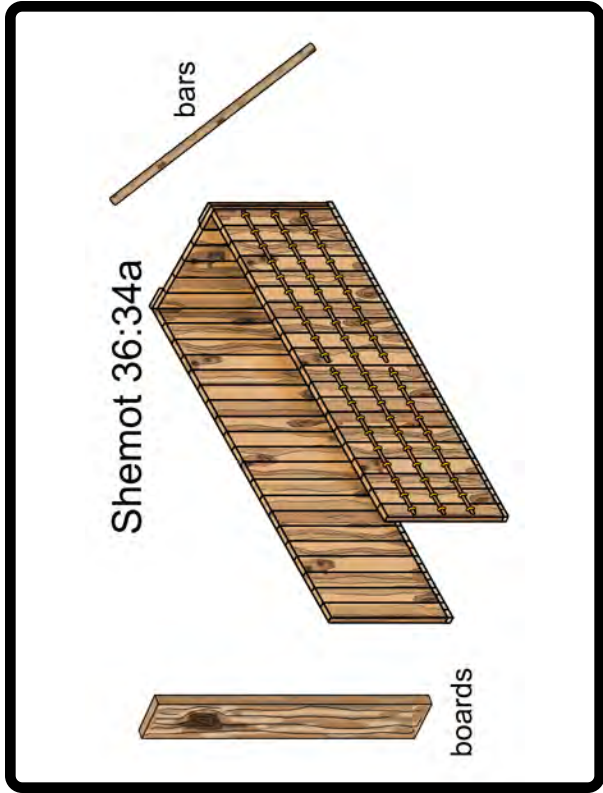
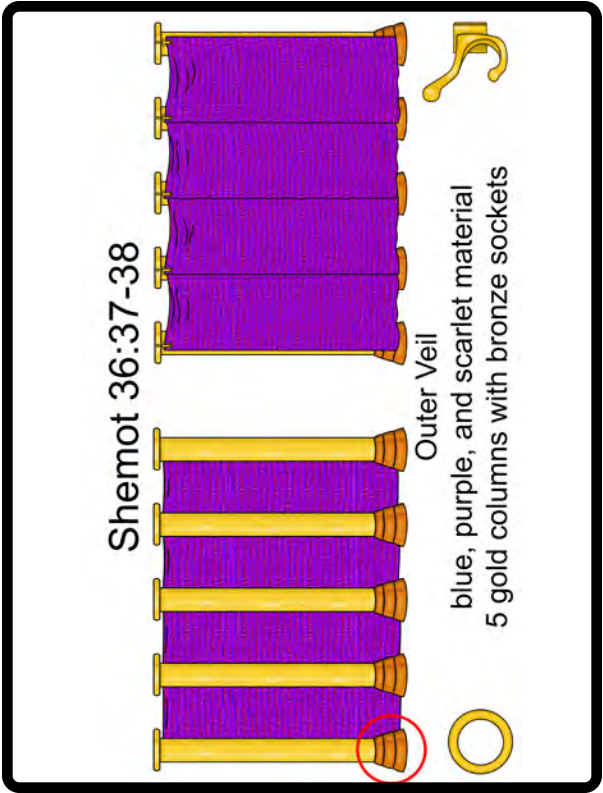
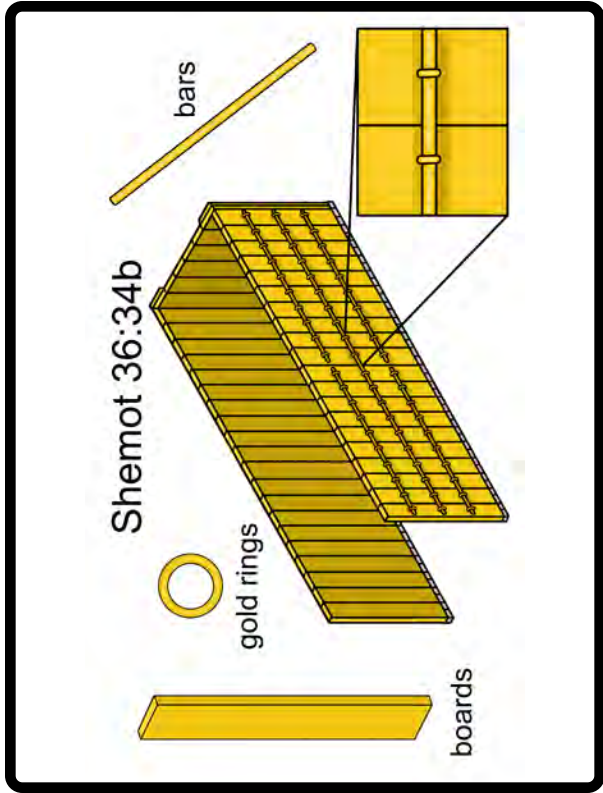


16 sockets


west side







Shemot 37:1



3 ³/₄ ft. long
2 ¹/₄ ft. wide
2 ¹/₄ ft. high

ark of acacia wood

Shemot 37:2-3



4 rings of
clean gold

ark of acacia wood overlaid with clean gold

Shemot 37:4-5



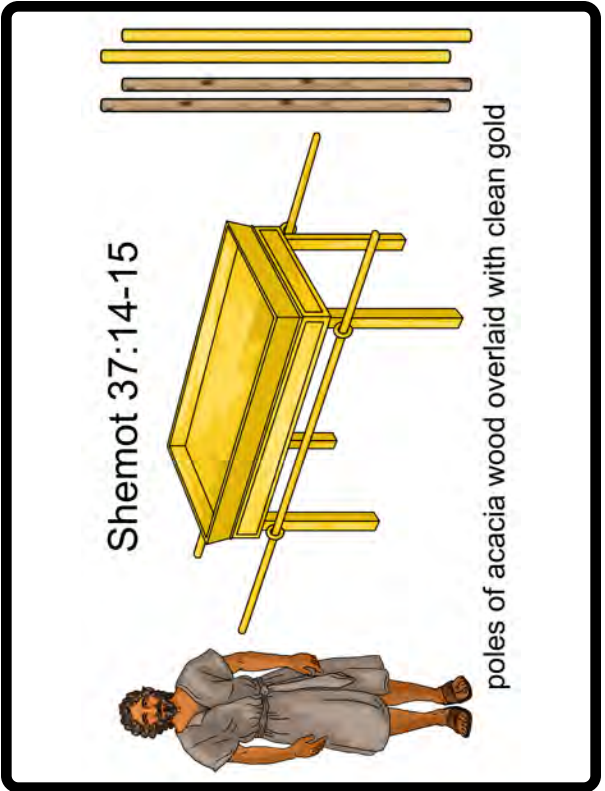
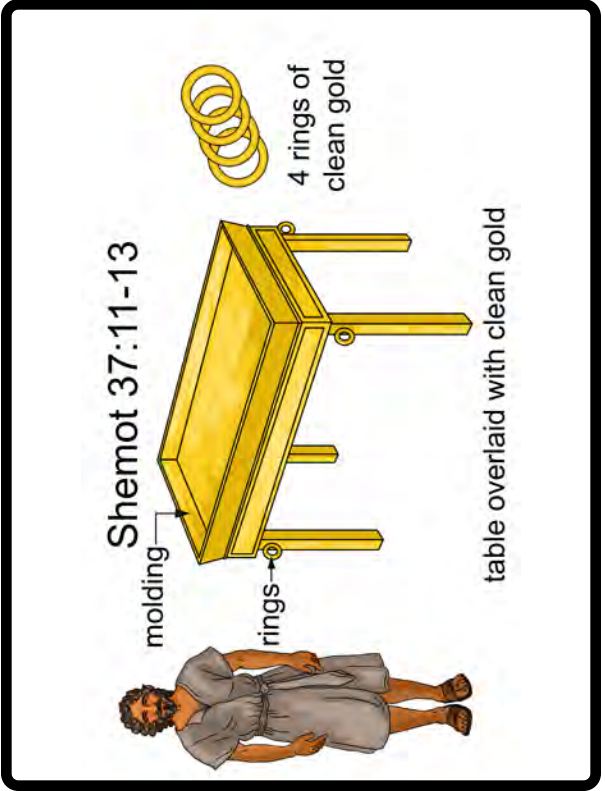
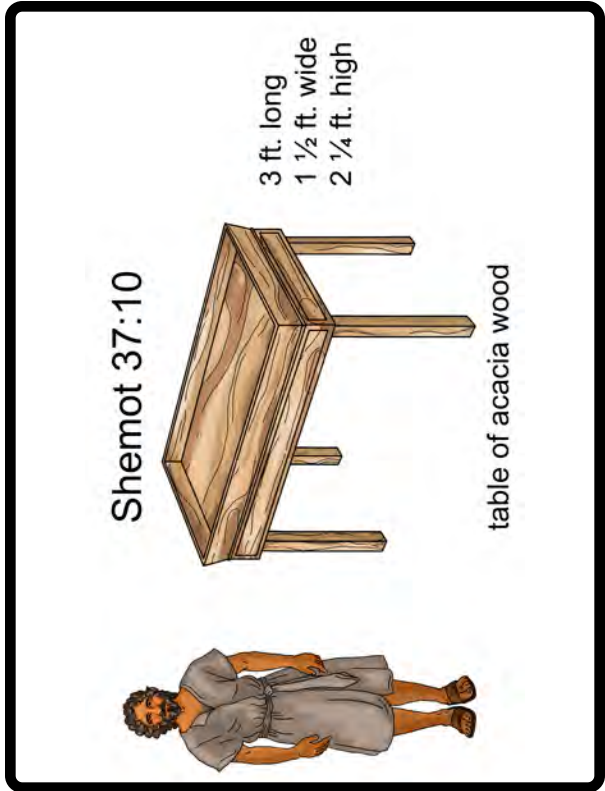

poles of acacia wood overlaid with clean gold

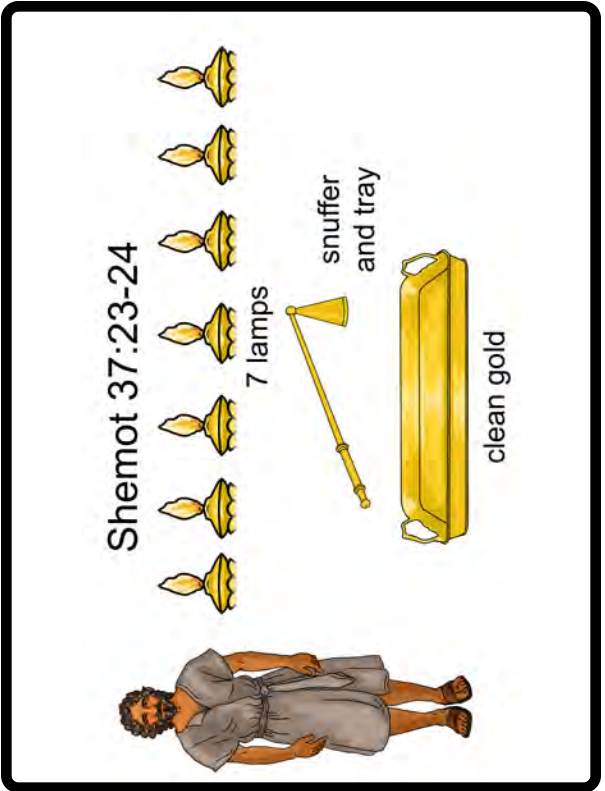
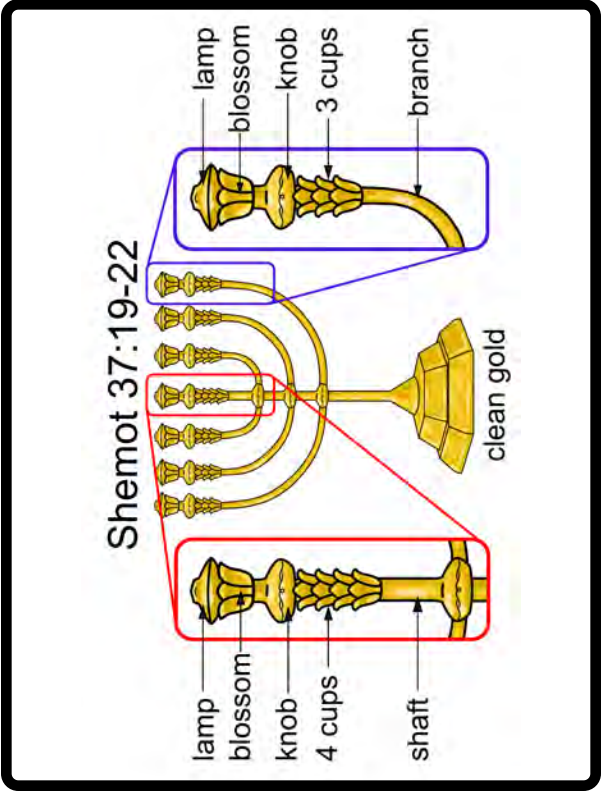
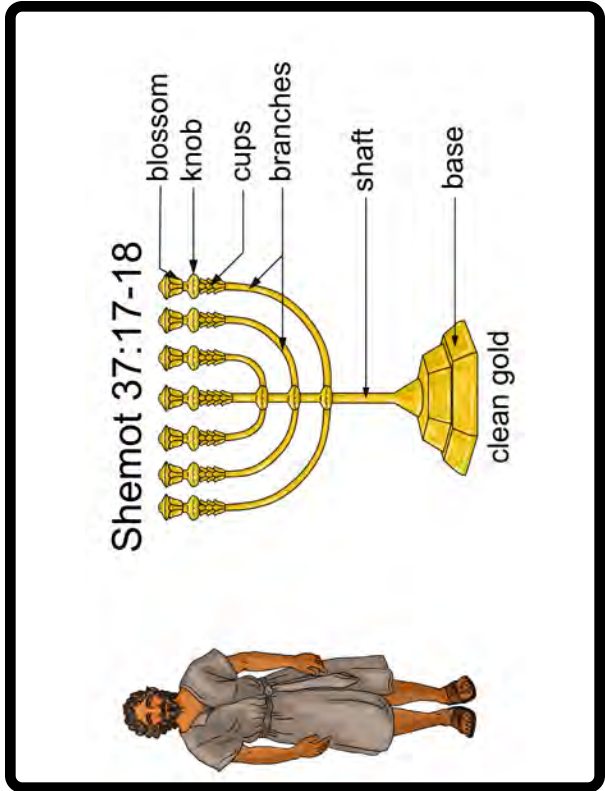
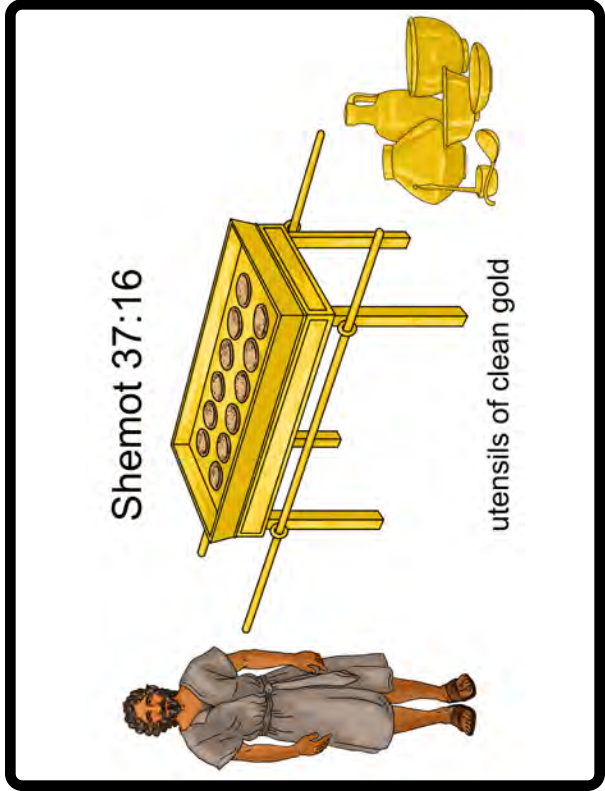
Shemot 37:6-8




3 ³/₄ ft. long
2 ¹/₄ ft. wide

lid of atonement and two kerubim of clean gold






Shemot 37:25





1½ ft. long
1½ ft. wide
3 ft. high

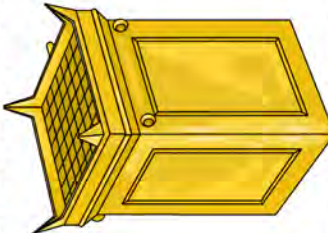


altar of incense of acacia wood

Shemot 37:26


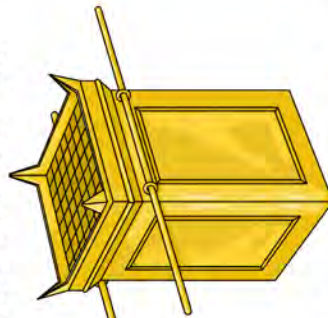




4 rings of clean gold





altar of incense overlaid with clean gold

Shemot 37:27-28






poles of acacia wood overlaid with clean gold

Shemot 37:29

sweet incense

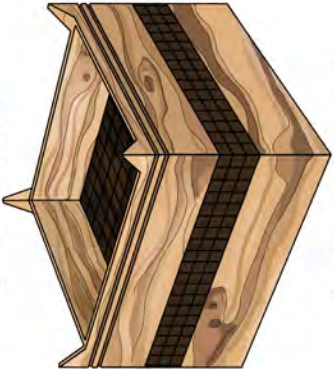


set-apart anointing oil




Shemot 38:1

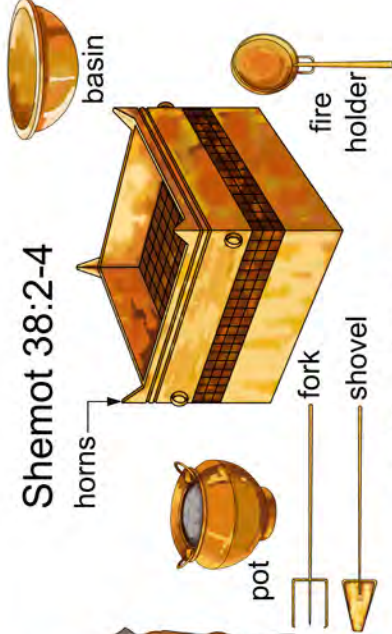
7 ½ ft. long
7 ½ ft. wide
4 ½ ft. high



altar of acacia wood



Shemot 38:2-4



horns

pot


fork

shovel

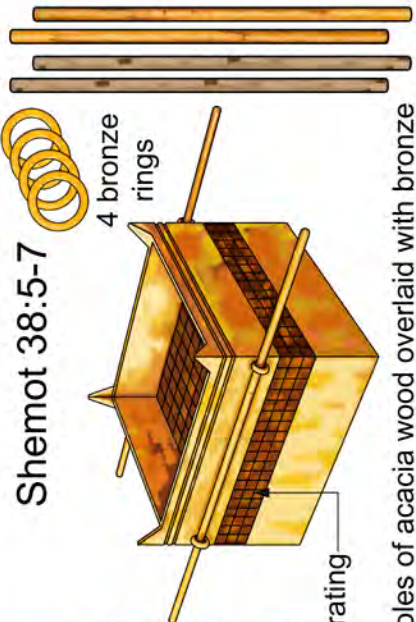
basin

fire holder

utensils of bronze




Shemot 38:5-7



4 bronze rings

grating

poles of acacia wood overlaid with bronze



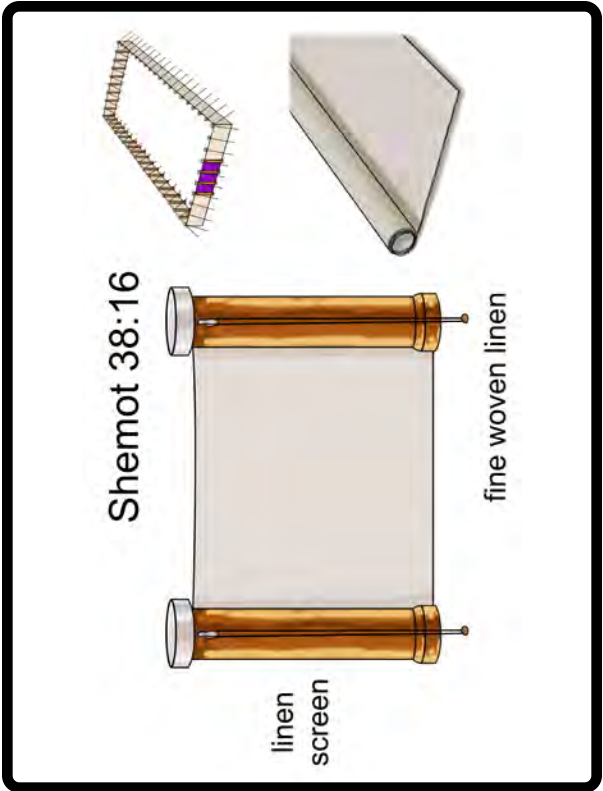
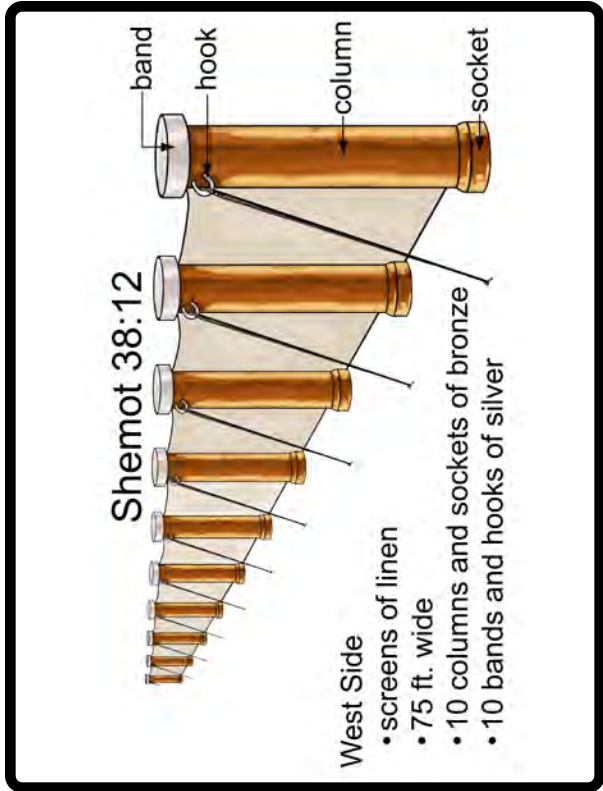


Shemot 38:8

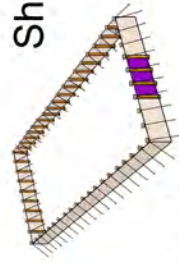
And he made the basin of bronze and its stand of bronze, from the bronze mirrors of the serving women who did service at the door of the Tent of Meeting.





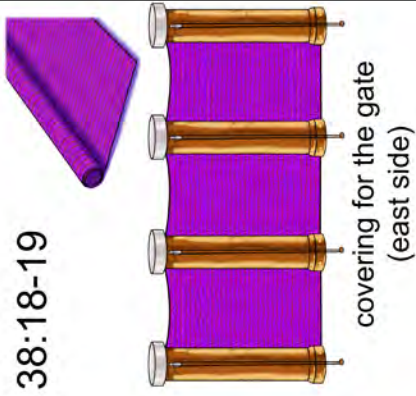


Shemot 38:18-19

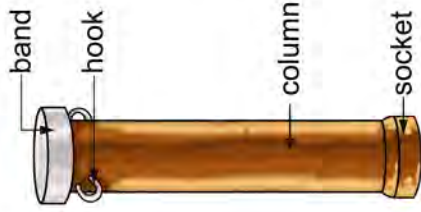


East Gate

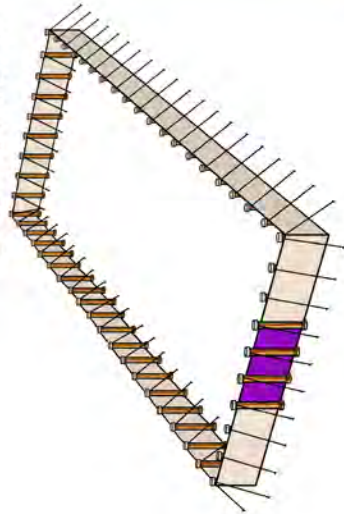
- 30 ft. wide
- 7½ ft. high
- 4 columns and sockets of bronze
- 4 bands and hooks of silver



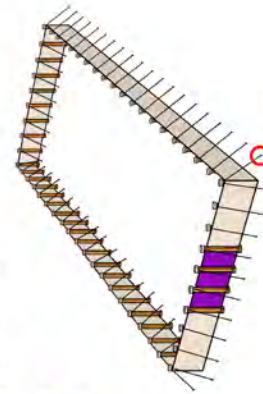
covering for the gate
(east side)




Shemot 38:17



Shemot 38:20



pegs of bronze



Searching Out Hebrew

Parents/Teachers can print out the '[Hebrew Pronunciation Guide](#)' to help with the pronunciation of Hebrew names and words. They can be cut out and used in conjunction with the Flashcards.

WORDS

Parents/Teachers see the following page for 3 x 5 card cut outs of the words from this week's parsha. If printed on cardstock, they can be kept in a box to reinforce learning.

Terumah (**תרומה**) - contribution

Chokmah (**חכמה**) - wisdom

Tevunah (**תבונה**) - understanding

Da'at (**דעת**) - knowledge

NUMBERS

Parents/Teachers can print out these numbers to have as additional resources. These can be found under the 'Resources' tab on the YMTOI website.

1 - achat

2 - shtayim

3 - shalosh

4 - arba

6 - shesh

7 - sheva

12 - shtem esre

WORD MATCH

Match this week's Hebrew words to their correct definition.

Chokmah

Contribution

Da'at

Knowledge

Terumah

Understanding

Tevunah

Wisdom



FLASHCARDS

חכמה

Chokmah

Chok-mah

wisdom

דעת

Da'at

Da-at

knowledge

תרומה

Terumah

Te-ru-mah

contribution

תבונה

Tevunah

Te-vu-nah

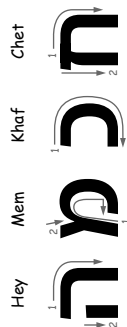
understanding



WRITING HEBREW

Chokmah (wisdom)

חכמה



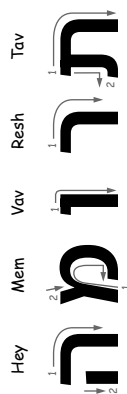
Da'at (knowledge)

דעת



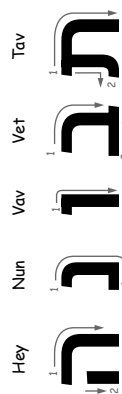
Terumah (contribution)

תרומה



Tevunah (understanding)

תבונה

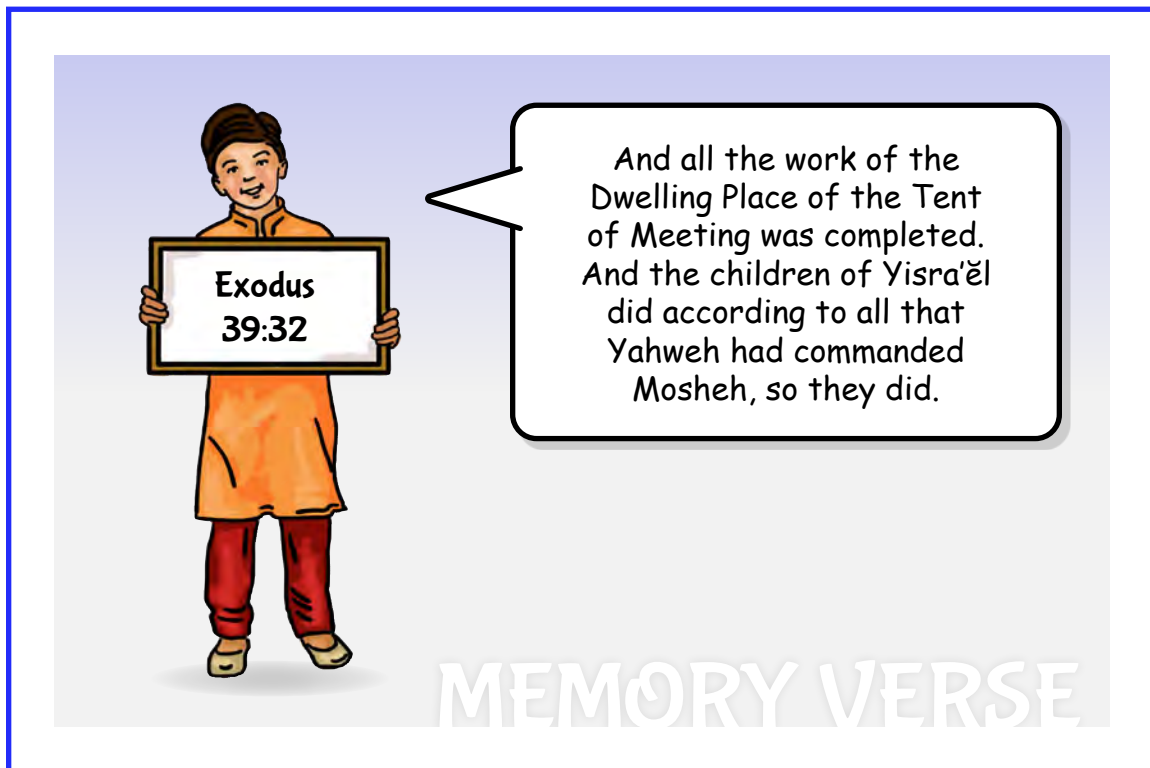


Counting What You Gained

This next section is intended to be reinforcement of the lessons learned during this parsha. Choose the activities that best fit your child.

STORING UP TREASURE IN MY HEART

The Katan Bet and Gadol memory verse is Exodus 39:32. You can review the verse with them by reciting it out loud, acting it out, putting it to music...whatever works for you.



Exodus
39:32

And all the work of the Dwelling Place of the Tent of Meeting was completed. And the children of Yisra'el did according to all that Yahweh had commanded Mosheh, so they did.

MEMORY VERSE

SEEKING TREASURE



1.

How were the people who were to come and make what Yahweh had commanded described?

Circle the correct choice.

sweet-hearts lion-heart wise-hearted

(35:10)



2.

What were the names of the 2 men Yahweh had called upon to oversee and do the work of the Dwelling Place?

_____ and _____


(35:30, 34)



3.

Yahweh filled Betsal'el with 3 special gifts of ability from Him. What are they?

(35:31)



4.

The children of Yisra'el were stingy in their contributions.

T / F


(36:5)

5.

Follow Ex. 35:5-9 and fill in the blanks with the items brought for the Dwelling Place.

_____, and _____, and _____, _____, and _____, and _____ material, and fine _____, and _____, _____ dyed red, and fine _____, and _____ wood, _____ for the light, and _____ for the anointing oil and for the sweet incense _____ stones, and _____ to be set in the shoulder garment and in the breastplate






6.

Follow Ex. 35:10-19 and fill in the blanks with the items made for the Dwelling Place

its _____ and its _____, its _____ and its _____, its _____, its _____, and its _____, the _____ and its _____, the _____ of atonement and the _____ of the covering, the _____ and its _____, and all its _____, and the _____, and the _____ for the light, and its _____, and its _____, and the _____ for the light, and the _____, and its _____, and the _____ oil, and the sweet _____, and the _____ for the door at the entrance of the Dwelling Place, the _____ of burnt offering with its bronze _____, its _____, and all its _____, the _____ and its _____, the _____ of the courtyard, its _____, and their _____, and the _____ for the gate of the courtyard, the _____ of the Dwelling Place, and the _____ of the courtyard, and their _____, the _____ to do service in the set-apart place, the set-apart _____ for Aharon the priest and the _____ of his sons to serve as priests.' "



7.



What were the gold items received called?

_____ offering

(35:22)

8.



Who did the following?

(a) men and women (b) men (c) women

brought blue and purple and scarlet material, fine linen, goats' hair, rams' skins dyed red, and fine leather _____

9.



Write down the correct amounts of

each of the metals that were used

in making the Dwelling Place.

gold: _____ talents and _____ sheqels

silver: _____ talents and _____ sheqels

bronze: _____ talents and _____ sheqels

(38: 24, 27, 29)

brought silver or bronze _____

brought acacia wood _____

spun yarn with their hands, and brought what they had spun _____

brought shoham stones, and the stones to be set in the shoulder garment and in the breastplate _____

10.



The children of Yisra'el did according to all that Yahweh had commanded them.

T / F

(39:32, 42-43)

brought the spices and the oil for the light, and for the anointing oil, and for the sweet incense _____


brought a voluntary offering to Yahweh _____

(35:22-28)



WORD SEARCH

Search for the hidden words from this week's parsha.




WISE-HEARTED
 WAVE OFFERING
 VOLUNTARY OFFERING
 WITHHELD
 SPIRIT OF ELOHIM
 BETSAL'EL
 OHOLIAB

WISDOM
 UNDERSTANDING
 KNOWLEDGE
 WORKMANSHIP
 SKILLED WORKMAN
 CUTTING
 CARVING

DESIGN
 CRAFTSMEN
 ENGRAVER
 DESIGNER
 EMBROIDERER
 WEAVER
 COMMANDED



Answer Key



WISE-HEARTED
 WAVE OFFERING
 VOLUNTARY OFFERING
 WITHHELD
 SPIRIT OF ELOHIM
 BETSAL'EL
 OHOLIAB


WISDOM
 UNDERSTANDING
 KNOWLEDGE
 WORKMANSHIP
 SKILLED WORKMAN
 CUTTING
 CARVING

DESIGN
 CRAFTSMEN
 ENGRAVER
 DESIGNER
 EMBROIDERER
 WEAVER
 COMMANDED



CROSSWORD PUZZLE

Complete the crossword using words from this week's parsha.



Across


3. The people were _____ from bringing anymore contributions.
4. The name of the man Yahweh called by name from the tribe of Yehudah.
6. Yahweh wanted Mosheh to take up a _____.
7. Yahweh filled Betsal'el with the spirit of Elohim, in wisdom, in understanding, and in _____.
9. Everyone whose _____ were lifted up brought contributions.

Down

1. Yahweh filled Betsal'el with the spirit of Elohim, in wisdom, in _____, and in knowledge.
2. Oholiab and Betsal'el were given the gift to _____ others.
3. Yahweh filled Betsal'el with the Spirit of Elohim in _____, in understanding, and in knowledge.
5. The man Yahweh called by name from the tribe of Dan.
8. According to all that Yahweh had commanded Mosheh, the children of Yisra'el did all the _____.



Answer Key



Across

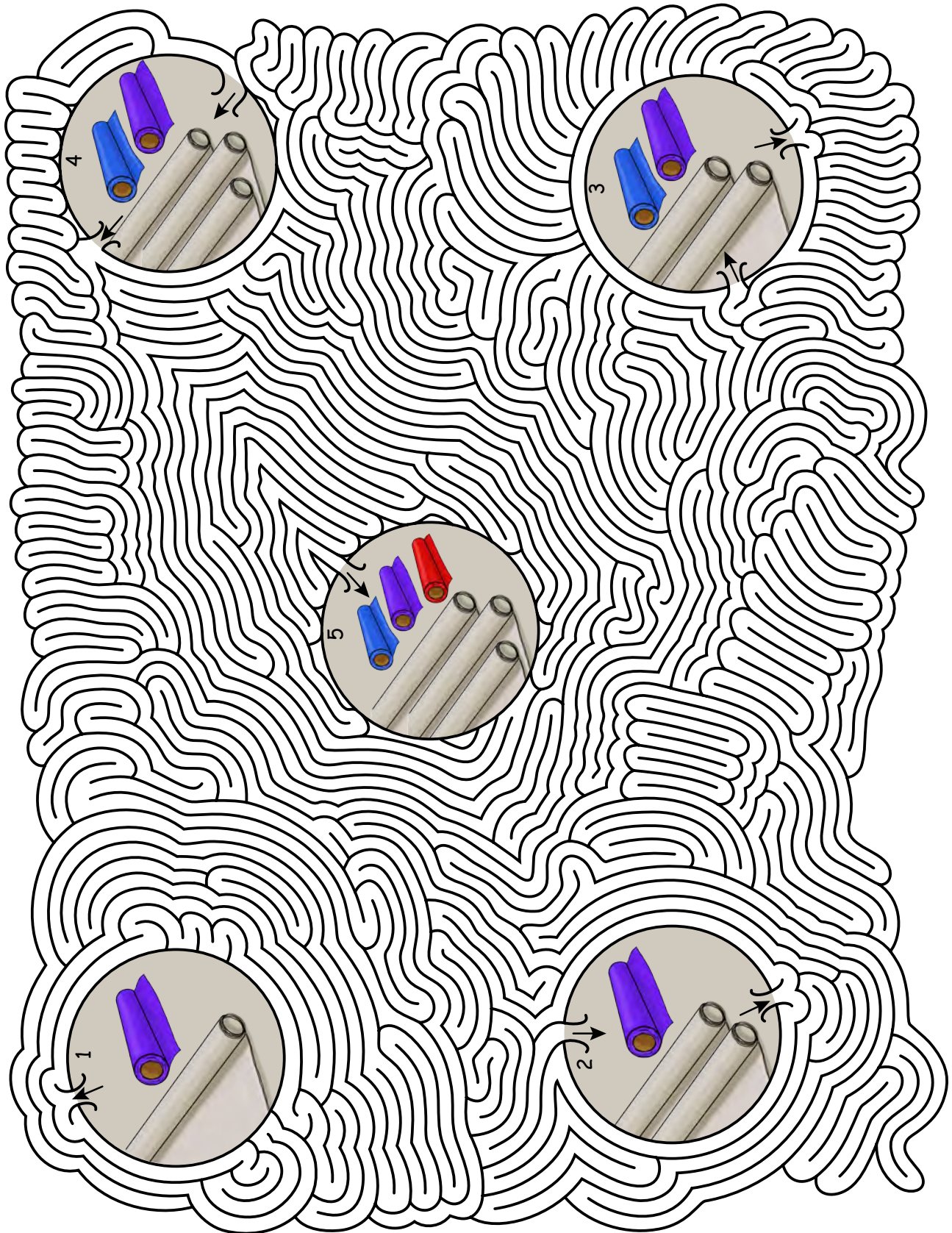
3. The people were **withheld** from bringing anymore contributions.
4. The name of the man Yahweh called by name from the tribe of Yehudah. **Betsal'el**
6. Yahweh wanted Mosheh to take up a **contribution**.
7. Yahweh filled Betsal'el with the spirit of Elohim, in wisdom, in understanding, and in **knowledge**.
9. Everyone whose **hearts** were lifted up brought contributions.

Down

1. Yahweh filled Betsal'el with the spirit of Elohim, in wisdom, in **understanding**, and in knowledge.
2. Oholiab and Betsal'el were given the gift to **teach** others.
3. Yahweh filled Betsal'el with the Spirit of Elohim in **wisdom**, in understanding, and in knowledge.
5. The man Yahweh called by name from the tribe of Dan. **Oholiab**
8. According to all that Yahweh had commanded Mosheh, the children of Yisra'el did all the **work**.



MAZE



Precious Possessions

NOTEBOOK PAGE

Materials:

- Cardstock - white
- Cotton fabric - white (like a handkerchief)
- Yarn - blue
- Glitter glue - gold
- Double-sided adhesive foam dimensionals
- Double-sided adhesive tape
- Ruler
- Puncturing tool
- Brads
- Glue
- Scissors
- Markers - red, blue, purple (fabric markers can be used)
- Coloring pencils, crayons or markers
- Notebook Templates: Main Page & A (BW) or Main Page & B (color)

Parent/Teacher Preparation:

- Print Notebook Templates of choice on white cardstock.

Betsal'el and Oholiab

Exodus 35:30-35; 36:1-2



Instructions for the Notebook Page:

- If using BW Templates, color using medium of choice.
- Cut out all Notebook Template pieces. (P1)
- Using gold glitter glue, embellish the lampstand. (P2a, P2b)
- Set aside to dry.



P1



P2a



P2b

Assembling Betsalel and Oholiab


- Using a puncturing tool, poke a hole through the 'x' on both of Betsalel's shoulders. (P3a, P3b)
- Using a puncturing tool, poke a hole through the 'x' on both of Oholiab's shoulders. (P4a, P4b)



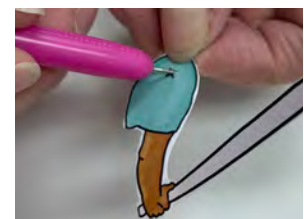
P3a



P3b



P4a



P4b

Instructions for the Notebook Page cont'd:

- Insert a brad through Betsalel and Oholiab's shoulders to connect the arm pieces. (P5a, P5b)
- Adhere double-sided adhesive foam dimensionals to the back of both men. (P6)
- Set aside.



P5a




P5b

Loom Assembly


- Take your cotton fabric and cut it $\frac{3}{4}$ " x $1 \frac{1}{2}$ " so it fits across the top of the loom on the Main Page. (P7)
- Using a ruler to make straight lines, color the fabric with red, blue and purple permanent markers. (P8)
- Run double-sided tape across the back of the fabric and adhere to the top of the loom. (P9a, P9b)
- Cut 2 pieces of blue yarn about 6" long. (P10)
- Make a knot at the top and start twisting the 2 strands. Make a knot where the twist ends on the Main Page. You will have some strands untwisted. (P11a, P11b)
- Run a strip of glue on the Main Page where the blue yarn is. Lay your twisted blue yarn over it. (P12a, P12b)




P6




P7a



P7b



P7c



P8a



P8b



P9a



P9b




P11a




P10



P11b



P12a



P12b

Instructions for the Notebook Page cont'd:

Attaching Betsalel and Oholiab

- Place Oholiab in front of the loom so that his right hand can move up and down to weave and his left hand is over the yarn. (P13)
- Place Betsalel on the left side of the lampstand so that his left hand his left hand is positioned on the lampstand. (P14)
- Both men should be able to move their arms with the brads up and down. (P15)



P13



P14



P15

Hebrew Words

- Write the following directly on the Main Page or on a piece of colored cardstock:
 - 1) Chokmah 2) חכמה 3) Wisdom (P16)
 - 1) Tevunah 2) תבונה 3) Understanding (P17)
 - 1) Da'at 2) דעת 3) Knowledge (P18)



P16





P17


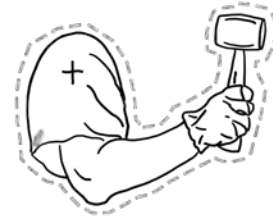
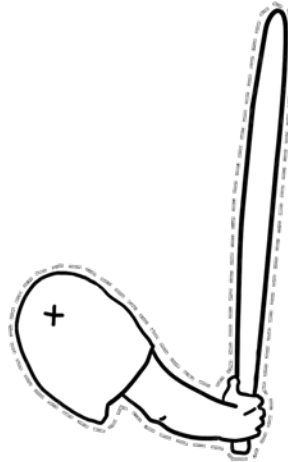


P18

You now have a visual representation of Betsalel and Oholiab who were given the wisdom, understanding and knowledge to do the work for the Tabernacle.

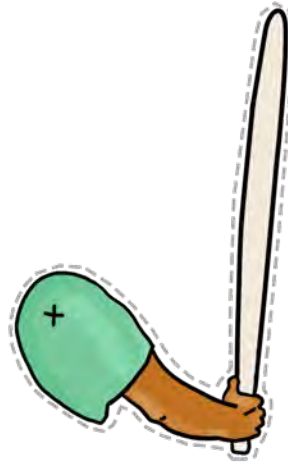



Notebook Template A (BW)





Notebook Template B (color)





W A R K S

"He assembled"

Exodus 35:1 - 38:20

W A R K S

Sweetness of Torah

SWEET SOUNDS OF TORAH

(Sing Praises to His Name)

Here is the link for this song:

https://www.podomatic.com/podcasts/steveberkson/episodes/2024-02-29T22_00_00-08_00

If Your Heart Is Lifted Up

If your heart is lifted up
If your heart is lifted up
Bring an offering for the Dwelling Place
(Repeat)

All the wise-hearted, men and women gave
Until Mosheh said, "We have more than enough"

If your heart is lifted up
If your heart is lifted up
Bring an offering for the Dwelling Place
(Repeat)



SWEET TASTE OF TORAH

This snack relates to this week's parsha. Please take these as suggestions and make necessary changes based on your individual dietary needs.

Contributions

Exodus 25:3-4; 35:5-6



Ingredients:

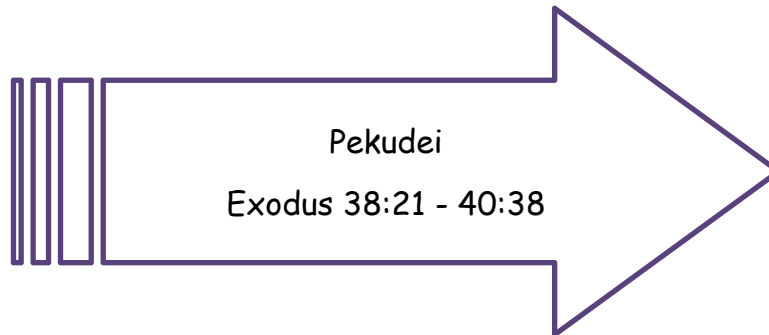
- Pretzel rods (represents acacia wood)
- Gold coins (represents gold)
- Gold wrapped chocolate nuggets (represents gold)
- Fruit Strips (represents coverings)
- *Fruit Gushers* (represents gems)
- *Fruit by the Foot* (represents blue, purple and red covering)
- Jelly beans (represents gems)

Instructions:

Choose ingredients of choice to represent the colors and materials of the Tabernacle and the plentiful contributions that the children of Yisra'el brought to help make the Dwelling Place.

Next Week's Treasure Hunt

Next Week's Torah Portion



Suggested Reading Schedule

Monday:	Ex. 38:21-31	Listing of metals and amounts used in construction of the Dwelling Place
Tuesday:	Ex. 39:1-31	Making the set-apart garments
Wednesday:	Ex. 39:32-43	Setting up the Dwelling Place
Thursday:	Ex. 40:1-15	Raising up the Dwelling Place
Friday:	Ex. 40:16-38	Mosheh does all that Yahweh told him to do; The esteem of Yahweh upon the Dwelling Place; cloud and fire