

Parsha Pearls

Tzav

"Command"

Leviticus 6:8 - 8:36

Katan Bet/Gadol



In This Edition:

25.1 - 3 Voluntary Offerings — Instructions to the PRIESTS
Leviticus 1-3; 6:8-18; 7:8-38; 8:36; 10:12-13;
19:5-8; 22:29-30 & Numbers 18:9-11, 18-19.



Table of Contents

Parsha Pearls is a comprehensive resource that allows for complete customization by the parent. We understand that if you were to strive to accomplish all aspects of each lesson in one day it would be unrealistic and also overload for the child. It is our intention that this be used 'a la carte' so that it suits your specific needs. Our site caters to printing only the pieces you choose.

This page will provide quick links to get to the portion of the document for which you are looking. When you hover over the title a finger will appear. Click on it and you will be taken directly to that page.

If you are new to Parsha Pearls, we have created an [Introduction](#) document outlining how to use our lessons, as well as a [Scriptural Inspiration](#) document, which explains our titles and the Scriptural inspiration for them. We pray that Parsha Pearls blesses your home and that your children will grow to love the Word and to never depart from keeping Torah. As always, feel free to email us at parshapearls@mtoi.org if you have any questions.

Pearl Seeking (The Main Lesson)	3
➤ Treasuring His Word (Overview of the Parsha)	3
➤ Parsha Points (Main Lesson Content)	4
➤ Digging Deeper (Thought Provoking Questions)	7
➤ Resource	8
» Torah of the Offerings	8
Searching Out Hebrew (Reading & Writing)	9
➤ Words	9
➤ Numbers	9
➤ Word Match	10
➤ Flashcards	11
➤ Writing Hebrew	12
Counting What You Gained (Worksheets)	13
➤ Storing Up Treasure In My Heart (Memory Verse)	13
➤ Seeking Treasure (Questions from the Parsha)	15
➤ Word Search	17
➤ Crossword Puzzle	19
➤ Maze	21
Precious Possessions (Arts & Crafts)	22
➤ Notebook Page	22
➤ Coloring Page	33
Sweetness of Torah	34
➤ Sweet Sounds of Torah (Song Corresponding to the Parsha)	34
➤ Sweet Taste of Torah (Snack Corresponding to the Parsha)	35
Next Week's Treasure Hunt (Looking Ahead to Next Week's Parsha)	36



Pearl Seeking

TREASURING HIS WORD

Let's do a quick overview of the entire Torah portion:

Monday:	Chapter 6:8-30	Torah of the Burnt Offering, Torah of the Grain Offering, Torah of the Ordination Offering of Aharon and his sons on their day of anointing, Torah of the Sin Offering
Tuesday:	Chapter 7:1-10	Torah of the Guilt Offering
Wednesday:	Chapter 7:11-21	Torah of the Peace Offerings
Thursday:	Chapter 7:22-38	Torah of fat and blood, Additional Torah regarding the Peace Offerings
Friday:	Chapter 8:1-36	Anointing of Aharon and his sons and the offerings

Last week, in Parsha Vayikra, we were introduced to the 3 voluntary (freewill) offerings: the Burnt offering, the Grain offering and the Peace offerings. In this week's Parsha Pearls lesson, we will continue our study by focusing on the teaching and instruction to the priests performing these 3 offerings. We will also include information from other Torah portions so that we have more details. Now, let's read Lev. 1-3; 6:8-18; 7:8-38; 8:36; 10:12-13; 19:5-8; 22:29-30 & Num. 18:9-11, 18-19.

Terms to know: For the following 4 terms, we at MTOI have chosen to use the wording in the earlier edition (98" version) of the ISR Scriptures. Please use this as a resource for your study.

Tent of Meeting = Tent of Appointment

Altar = Slaughter Place

Burnt Offering = Ascending Offering

Guilt Offering = Trespass Offering



PARSHA POINTS

- Yahweh spoke to Mosheh and instructed him to speak to the children of Yisra'el regarding His offerings - 1:1-2
- This is the Torah of the burnt offering, of the grain offering and of the peace offerings which Yahweh commanded Mosheh on Mt. Sinai on the day when He commanded the children of Yisra'el to bring their offerings to Yahweh, when they were in the Wilderness of Sinai - 7:37-38
- Yahweh spoke to Mosheh and told him to command (**tzav**) Aharon, his sons and the priests regarding the Torah of the following sacrifices (6:8):
 - the burnt offering - 1; 6:9-13; 7:8
 - the grain offering - 2; 6:14-18; 7:9-10; 10:12-13
 - the peace offerings - 3; 6:12; 7:11-35; 10:14-15; 19:5-8; 22:29-30
- Aharon and his sons did all the words that Yahweh had commanded by the hand of Mosheh - 8:36

The Burnt Offering (olah): Chapter 1; 6:9-13; 7:8

Duties of the Priest

- The priest is to:
 - burn wood (**esim**) on the altar every morning - 6:12
 - keep the fire burning on the altar continually (**aish tamid**); it is never to be put out - 6:12-13
 - keep the skin of the burnt offering - 7:8



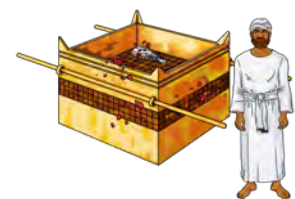
Duties of the Priest if the Burnt Offering is from the herd (bull) or flock (sheep or goats)

- The priest is to:
 - take the blood from the animal and sprinkle it all around the altar - 1:5, 11
 - put fire on the altar and lay down the wood - 1:7
 - arrange the animal pieces (head and fat) which were cut by the offeror upon the wood that is on the fire on the altar - 1:8, 12
 - burn the entrails (intestines or internal organs) completely on the altar - 1:9, 13



Duties of the Priest if the Burnt Offering is from the birds

- The priest is to:
 - bring the bird from the offeror to the altar and wring off its head - 1:15
 - let its blood drain out at the side of the altar - 1:15
 - burn all of it completely on the altar - 1:15, 17



Duties of the Priest after the Burnt Offering is consumed

- The priest is to:
 - put on his linen (**bad**) garment and linen trousers - 6:10a
 - take up the ashes (**deshen**) from the burnt offering that is consumed and put them next to the altar - 6:10b
 - remove his linen garments and put on other garments, then bring the ashes outside the camp and deposit them in a clean place - 6:11



The Grain Offering (minchah): Chapter 2; 6:14-18; 7:9-10; 10:12-13

Duties of the Priest

- The priest is to:
 - bring the grain offering from the offeror to the bronze altar - 6:14
 - burn a 'remembrance portion' to Yahweh on the altar - 2:2, 9, 16
 - eat the uncooked and cooked grain offering in the courtyard of the Tent of Meeting, as a law forever - 2:3, 10; 6:16-18; 7:9-10; 10:12-13



Duties of the Priest for the Uncooked Grain Offering

- The priest is to:
 - receive from the offeror a handful of the uncooked flour, oil and frankincense lump and burn it on the altar as a 'remembrance portion' to Yahweh - 2:2
 - eat the rest of the uncooked grain offering in the courtyard of the Tent of Meeting, as a law forever - 2:3; 10; 6:16, 18



Duties of the Priest for the Cooked Grain Offering


- The priest is to:
 - receive from the offeror the cooked grain offering (unleavened bread) and separate a piece to burn it on the altar as a 'remembrance portion' to Yahweh - 2:9
 - A 'remembrance portion' is also to be taken by the priest from the cooked grain offering and burned on the altar to Yahweh - 2:9
 - After the 'remembrance portion' is offered to Yahweh, the remainder of the grain offering is for Aharon and his sons to eat - 2:3, 10
 - All the males from the line of Aharon eat it: a law forever - 6:18
 - eat the rest of the cooked grain offering in the courtyard of the Tent of Meeting, as a law forever - 2:10



The Peace Offerings (sh'lamim): Chapter 3; 6:12; 7:11-35; 10:14-15; 19:5-8; 22:29-30

Duties of the Priest

- The priest is to:
 - take the blood from the animal and sprinkle it all around the altar - 3:2, 8, 13; 7:14
 - burn the fat brought to him from the offeror as a fire offering to Yahweh - 3:5, 11, 16; 6:12; 7:31; 10:15
 - lay the peace offering upon the daily burnt offering and burn it upon the altar - 3:5; 6:12
 - receive and eat the breast and right thigh contribution from the offeror, for himself and his family - 7:31-35, 10:14-15; Num. 18:11, 18



Types of Peace Offerings

- Thanksgiving - 7:12; 22:29-30
- Vow - 7:16; 22:21
- Voluntary or Free-will - 7:16; 22:18, 21, 23

General Duties of the Priest for the Thanksgiving, Vow or Voluntary Peace Offering

- The priest is to:
 - receive the animal sacrifice from the offeror - 7:12
 - receive the 3 kinds of cooked unleavened breads from the offeror - 7:13
 - receive leavened bread from the offeror - 7:14



DIGGING DEEPER

Parents/Teachers may choose to use these prompts for further discussion of the Torah portion.

- This Torah portion starts off with the word 'Command' or 'Tzav' which is a much stronger verb than simply to speak or to say. Why do you think Yahweh used the word 'command'? Could He have been expressing the urgency of following these rituals exactly? Note that the root of 'tzav' comes from the word mitzvah, meaning commandment. Discuss your thoughts.
- Why did Yahweh provide food for the Levites and priests through the offerings? Was it because they did not own animals or land, and had no other means of income? What is the difference between a Levite and a priest?
- Notice that Yahweh gives detailed instruction regarding what parts of the animal are to be burned on the altar as an offering to Him. Why do you think Yahweh wanted the fat? What does the fat represent?
- Research the significance of the 'remembrance portion' which the priests were to take from the grain offering and burn on the altar to Yahweh. (2:9)
- Notice that Yahweh gives detailed instruction regarding the type of clothing the priest shall put on when taking out the ashes. There is also specific mention of taking the ashes out to a designated 'clean place'. Why do you think Yahweh wanted to dispose of the ashes this way? (6:10-11)
- Yahweh declared that the fire on the altar was to be kept burning continually, never to be put out (6:12). Discuss this in light of the Shabbat prohibition against kindling a fire (Exodus 35:3).
- Yahweh is very emphatic about not allowing contact between that which is unclean and that which is clean. How would that apply to our personal lives? What about our friends and lifestyle choices? How can we remember to be 'set-apart' or clean?





TORAH OF THE OFFERINGS

LEVITICUS

6:8 "And יהוה spoke to Mosheh, saying, 'COMMAND Aharon and his sons saying...'"

'And the priest shall put on his linen garment, and put his linen trousers on his body,



and shall take up the ashes of the **BURNT/ASCENDING OFFERING...** 6:10

'Fire is **CONTINUALLY** kept burning on the altar, it is not put out.' 6:13

'Then Aharon and his sons eat the rest of it.' 6:16

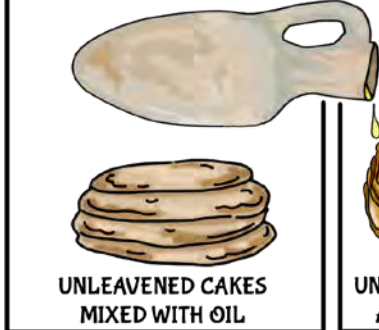
TORAH OF THE...

'and shall take from it with his hand from the fine flour of the **GRAIN OFFERING** and from its oil, and all the frankincense which is on the grain offering, and shall burn it on the slaughter-place for a sweet fragrance, as its remembrance portion to יהוה.' 6:15



FINE FLOUR+OIL+FRANKINCENSE

PEACE OFFERING



UNLEAVENED CAKES MIXED WITH OIL



UNLEAVENED THIN CAKES ANNOINTED WITH OIL



CAKES OF FINELY BLENDED FLOUR MIXED WITH OIL



LEAVENED BREAD

'Speak to the children of Yisra'el, saying, 'Do not eat any **FAT**, of bull or sheep or goat... And do not eat any **BLOOD** in any of your dwellings, of bird or of beast.' 7:23,26

Searching Out Hebrew

Parents/Teachers can print out the '[Hebrew Pronunciation Guide](#)' to help with the pronunciation of Hebrew names and words. They can be cut out and used in conjunction with the Flashcards.

WORDS

Parents/Teachers see the following page for 3 x 5 card cut outs of the words from this week's parsha. If printed on card stock, they can be kept in a box to reinforce learning.

Esim (עֵצִים) - wood

Aish tamid (אֵשׁ תָּמִיד) - continual fire

Bad (בָּד) - linen

Deshen (דָּשָׁן) - ashes

NUMBERS

Parents/Teachers can print out these numbers to have as additional resources. These can be found under the 'Resources' tab on the YMTOI website.

There are no numbers in this lesson.

WORD MATCH

Match this week's Hebrew words to their correct definition.

Aish Tamid

Ashes

Bad

Continual Fire

Deshen

Linen

Esim

Wood



FLASHCARDS

אֵשׁ תָּמִיד

Aish tamid

Aish ta-mid

continual fire

דֶּשֶׁן

Deshen

De-shen

ashes

עֲצִים

Esim

E-sim

wood

בָּד

Bad

Bad

Linen

WRITING HEBREW

Aish tamid (continual fire)

אש תמיד

Dalet Yud Mem Tav Shin Aleph
ד י מ ת ש א

Deshen (ashes)

דשן

Nun Soft Shin Dalet
נ ש ד

Esim (wood)

עצים

Mem Soft Yud Tsade Ayin
ם י צ ע

Bad (Linen)

בד

Dalet Bet
ד ב

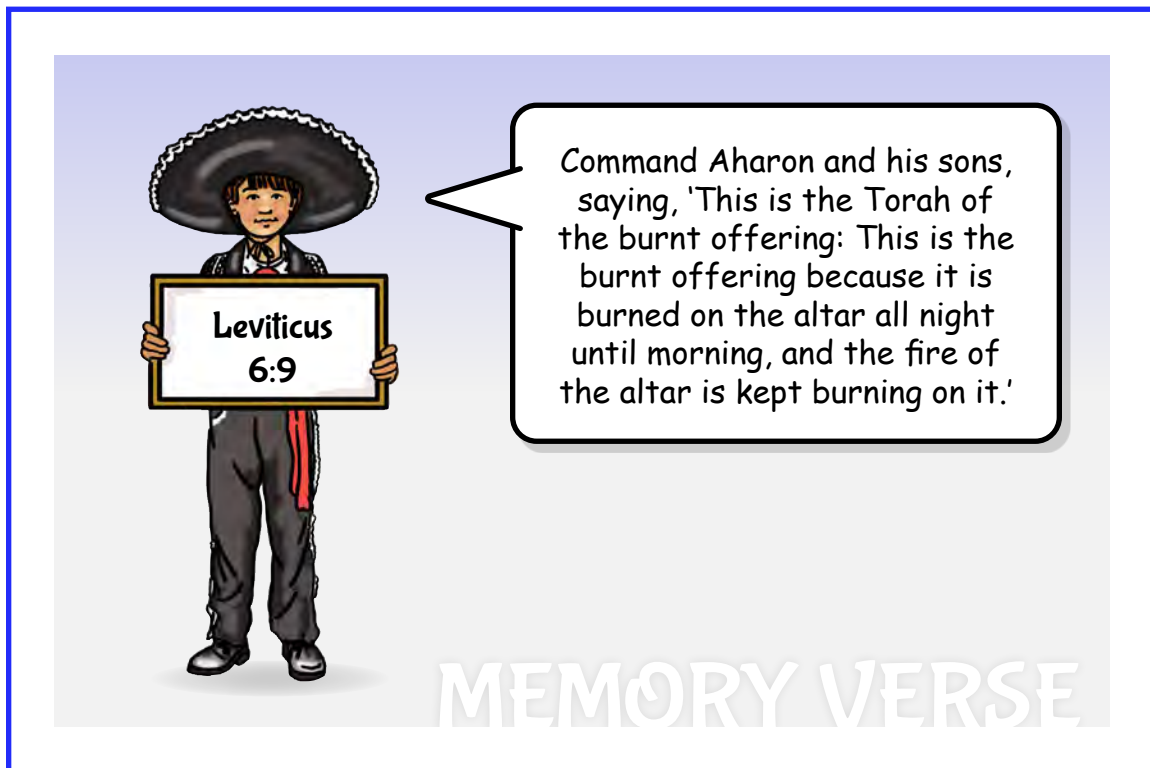


Counting What You Gained

This next section is intended to be reinforcement of the lessons learned during this parsha. Choose the activities that best fit your child.

STORING UP TREASURE IN MY HEART

The Katan Bet and Gadol memory verse is Leviticus 7:25. You can review the verse with them by reciting it out loud, acting it out, putting it to music...whatever works for you.



Leviticus
6:9

Command Aharon and his sons, saying, 'This is the Torah of the burnt offering: This is the burnt offering because it is burned on the altar all night until morning, and the fire of the altar is kept burning on it.'

MEMORY VERSE

SEEKING TREASURE

1.




What was the priest supposed to do with the blood of the animals from the herd or flock for the burnt or peace offerings?

put it in a bucket sprinkle it around the altar

sprinkle it on the door posts put it in a test tube

(1:5, 11; 3:2, 8, 13)

2.




When the grain offering is brought to the priest, he takes 2 handfuls of it and burns it on the altar as a 'remembrance portion'.

T / F

(2:2; 6:15)


3.



And the priest shall take from the grain offering a _____ portion, and _____ it on the altar, an offering made by _____, a _____ fragrance to Yahweh.

(2:9)

4.




Are Aharon and his sons allowed to eat of the grain offering?

Yes / No

(2:3, 10; 6:16)

5.



A 'remembrance' portion of the grain offering is burned on the altar for the priest.

T / F

(2:2, 9, 16; 6:15)

6.



What parts of the animal for the peace offering are burned on the altar specifically as a fire offering to Yahweh?

Circle the correct choices.

fat blood 2 kidneys appendage
on the liver heart

(3:3-4, 9-10, 14-15; 7:31)

7.

What type of clothing did the priest wear in working with the ashes inside the camp?

Circle the correct choices.

shoulder garment breast plate linen garment

robe turban linen trousers

(6:10)



8.

The priest left the ashes inside the camp.

T / F

(6:11)



9.

Is the fire ever put out on the altar?

Yes / No

(6:12-13)




10.

Aharon and his sons partake of the entire animal from the peace offerings.


T / F

(7:31-34)



WORD SEARCH

Search for the hidden words from this week's parsha.




COMMAND
 BURNT OFFERING
 ASCENDING OFFERING
 LINEN GARMENT
 LINEN TROUSERS
 SLAUGHTER-PLACE
 GRAIN OFFERING

FINE FLOUR
 REMEMBRANCE PORTION
 SET-APART PLACE
 COURTYARD
 TENT OF APPOINTMENT
 THANKSGIVING
 UNLEAVENED CAKES

LEAVENED BREAD
 CONTRIBUTION
 VOW OFFERING
 VOLUNTARY OFFERING
 PEACE OFFERING
 RIGHT THIGH
 ANOINTED PORTION



Answer Key



COMMAND

BURNT OFFERING

ASCENDING OFFERING

LINEN GARMENT

LINEN TROUSERS

SLAUGHTER-PLACE

GRAIN OFFERING

FINE FLOUR

REMEMBRANCE PORTION

SET-APART PLACE

COURTYARD

TENT OF APPOINTMENT

THANKSGIVING

UNLEAVENED CAKES

LEAVENED BREAD

CONTRIBUTION

VOW OFFERING

VOLUNTARY OFFERING

PEACE OFFERING


RIGHT THIGH

ANOINTED PORTION



CROSSWORD PUZZLE

Complete the crossword using words from this week's parsha.



Down

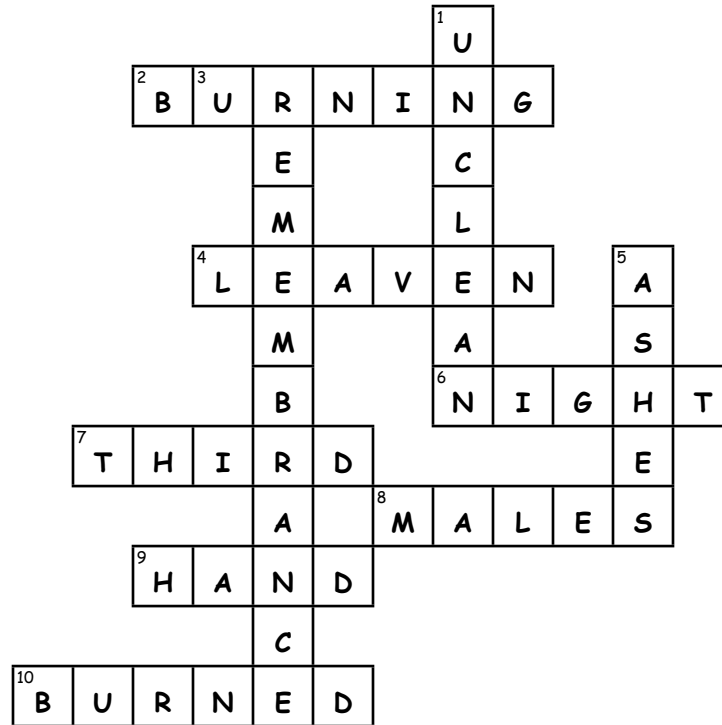
1. The flesh that touches that which is _____ is NOT eaten.
3. It is a _____ portion to Yahweh.
5. The _____ were taken outside the camp.

Across

2. The fire of the altar is kept _____.
4. The grain offering is NOT baked with _____.
6. The burnt offering is burned on the altar all _____.
7. A peace offering may NOT be eaten the _____ day.
8. All the _____ among the children of Aharon shall eat it.
9. The priest shall take the grain offering with his _____.
10. Every grain offering is completely _____.



Answer Key



Down

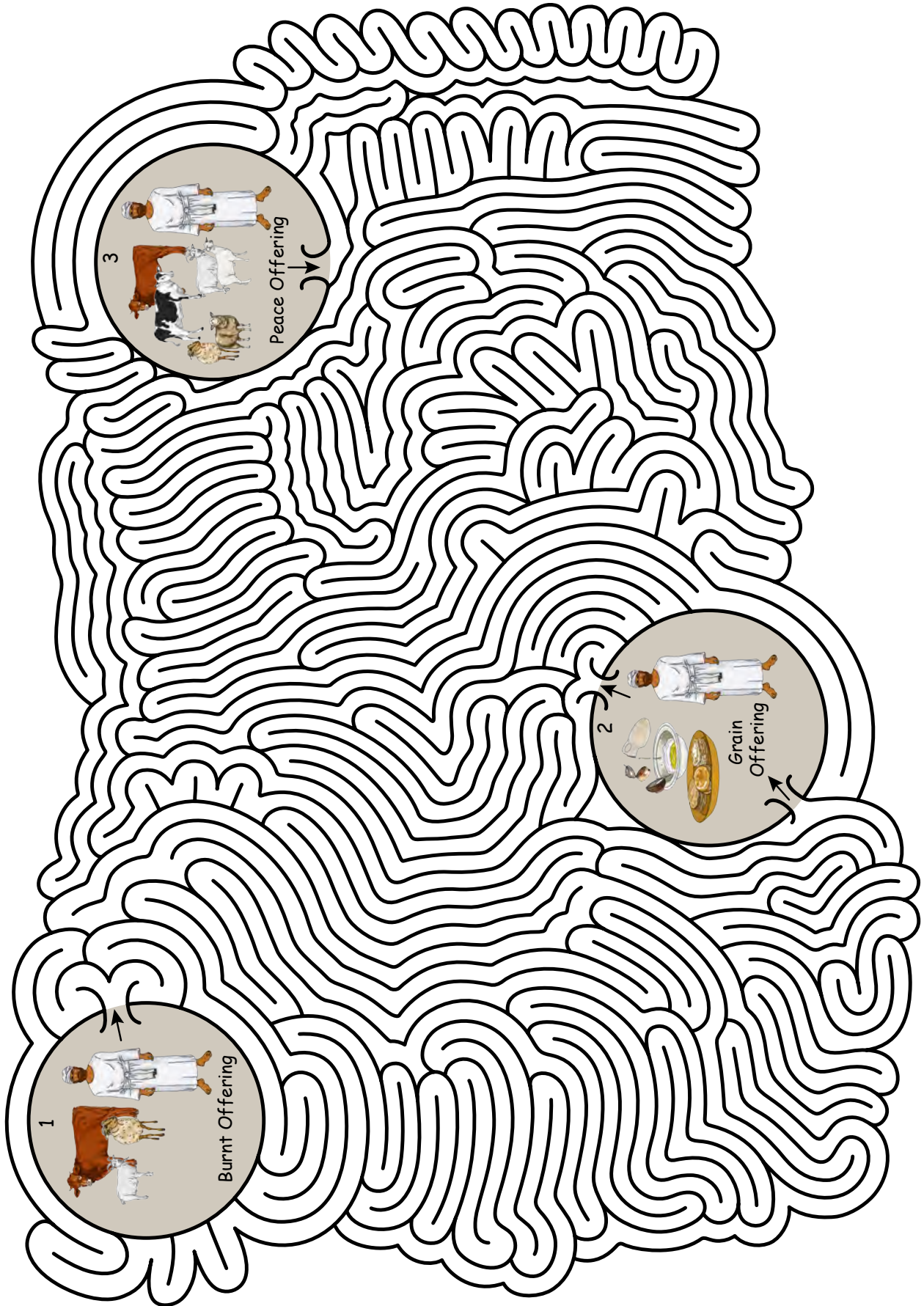
1. The flesh that touches that which is **unclean** is NOT eaten.
3. It is a **remembrance** portion to Yahweh.
5. The **ashes** were taken outside the camp.

Across

2. The fire of the altar is kept **burning**.
4. The grain offering is NOT baked with **leaven**.
6. The burnt offering is burned on the altar all **night**.
7. A peace offering may NOT be eaten the **third** day.
8. All the **males** among the children of Aharon shall eat it.
9. The priest shall take the grain offering with his **hand**.
10. Every grain offering is completely **burned**.



MAZE



Precious Possessions

NOTEBOOK PAGE

Offeror & Priest with Grain Offerings

Lev. 2:1, 4-7, 13; 6:14-15, 21; 7:9

Materials:

- Cardstock - white
- Gold balls - small (for frankincense)
- Polymer filling or any stuffing (for flour & salt sacks)
- Thin string
- Twine
- Felt - white & tan or colors of choice (for flour & salt sacks)
- Tulle - (for frankincense sachet)
- Velcro dots - 'hook' and 'loop'
- Ruler
- Double-sided tape
- Double-sided foam dimensionals
- Glue gun
- X-acto knife - (to assist in cutting out window on oven)
- Scissors
- Permanent marker - black
- Coloring pencils, crayons or markers
- Notebook Template: Main Page, A & B (BW) or Main Page, C & D (color)



Parent/Teacher Preparation:

- Print Notebook Template of choice on white cardstock.
- You may need to assist the child in cutting out the rectangle on the oven.

Instructions for the Notebook Page:

- If using BW Template, color using medium of choice.
- Cut out all Template pieces. (P1a, P1b)

Creating the Flour & Salt Sacks

- Using a ruler and marker, measure your flour felt to be 3" W x 2" L and cut out. (P2a, P2b, P2c)



P1a



P1b



P2a



P2b



P2c

Instructions for the Notebook Page Cont'd:

- Using a ruler and marker, measure your salt felt to be 2" W x 1 1/2 " L and cut out. (P3a, P3b, P3c)
- Your felt pieces are now ready to be shaped into sacks. (P4)
- Hot glue the bottom and one side of the felt pieces. (P5a, P5b)
- Using a black permanent marker, write the word 'SALT' on the smaller sack and 'FLOUR' on the larger sack. (P6)
- Fill your flour & salt sacks using stuffing of choice. (P7a, P7b)
- Using twine, tie the flour sack. (P8)
- Seal off the salt sack, using hot glue. (P9)
- Lay your flour and salt sack aside for now. (P10)

Creating the Frankincense Sachet

- Cut a piece of tulle about 2" x 2" and lay frankincense in the center. (P11)
- Close the sachet, using thin string. Cut off excess string. (P12a, P12b)




P3a



P3b




P3c



P4



P5a



P5b



P6



P7a



P7b



P8



P9



P10



P11



P12a



P12b

Instructions for the Notebook Page Cont'd:

Creating the Oven

- Using an X-acto knife, cut out the rectangle on the oven. (P13a, P13b)
- Lay aside for now.



P13a



P13b

Finishing off the Grain Offering Ingredients

- Apply gold glitter glue to the window of the oil jug. (P14a, P14b)
- Lay aside to dry.
- Place a small double-sided foam dimensional onto the back of the flour sack, salt sack and jug. (P15)
- Place a large double-sided foam dimensional onto the back of the girdle and stewing pot. (P16)



P14a



P14b

Placing Items on the Main Page

- Peel the paper off the double-sided foam dimensionals on the flour sack, the salt sack, and the oil jug. (P15)
- Place the flour and salt sack on the shelf. (P17a, P17b)
- Place a drop of glue in the next spot and lay the frankincense sachet on the glue. (P18a, P18b)



P15



P16




P17a



P17b



P18a



P18b

Instructions for the Notebook Page Cont'd:

- Lastly, place the oil jug on the shelf. (P19)
- Your shelf now has the grain offering ingredients on it—flour, salt, frankincense and oil. (P20)
- Peel the paper off the double-sided foam dimensionals on the griddle and stewing pot.
- Place the stewing pot and griddle in between the nails on the shelf. (P21)

Adding the Oven to the Main Page

- Using a ruler, fold the tabs on the oven. (P22)
- Roll double-sided tape onto the tabs of the inside of the oven. (P23)
- Place the folded tabs of the oven onto the tape. (P24a, P24b)
- You now have a 3-D oven where you can see the fire inside the window. (P25)



P19



P20



P21



P22



P23



P24a



P24b



P25

Instructions for the Notebook Page Cont'd:

Adding the Offeror and Priest


- Place a *Velcro* dot 'hook side' on the back of all the offerors. (P26)
- Place small round double-sided foam dimensionals on the back of the priest. (P27)
- Before removing the tape on the foam dimensionals and adding the *Velcro* dot 'loop side' permanently onto the Main Page, stage your characters leaving room for your Hebrew Word. (P28)
- Place a *Velcro* dot 'loop side' onto the Main Page where you placed one of the offerors. (P29)
- Remove the tape on the foam dimensionals and place the priest on the Main Page permanently. (P30)
- Place one of the offerors onto the Main Page so that the 'hook and loop sides' are connected. (P30)
- You can switch out the 4 offerors bringing the 3 cooked unleavened grain offerings (unleavened cakes of fine flour mixed with oil, unleavened thin cakes anointed with oil, cakes of finely blended flour mixed with oil), and the 1 uncooked lump to the priest in the courtyard. (P31a, P31b, P31c, P31d)




P26




P27




P28



P29




P30




P31a



P31b



P31c



P31d

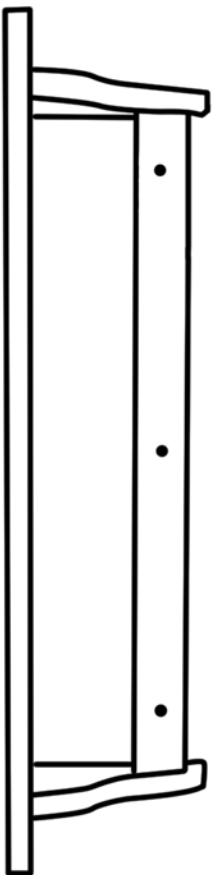
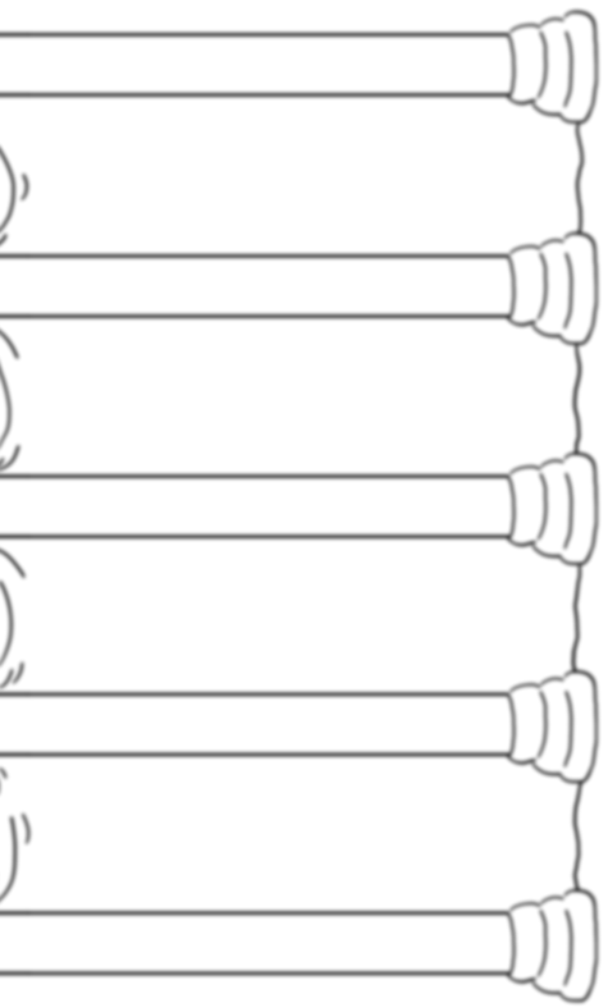


P32

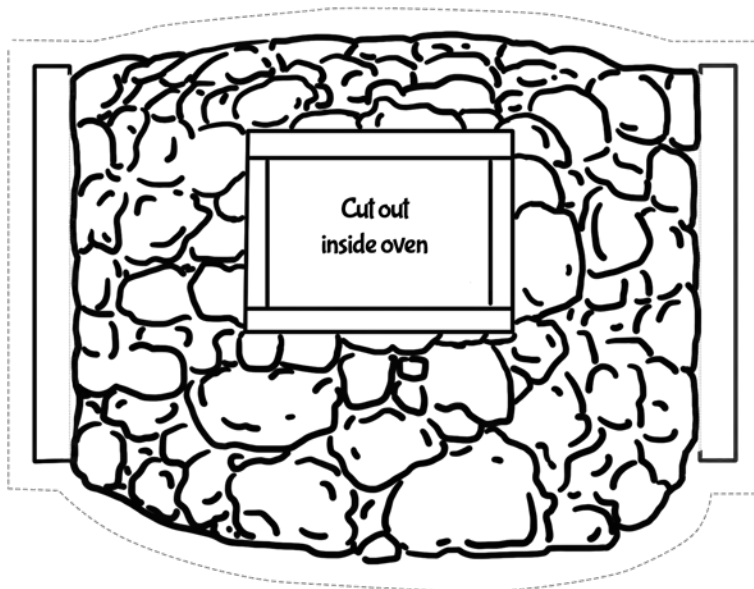
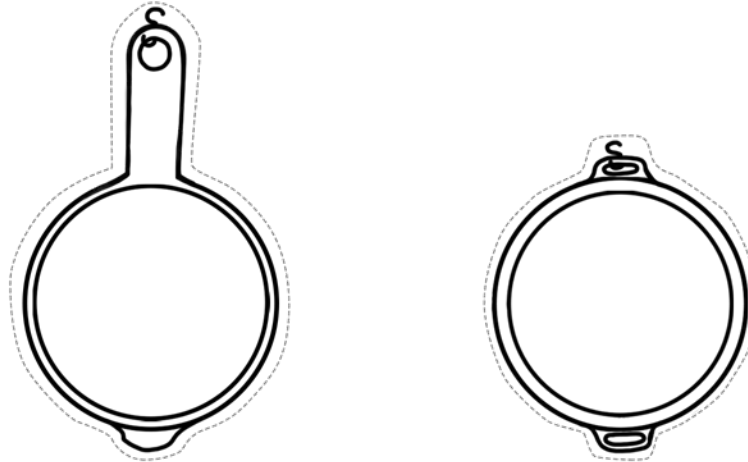
Hebrew Word

- Write the following on a piece of colored cardstock and glue to the page:
 - 1) **Minchah**
 - 2) **מנחה**
 - 3) **Grain Offering** (P32)

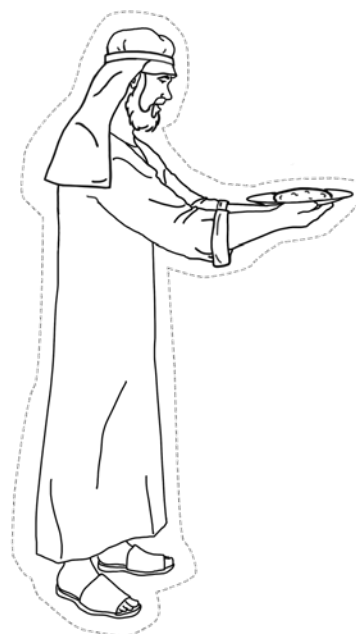
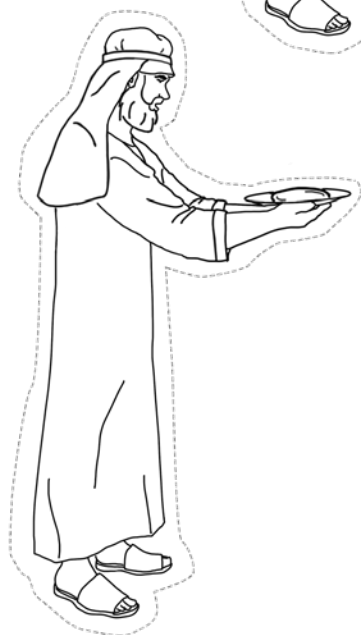
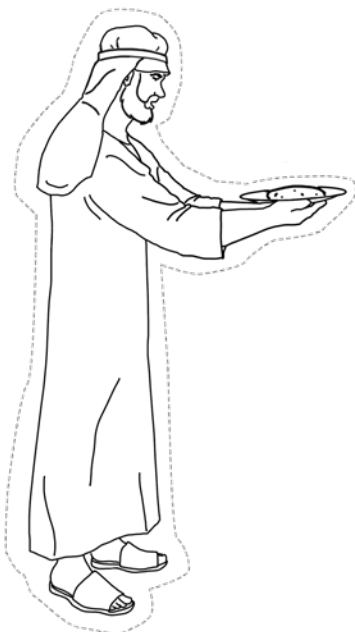
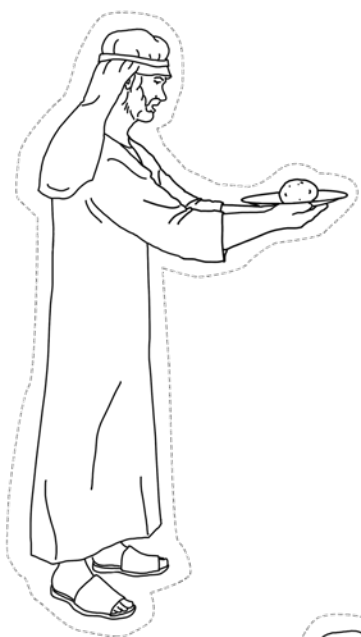
You now have a visual representation of the ingredients required for an uncooked or cooked grain (minchah) offering, the 3 different utensils used to prepared a cooked grain offering as well as a visual of an offeror bringing an offering to the priest to be burned on the bronze altar as voluntary offerings for the grain offerings.

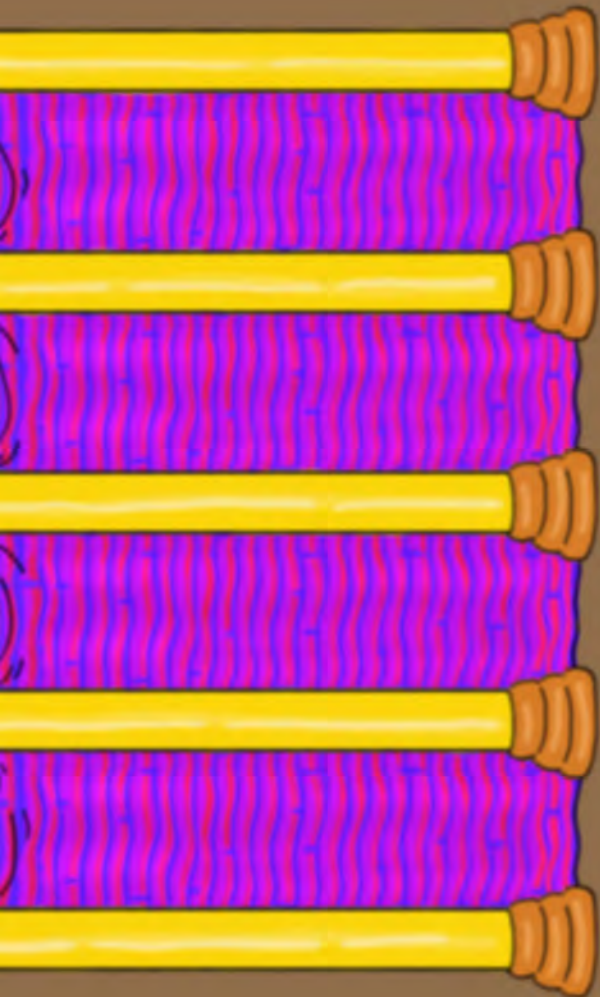


Notebook Template A (BW)




Notebook Template B (BW)





Notebook Template C (color)





Notebook Template D (color)



LEVITICUS

6:8 "And יהוה spoke to Mosheh, saying, 'COMMAND Aharon and his sons saying...'"

'And the priest shall put on his linen garment, and put his linen trousers on his body,



and shall take up the ashes of the **BURNT/ASCENDING OFFERING...** 6:10

'Fire is **CONTINUALLY** kept burning on the altar, it is not put out.' 6:13

'Then Aharon and his sons eat the rest of it.' 6:16

TORAH OF THE...

'and shall take from it with his hand from the fine flour of the **GRAIN OFFERING** and from its oil, and all the frankincense which is on the grain offering, and shall burn it on the slaughter-place for a sweet fragrance, as its remembrance portion to יהוה.' 6:15



FINE FLOUR+OIL+FRANKINCENSE

PEACE OFFERING




UNLEAVENED CAKES MIXED WITH OIL



UNLEAVENED THIN CAKES ANNOINTED WITH OIL



CAKES OF FINELY BLENDED FLOUR MIXED WITH OIL



LEAVENED BREAD

'Speak to the children of Yisra'el, saying, 'Do not eat any **FAT**, of bull or sheep or goat... And do not eat any **BLOOD** in any of your dwellings, of bird or of beast.' 7:23,26

Sweetness of Torah

SWEET SOUNDS OF TORAH

(Sing Praises to His Name)

Here is the link for this song:

https://www.podomatic.com/podcasts/steveberkson/episodes/2017-03-26T05_12_47-07_00

The Aish Tamid

In parsha Tzav, Mosheh learned
That an aish tamid must always burn
The fire on the mizbayach was to be
Kept burning continuously

In each of us there is a spark of fire
To make the flame of Torah, burn higher and higher
Just as Aharon the fire did light
Our Torah inspires us to do what is right



Aish - fire

Tamid - continual

Mizbayach - altar

SWEET TASTE OF TORAH

This snack relates to this week's parsha. Please take these as suggestions and make necessary changes based on your individual dietary needs.

Eternal Flame Cupcake

Lev. 6: 12-13



Ingredients:

- Cake mix (your choice)
- Frosting (red represents fire)
- Red cupcake liners (optional)

Instructions:

Follow directions on the box to make cupcakes. After cupcakes are baked and cooled off, decorate the top with red flame frosting to represent the fire on the altar that was never put out. To add extra effect, we used red cupcake liners.

Next Week's Treasure Hunt

Next Week's Torah Portion



Suggested Reading Schedule

Monday:	Lev. 9	Ordination of Aharon and his sons
Tuesday:	Lev. 10:1-11	The strange fire of Nadab and Abihu
Wednesday:	Lev. 10:12-20	Instruction to Aharon, El'azar and Ithamar regarding their food portion
Thursday:	Lev. 11:1-23	Clean and Unclean animals: Food vs. Non-food
Friday:	Lev. 11:24-47	Clean and Unclean animals: Food vs. Non-food