

Parsha Pearls

Pesach

“Pesach/Chag HaMatzot Edition”
(Passover/Days of Unleavened Bread)

Exodus 12:1-28, 42-51; 13:1-16, Leviticus 23:1-2, 4-8
Katan Bet/Gadol



Special Feast Edition

INTRODUCTION


This Parsha Pearls Feast Edition is designed specifically for Passover and the feast of Unleavened Bread. In Leviticus 23:1-2, Yahweh told Mosheh to speak to the children of Yisra'el about His appointed times (moadim), which they were to keep as set-apart gatherings (mikra kodesh). Three times each year, the children of Yisra'el were required to travel to Yerushalayim (Jerusalem) to observe one of the 3 pilgrimage feasts (shalosh regalim).

The 3 spring festivals are:

1. Passover (Pesach)
2. Festival of Unleavened Bread (Chag HaMatzot), which immediately follows Passover
3. Feast of Weeks (Chag HaShavuot)

The 4 autumn festivals are:

1. Day of Trumpets (Yom Teruah/Zichron Teruah/Rosh HaShanah)
2. Day of Atonement (Yom Kippur), Day of Atonements (Yom HaKippurim)
3. Feast of Tabernacles (Chag HaSukkot)
4. 8th day Assembly (Shemini Atzeret), which immediately follows Sukkot



Passover and the festival of Unleavened Bread are the 1st appointed times (moadim) of the year. According to Yahweh's calendar, Passover is performed on the 14th day of the 1st month of Abib, between the evenings. *'In the first month (new moon), on the 14th day of the month (new moon), between the evenings, is the Passover (Pesach) to Yahweh' (Lev. 23:5).* The festival of Unleavened Bread immediately follows Passover and is celebrated for 7 days, from the 15th to the 21st day of Abib. The 1st and 7th day of Unleavened Bread are High Sabbaths. *'And on the 15th day of this month is the Festival of Unleavened Bread (Festival of Matzot) to Yahweh - 7 days you eat unleavened bread. On the 1st day you have a set-apart gathering (mikra kodesh), you do no servile work. And you shall bring an offering made by fire to Yahweh for 7 days. On the 7th day is a set-apart gathering (mikra kodesh), you do no servile work' (Lev. 23:6-8).*

These festivals were commanded by Yahweh to be kept by the children of Yisra'el throughout their generations, and that is why we are observing them as well (Lev. 23).

Chag Sameach (Happy Feast) from MTOI and YMTOI

Table of Contents

Parsha Pearls is a comprehensive resource that allows for complete customization by the parent. We understand that if you were to strive to accomplish all aspects of each lesson in one day it would be unrealistic and also overload for the child. It is our intention that this be used 'a la carte' so that it suits your specific needs. Our site caters to printing only the pieces you choose.

This page will provide quick links to get to the portion of the document for which you are looking. When you hover over the title a finger will appear. Click on it and you will be taken directly to that page.

If you are new to Parsha Pearls, we have created an [Introduction](#) document outlining how to use our lessons, as well as a [Scriptural Inspiration](#) document, which explains our titles and the Scriptural inspiration for them. We pray that Parsha Pearls blesses your home and that your children will grow to love the Word and to never depart from keeping Torah. As always, feel free to email us at parshapearls@mtoi.org if you have any questions.

| | |
|------------------------------------------------------------|-----------|
| Special Feast Edition | 2 |
| ➤ Introduction | 2 |
| Pearl Seeking (The Main Lesson) | 4 |
| ➤ Treasuring His Word (Overview of the Parsha) | 4 |
| ➤ Parsha Points (Main Lesson Content) | 4 |
| ➤ Digging Deeper (Thought Provoking Questions) | 9 |
| Searching Out Hebrew (Reading & Writing) | 10 |
| ➤ Words | 10 |
| ➤ Numbers | 10 |
| ➤ Word Match | 11 |
| ➤ Flashcards | 12 |
| ➤ Writing Hebrew | 14 |
| Counting What You Gained (Worksheets) | 16 |
| ➤ Storing Up Treasure In My Heart (Memory Verse) | 16 |
| ➤ Seeking Treasure (Questions from the Parsha) | 18 |
| ➤ Word Search | 20 |
| ➤ Crossword Puzzle | 22 |
| ➤ Maze | 26 |
| Precious Possessions (Arts & Crafts) | 27 |
| ➤ Notebook Page | 27 |
| » The First Passover | 27 |
| ➤ Coloring Page | 33 |
| » Pesach Scene | 33 |
| » Pesach Text | 34 |
| Sweetness of Torah | 35 |
| ➤ Sweet Sounds of Torah (Song Corresponding to the Lesson) | 35 |
| ➤ Sweet Taste of Torah (Snack Corresponding to the Parsha) | 37 |



Pearl Seeking

TREASURING HIS WORD

Yahweh gave the children of Yisra'el specific instructions regarding His Appointed Times. Passover and the festival of Unleavened Bread are the 1st of the spring feasts. We have created a special Parsha Pearls lesson telling the story of the 1st Passover meal as well as the instructions regarding how to observe Passover and the days of Unleavened Bread. Now, let's read Ex. 12:1-28, 42-51; 13:1-14; Lev. 23:1-2, 4-8; Num. 9:1-5, 10-14; Deut. 16:1-8

PARSHA POINTS

- As the time drew near for the children of Yisra'el to leave Mitsrayim, Yahweh instructed Mosheh and Aharon to tell the congregation:
 - Today, you are going out, in the month of **Abib** (Aviv)/Nisan - 13:4
 - This 'new moon' is the beginning of months for you - 12:2
 - It is the 1st month of the year for you - 12:2
 - On the 10th day of this month each head of a household is to take for himself a lamb (**seh**) for his household - 12:3
 - If the household is too small, a lamb may be shared between households - 12:4
- Yahweh gave instructions regarding the lamb saying:
 - Let it be a perfect one - 12:5
 - Let it be a one-year-old (**achat**) male - 12:5
 - It may be taken from the sheep or from the goats - 12:5
 - You shall keep it until the 14th day of the month of **Abib** - 12:6
 - All the assembly of the congregation of Yisra'el shall kill their lambs 'between the 2 (**shtayim**) evenings' (between the approaching end of the 14th at sundown, which would be the beginning of the 15th) - 12:6
 - Some of its blood shall be put on the 2 doorposts and on the lintel of the house where you eat it - 12:7
 - Its flesh shall be eaten that night after it has been roasted in fire - 12:8
 - It must be eaten with unleavened bread (**matzot**) - 12:8
 - It must be eaten with bitter herbs (**maror**) - 12:8
 - The lamb is not to be eaten raw, nor boiled in water rather it is to be roasted from head to toe, with no parts missing - 12:9
 - If the animal is not eaten completely, the rest of it is to be burned in the fire. None of it is to be kept until morning - 12:10



- Yahweh gave instructions to Yisra'el about how to eat the lamb (12:11):

- loins must be girded
- sandals must be on your feet
- staff must be in your hand
- must eat it in haste



- Yahweh explained that He would pass through the land of Mitsrayim that night (killing the first-born), thus executing judgment on them; for "I am Yahweh" - 12:12



- Yahweh explained that the blood would be a sign between Himself and Yisra'el; for when He saw the blood upon their doorways, He would 'pass over' their homes and keep them safe from the final plague of death that would come upon the Mitsrites - 12:13


- Yahweh then gave His instructions regarding Passover (**Pesach**):

- This day shall be a remembrance - 12:14
- It is observed as a festival - 12:14
- It shall be observed throughout your generations - 12:14, 43
- It is an everlasting law - 12:14; 13:10
- It is a night to be observed unto Yahweh for bringing them out of Mitsrayim - 12:42
- No son of a stranger/foreigner is to eat of it - 12:43
- A bought servant who has been circumcised may eat of it - 12:44
- A sojourner (**toshav**) or a hired servant (**sakir**) cannot eat of it - 12:45
- It is eaten in one house - 12:46
- It cannot be taken out of your home - 12:46
- No bone of the animal is to be broken - 12:46
- All the congregation of Yisra'el shall perform this - 12:47
- A stranger/proselyte (**ger**) who has been circumcised may eat of it and become as a native (**ezrach**) of the land - 12:48



- After commanding them concerning Passover, Yahweh gave His instructions regarding the feast of Unleavened Bread:

- It is observed in the 1st month, on the 14th day of the month in the evening, and is continued until the 21st day of the month in the evening - 12:18
- The 1st day is a set-apart gathering - 12:16
- The 7th day is a set-apart gathering - 12:16; 13:6
- No work is done on either the 1st day or the last day - 12:16
- The preparation of meals is allowed - 12:16
- On the 1st day, all leavening shall cease from your homes - 12:15
- 7 (**sheva**) days shall unleavened bread be eaten - 12:15; 13:6
- No leavening shall be eaten during these 7 days - 12:20
- No leavening shall be seen with you within all your borders - 13:7
- Anyone who eats leavened bread during the 7-day festival will be cut off from Yisra'el - 12:15
- It must be 'guarded' as a reminder of Yahweh bringing Yisra'el out of Mitsrayim - 12:17
- It shall be an everlasting law - 12:17



- Mosheh called for the elders of Yisra'el to explain what must be done:

- Take lambs according to their clans and kill the Passover lamb - 12:21
- Take a bunch of hyssop, dip it in blood that is in the basin and strike it on the lintel and on the 2 doorposts - 12:22
- No one is to leave their home until morning - 12:22
- Because of the sign of the blood on their doors, Yahweh will pass over their dwellings and not allow the destroyer to enter their homes - 12:23
- 'Guard' this word as a law forever - 12:24; 13:10
- Mosheh further explains that this feast must continue to be kept in Kena'an; they shall 'guard' this service - 12:25




- When future generations ask what this service means, the elders are to answer:

- This is the Pesach slaughtering of Yahweh, who 'passed over' the houses of the children of Yisra'el in Mitsrayim - 12:27
- It is because of what Yahweh did for me when I came out of Mitsrayim - 13:8
- By strength of hand Yahweh brought us out of Mitsrayim, out of the house of bondage - 13:14



- Yahweh also stated:
 - There is one Torah for both the native-born Yisra'elite and for the one that is not native-born - 12:49
 - Remember this day in which you went out of Mitsrayim, out of slavery - 13:3
 - When Yahweh brings you into the land of Kena'an - the land flowing with milk and honey, which he swore to give to your fathers - you shall keep this service in this month - 13:5
 - The Torah of Yahweh shall be (13:9, 16):
 - as a sign to you on your hand
 - as a reminder and frontlets between your eyes
 - in your mouth




After the 1st Passover, Yahweh told them how to observe it every year

- Yahweh told Mosheh to speak to the children of Yisra'el regarding His Appointed Times which are to be set-apart gatherings - Lev. 23:1-2, 4


Instructions Regarding Passover/Pesach

- The Pesach to Yahweh is to be observed in the 1st month (Abib) - Lev. 23:5
- The Pesach to Yahweh is to be observed on the 14th day of Abib - Lev. 23:5
- The Pesach to Yahweh is to be observed between the evenings of the 14th and the 15th - Lev. 23:5; Num. 9:5
- The children of Yisra'el were told to guard the month of Abib - Deut. 16:1
- The children of Yisra'el were told to perform the Passover to Yahweh - Deut. 16:1
- The children of Yisra'el were told to slaughter the Passover from the flock or the herd in the *place where Yahweh chooses to place His Name* - Deut. 16:2
- You are to eat unleavened bread at Passover - Deut. 16:3
- Any meat which you slaughter in the evening on the 1st day shall not remain until morning - Deut. 16:4
- You are not allowed to slaughter the Passover within any of your gates, but at the *place where Yahweh chooses to place His Name* - Deut. 16:5-6
- You shall slaughter the Passover in the evening as the sun goes down at the appointed time - Deut. 16:6
- You shall roast and eat the Passover in the *place where Yahweh chooses to place His Name* and, in the morning, you shall return to your tents - Deut. 16:7
- When a stranger sojourns among you, he shall perform the Passover of Yahweh according to the law and right-ruling of the Passover - Num. 9:14
- There is one law both for the stranger and for the native of the land - Num. 9:14



Instructions Regarding Days of Unleavened Bread/Festival of Matzot

- The Festival of Matzot to Yahweh begins on the 15th day of the month - Lev. 23:6
- 7 days you eat unleavened bread - Lev. 23:6; Deut. 16:3
- On the 1st and 7th day is a set-apart gathering - you do no servile work - Lev. 23:7-8
- You shall bring an offering made by fire to Yahweh for 7 days - Lev. 23:8
- You are to eat the bread of affliction for 7 days to remember the day in which our came out of the land of Mitsrayim all the days of your life - Deut. 16:3
- No leaven shall be seen within all your border for 7 days - Deut. 16:4
- The 7th day is a closing festival to Yahweh your Elohim - you do no work - Deut. 16:8



Instructions Regarding the 2nd Passover/Pesach

- When any male of your generations is unclean or is far away on a journey, he shall perform the Passover of Yahweh on the 14th day of the 2nd month between the evenings - Num. 9:10-11
- The Passover is not to be left until morning, nor shall you break any bone of it - Num. 9:12
- Any male who 'can' perform the Passover in the 1st month but fails to do so, shall be cut off from his people—that man bears his sin - Num. 9:13

DIGGING DEEPER

Parents/Teachers may choose to use these prompts for further discussion of the Torah portion.

- The month of Abib (Aviv) was changed to Nisan after the Babylonian captivity. (See Esther 3:7 and Nehemiah 2:1.) What does Abib mean? The 1st time it is found in Scripture is in Exodus 9:31.
- What is the difference between a resident alien (toshav), a hired servant (sakir), a proselyte (ger) and a native (ezrach)? (Ex. 12:19, 45, 48)
- Who may partake of the Passover meal? Is the meal just for covenanted/native Yisra'elites? Can someone who is not a native born Yisra'elite become as one? What are the requirements to do this? (Ex.12:47-48)
- Why were the children of Yisra'el told to eat the Passover meal with their loins girded, their sandals on their feet and their staffs in their hands? (Ex.12:11)
- If a Holy Day does not fall on a Sabbath, what is the 1 type of work allowed? What does no servile work mean? Discuss. (Ex.12:16; Lev. 23:7-8)
- Discuss what se'or and chametz is and what Yahweh says leavening is.
- What were things done at the 1st Passover meal that are no longer a requirement for us to do?
- Yahweh told the children of Yisra'el that the Passover was to be a remembrance of all that He did for them. (Ex. 12:14; 13:9) How can we apply this in our lives?
- Over and over Yahweh tells us to guard. (Ex. 12:17, 24, 25; 13:10) Look up the Hebrew words shamar/shomer/shema to get fuller meaning and depth to what this looks like.
- Numbers 9 deals with the 2nd Passover. Discuss reasons one would be able to postpone performing the Passover according to Torah.
- Read the different accounts in the Brit Chadasha (Matt. 26:17-28; Mark 14:12-25; Luke 22; John 2:13-23, 13:1-3) regarding the last supper and Yeshua's final days leading to Passover/Pesach. Discuss the similarities and differences found in these accounts.
- What do you think leaven represents in 1 Corinthians 5:6-8? What did Yeshua mean when He told his disciples to beware of the leaven of the Pharisees and the Sadducees found in Matthew 16:6-12?



Searching Out Hebrew

Parents/Teachers can print out the '[Hebrew Pronunciation Guide](#)' to help with the pronunciation of Hebrew names and words. They can be cut out and used in conjunction with the Flashcards.

WORDS

Parents/Teachers see the following page for 3 x 5 card cut outs of the words from this week's lesson. If printed on card stock, they can be kept in a box to reinforce learning.

Toshav (**תושב**) - sojourner/foreigner (resident alien)

Sakir (**שכיר**) - hired servant (not of Yisra'el)

Ger (**גר**) - stranger

Ezrach (**אצרה**) - native (native Yisra'elite)

Pesach (**פסח**) - Passover

Seh (**שה**) - lamb

Maror (**מרר**) - bitter herbs

Matzot (**מצות**) - unleavened bread

NUMBERS

Parents/Teachers can print out these numbers to have as additional resources. These can be found under the 'Resources' tab on the YMTOI website.

1 - achat

2 - shtayim

7 - sheva



WORD MATCH

Match this week's Hebrew words to their correct definition.

Ezrach

Bitter Herbs

Ger

Hired Servant

Maror

Lamb

Matzot

Native

Pesach

Passover

Sakir

Sojourner/Foreigner

Seh

Stranger

Toshav

Unleavened Bread



FLASHCARDS

שָׂכִיר

Sakir

Sa-kir

hired servant
(not of Yisra'el)

אֶזְרָח

Ezrach

Ez-rach

native
(native Yisra'elite)

תּוֹשָׁב

Toshav

To-shav

sojourner/foreigner
(resident alien)

גֵּר

Ger

Ger

stranger

שֶׁה

Seh

Seh

lamb

מַצוֹת

Matzot

Mat-zot

unleavened bread

פֶּסַח

Pesach

Pe-sach

Passover

מָרֹר

Maror

Ma-ror

bitter herbs



WRITING HEBREW

Sakir (hired servant)

שכיר

Resh 1 2
Yud 1
Khaf 1 2
Sin 1 2 3

Ezrach (native)

אצרח

Chet 1 2
Resh 1
Tsade 1 2
Aleph 1 2 3

Toshav (sojourner/foreigner)

תושב

Vet 1 2
Shin 1 2 3
Vav 1
Tav 1 2

Ger (stranger)

גר

Resh 1 2
Gimel 1 2



Pesach (Passover)

פסח

Chet Samech Pey
פסח

Seh (lamb)

שה

Hey Sin
שה

Maror (bitter herbs)

מרר

Resh Resh Mem
מרר

Matzot (unleavened bread)

מצות

Tav Vav Tsade Mem
מצות

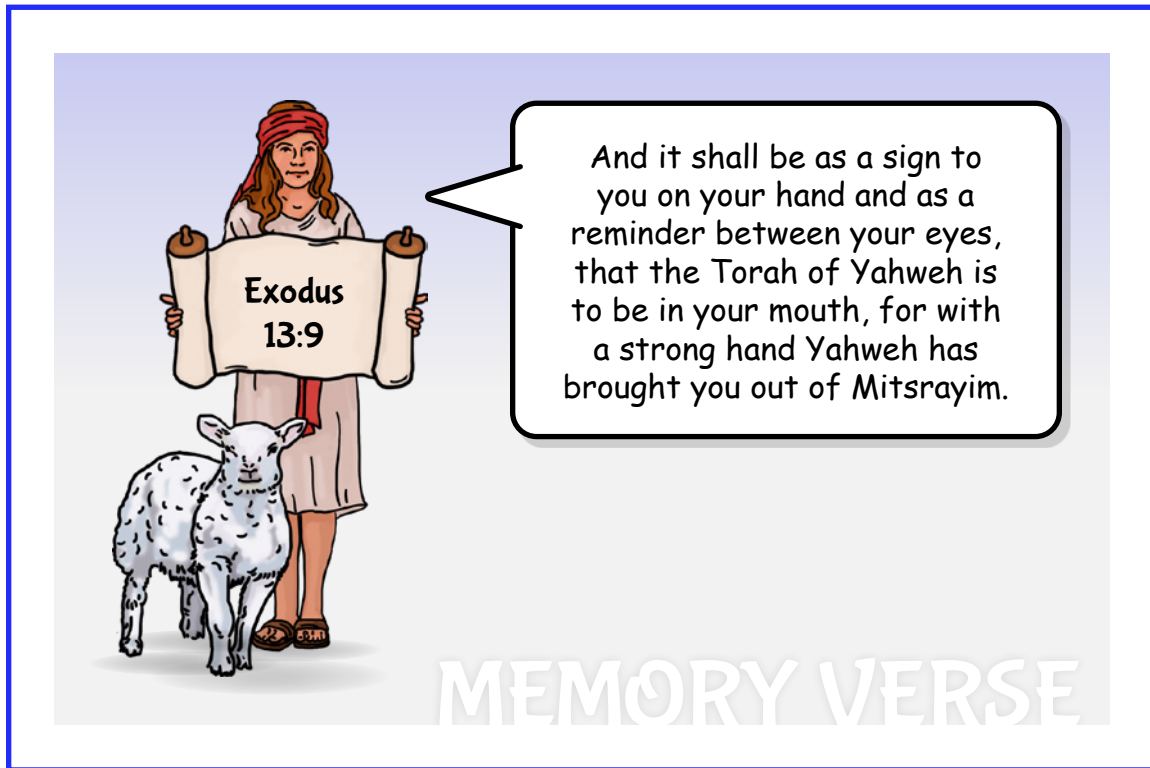


Counting What You Gained

This next section is intended to be reinforcement of the lessons learned during this lesson. Choose the activities that best fit your child.

STORING UP TREASURE IN MY HEART

The Katan Bet and Gadol memory verse is Exodus 13:9. You can review the verse with them by reciting it out loud, acting it out, putting it to music...whatever works for you.



Here is the link for this song:

https://www.podomatic.com/podcasts/steveberkson/episodes/2021-03-14T05_00_01-07_00

SEEKING TREASURE



1.

What is the Hebrew name of the first month?

(12:2; 13:4)



2.

How many days did a family keep a lamb before Passover?

Circle the correct choice.

3 4 5

(12:3, 6)



3.

How was the lamb to be cooked?

Circle the correct choice.

baked roasted

boiled deep-fried


(12:8)



4.

What are the Passover symbols?

(12:8)



5.

Circle how a person was supposed to be dressed the very first Passover.

fanciest robe loins girded gym clothes

Sabbath clothes staff in your hand

sword in your hand Nike shoes on your feet

sandals on your feet rifle in your hand

(12:11)



6.

What was the sign that Yahweh should 'pass over' a home?

(12:13)

7.



How far into the future were Passover and the festival of Unleavened Bread commanded to be observed/kept/guarded?

Circle the correct choice.

until Messiah came

forever

until they entered Kena'an

(12:14, 17)

9.



What days are Holy Days during the festival of Unleavened Bread?

Circle the correct choice.

1st 2nd 3rd

5th 6th 7th

(12:16)

11.



On which parts of the doorway was the lamb's blood placed?

_____ and

(12:23)


8.



How long is the festival of Unleavened Bread?

(12:15)

10.



Are you allowed to work on a Holy Day?


Yes / No

Are you allowed to cook on a Holy Day?
(if it doesn't fall on a Sabbath)

Yes / No

(12:16)

12.



Fill in the blanks.

And it shall be as a _____

to you on your _____ and as

a _____ between

your _____, that the

_____ of Yahweh is to

be in your _____, for with a strong


_____ Yahweh has brought

you out of _____.

(13:9)

WORD SEARCH

Search for the hidden words from this week's lesson.




NEW MOON
LAMB
HOUSEHOLD
TWO DOORPOSTS
LINTEL
UNLEAVENED BREAD
ROASTED

LOINS GIRDED
SANDALS
STAFF
PESACH
REMEMBRANCE
FESTIVAL
EVERLASTING LAW

SET-APART GATHERING
FOURTEENTH
TWENTY-FIRST
SOJOURNER
NATIVE
HYSSOP
ABIB



Answer Key



NEW MOON
LAMB
HOUSEHOLD
TWO DOORPOSTS
LINTEL
UNLEAVENED BREAD
ROASTED


LOINS GIRDED
SANDALS
STAFF
PESACH
REMEMBRANCE
FESTIVAL
EVERLASTING LAW

SET-APART GATHERING
FOURTEENTH
TWENTY-FIRST
SOJOURNER
NATIVE
HYSSOP
ABIB



CROSSWORD PUZZLE 1

Complete the crossword using words from this week's lesson.



Across

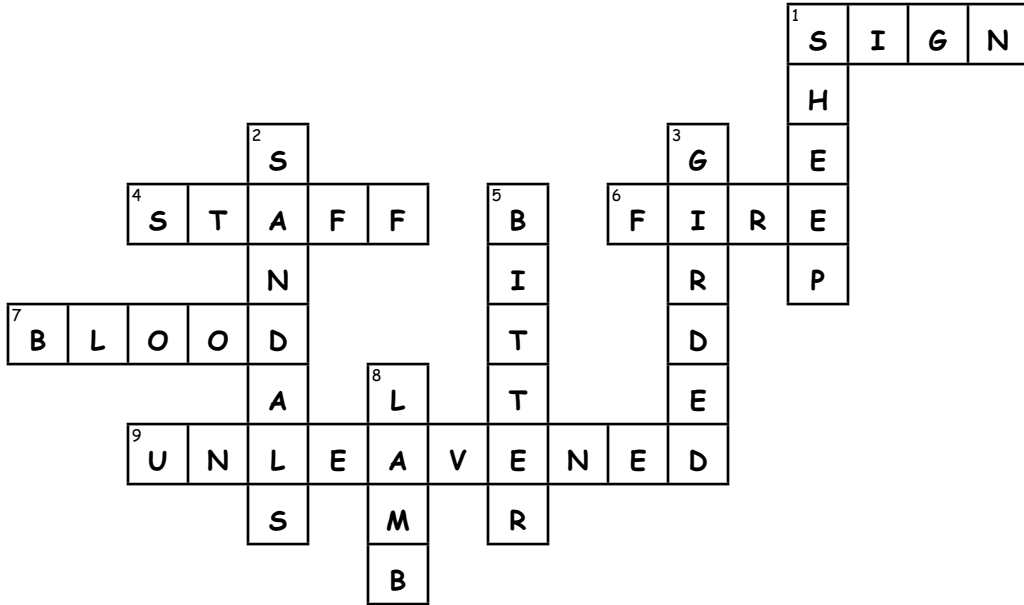
1. The blood was a _____ for Yahweh to pass over their home.
4. Their _____ was to be in their hand.
6. The lamb was to be roasted in _____.
7. What was put on the lintel and 2 doorposts?
9. What type of bread were they to eat?

Down

1. The lamb could be from the _____ or the goats.
2. Their _____ were to be on their feet.
3. Their loins were to be _____.
5. What type of herbs were they to eat?
8. Yahweh told them to take a _____ for a household.



Answer Key



Across

- The blood was a **sign** for Yahweh to pass over their home.
- Their **staff** was to be in their hand.
- The lamb was to be roasted in **fire**.
- What was put on the lintel and 2 doorposts? **blood**
- What type of bread were they to eat? **unleavened**


Down

- The lamb could be from the **sheep** or the goats.
- Their **sandals** were to be on their feet.
- Their loins were to be **girded**.
- What type of herbs were they to eat? **bitter**
- Yahweh told them to take a **lamb** for a household.



CROSSWORD PUZZLE 2

Complete the crossword using words from this week's lesson.



Across


5. No son of a _____ is to eat of it.
6. There is one _____ for the native-born and for the stranger who sojourns among you.
7. A servant when he is _____ may eat of it.
8. _____ days you shall eat unleavened bread.
9. You shall _____ the festival of Matzot (Unleavened Bread).
10. Yahweh smote the Mitsrites and _____ the Yisra'elites.

Down

1. Yahweh shall pass on to _____ the Mitsrites.
2. Take a bunch of _____, and dip it in the blood that is in the basin.
3. No _____ may eat of it.
4. The first and seventh day is a set-apart _____.



Answer Key



Across

5. No son of a **stranger** is to eat of it.
6. There is one **Torah** for the native-born and for the stranger who sojourns among you.
7. A servant when he is **circumcised** may eat of it.
8. **Seven** days you shall eat unleavened bread.
9. You shall **guard** the festival of Matzot (Unleavened Bread).
10. Yahweh smote the Mitsrites and **delivered** the Yisra'elites.

Down

1. Yahweh shall pass on to **smite** the Mitsrites.
2. Take a bunch of **hyssop**, and dip it in the blood that is in the basin.
3. No **uncircumcised** may eat of it.
4. The first and seventh day is a set-apart **gathering**.



MAZE



Precious Possessions

NOTEBOOK PAGE

The First Passover

Exodus 12:5-8, 11

Materials:

- Cardstock - white
- Twig
- Craft sticks - small
- X-acto knife
- Glue
- Scissors
- Coloring pencils, crayons or markers
- Notebook Templates: Main Pages Inside & Outside of House (BW) or Main Pages Inside & Outside of House (color)


Parent/Teacher Preparation:

- Print Notebook Templates of choice on white cardstock.




Instructions for the Notebook Page:


- Using an X-acto knife, create a slit along the top, left and bottom of the doorway frame. (P1)
- Using an X-acto knife, create a slit along the top and bottom of the window frame and center line of the shutters. (P2)
- Using a ruler to assist you, open the door along the doorway frame on the right side. (P3)
- Using a ruler to assist you, open the window shutters along the window frames on the left and right side. (P4)




P1



P2



P3



P4

Main Page (inside of house)


- Adhere double-sided adhesive foam dimensionals to the edges and corners of the Main Page (inside of house). (P5)
- Run glue onto the staff on the Yisra'elite man's hand and place a twig onto the glue. (P6a, P6b)
- Allow to dry.



P5



P6a




P6b

Instructions for the Notebook Page cont'd:

Creating the Window Shutters

- Using scissors, cut 6 small craft sticks to 3". (P7)
- Using a gold permanent marker, color the 6 craft sticks. (P8)
- Using a thin black permanent marker, add wood grain lines to the craft sticks. (P9)



P7



P8



P9

Hebrew Words

- On the inside of the door write: (P10)

- 1) **Pesach** 2) **פסח** 3) **Passover**

- On the inside of both of the window shutters write: (P11)

- 1) **Seh** 2) **שה** 3) **Lamb**
- 1) **Maror** 2) **מרר** 3) **Bitter Herbs**



P10



P11




P12

- Above the Passover symbols write: (P12)


- 1) **Matzot** 2) **מצות** 3) **Unleavened Bread**

Finishing the Shutters

- Run a glue stick on each of the 6 shutters and place the wood craft sticks onto the glue. (P13a, P13b)
- Allow to dry. (P14)



P13a



P13b




P14



P15

Finishing the Notebook Page

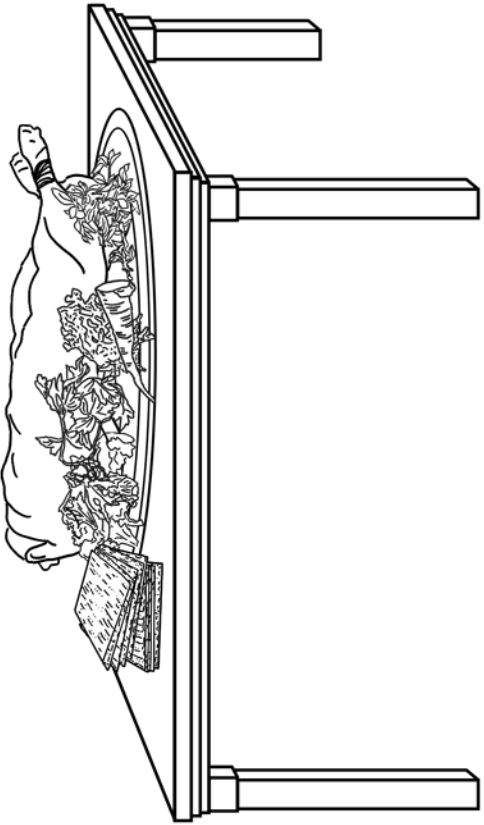
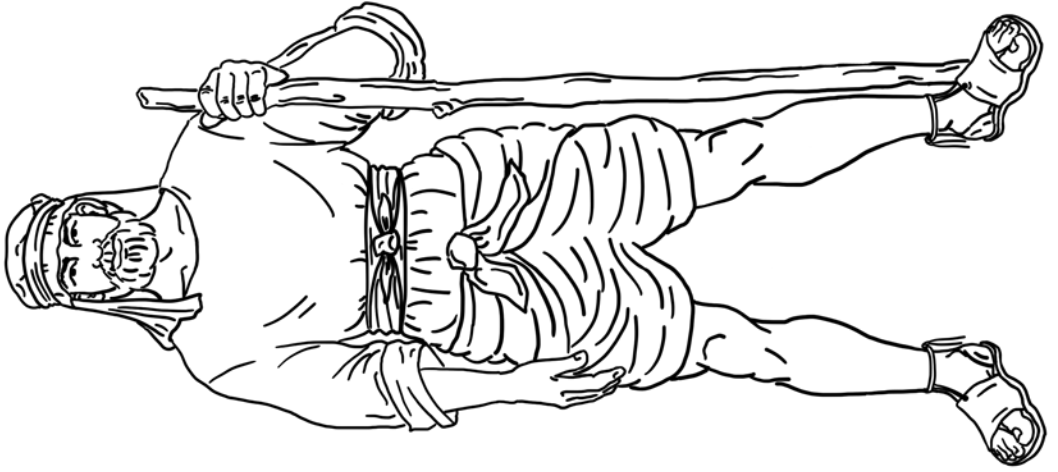
- Place the Main Page (Outside of House) over the Main Page (Inside of House), making sure to line up all edges. (P15)
- Using red puffy paint, apply to the doorposts and doorway to create a 'chai.' (P16)
- Allow to dry.
- Your Notebook Page is now complete and you are able to open and shut the door and window shutters.





P16

This is a visual representation of the last night that the Yisra'elites spent in Mitsrayim as they celebrated the very first Passover with all the required symbols they were to prepare and eat as well as how they were to dress.





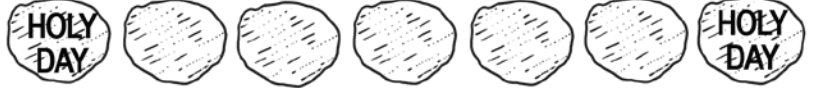




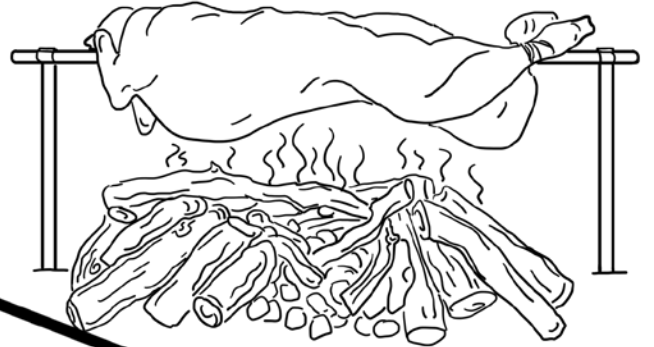



ABIB/NISAN

DAY 1 DAY 2 DAY 3 DAY 4 DAY 5 DAY 6 DAY 7



15th 16th 17th 18th 19th 20th 21st



אֶסְאֵלְכֶם

"Pesach/Chag HaMatzot"
Passover/Days of Unleavened Bread

אֶנְדְּבֶנְךָ

Sweetness of Torah

SWEET SOUNDS OF TORAH

(Sing Praises to His Name)

Here is the link for this song:

https://www.podomatic.com/podcasts/steveberkson/episodes/2017-04-05T04_53_34-07_00

Mah Nishtanah

Question 1: (On this night, why do we only eat matzah?)

Question 2: (On this night, why do we only eat bitter herbs?)

Question 3: (On this night, why do we dip twice?)

Question 4: (On this night, why do we recline?)

Mahnish-ta-nah, Ha-lai-lah Hazeh
Mi-kol Ha-lai-lot, Mi-kol Ha-lai-lot

She-be-chol Hal-lei-lot, A-nu Och-lin
Cha-me-itiz U'mat-zah, Cha-me-itiz U'mat-zah

Ha-lai-lah Ha-zeh, Ha-lai-lah Ha-zeh, Ku-lo, Ma-tzah
Ha-lai-lah Ha-zeh, Ha-lai-lah Ha-zeh, Ku-lo, Ma-tzah

She-be-chol Hal-lei-lot, A-nu och-lin
Sh'-ar Y'-ra-kot, Sh'-ar Y'-ra-kot

Ha-lai-lah Ha-zeh, Ha-lai-lah Ha-zeh, Ma-ror, Ma-ror
Ha-lai-lah Ha-zeh, Ha-lai-lah Ha-zeh, Ma-ror, Ma-ror

She-be-chol Hal-lei-lot, Ein A-nu Mat-bi-lin
A-fil-u Pa'am E-chat, A-fil-u Pa'am E-chat

Ha-lai-lah Ha-zeh, Ha-lai-lah Ha-zeh, Sh'-tei, F-a-mim
Ha-lai-lah Ha-zeh, Ha-lai-lah Ha-zeh, Sh'-tei, F-a-mim

She-be-chol Hal-lei-lot, A-nu Och-lin
Bein Yosh-vin U-vein M'su-bin, Bein Yosh-vin U-vein M'su-bin

Ha-lai-lah Ha-zeh, Ha-lai-lah Ha-zeh, Ku-la-nu, M'-su-bin
Ha-lai-lah Ha-zeh, Ha-lai-lah Ha-zeh, Ku-la-nu, M'-su-bin



Here is the link for this song:

https://www.podomatic.com/podcasts/steveberkson/episodes/2026-03-04T06_53_25-08_00

The Frog Song

One morning when Pharaoh awoke in his bed
There were frogs on his bed, and frogs on his head
Frogs on his nose and frogs on his toes
Frogs here, frogs there...
Frogs were jumping everywhere.
(Repeat)



Here is the link for this song:

https://www.podomatic.com/podcasts/steveberkson/episodes/2026-03-04T06_55_35-08_00

The Building Song

Bang, bang, bang - Hold your hammer low
Bang, bang, bang - Give a heavy blow
For its work, work, work - Every day and every night
For its work, work, work - When its dark and when its light

Dig, dig, dig - Dig your shovels deep
Dig, dig, dig - There's no time for sleep
For its work, work, work - Every day and every night
For its work, work, work - When it's dark and when it's light



Here is the link for this song:

https://www.podomatic.com/podcasts/steveberkson/episodes/2026-03-04T06_56_31-08_00

Listen King Pharaoh

Oh listen, Oh listen, Oh listen King Pharaoh
Oh listen, Oh listen, Please let my people go
They want to go away
They work so hard all day
King Pharaoh, King Pharaoh
What do you say?
"No, No, No, I will not let them go
No, no, no, I will not let them go"

(Repeat)



SWEET TASTE OF TORAH

This snack relates to this week's lesson. Please take these as suggestions and make necessary changes based on your individual dietary needs.

Unleavened Bread

Exodus 12:34, 39



Ingredients:

(Makes about 12 pieces)

- 1 c. cold water
- 2 Tbsp. vegetable oil
- $\frac{1}{4}$ c. honey
- $1\frac{1}{2}$ tsp. salt
- 3 Tbsp. softened butter
- 1 egg
- 5 c. flour (we used white)

Instructions:

Preheat oven to 400°F. Mix all above ingredients except for the flour. Slowly add the flour. Knead until the bread is elastic.

Oil your hands, then shape balls of the dough in the same way that you shape hamburger patties. Then poke holes in them with a fork as you see in matzah.

Grease the pan and place the bread on it.

Bake at 400°F for 10-12 minutes, or until golden brown around the edge.