

Tazria/Metzora

"She Conceives" & "One Being Diseased"

Leviticus 12:1 - 13:59 & Leviticus 14:1 - 15:33
Katan Aleph



In This Edition:

27.1 & 28.1 - Unclean, Unclean
Leviticus 12 - 14



Table of Contents

Parsha Pearls is a comprehensive resource that allows for complete customization by the parent. We understand that if you were to strive to accomplish all aspects of each lesson in one day it would be unrealistic and also overload for the child. It is our intention that this be used 'a la carte' so that it suits your specific needs. Our site caters to printing only the pieces you choose.

This page will provide quick links to get to the portion of the document for which you are looking. When you hover over the title a finger will appear. Click on it and you will be taken directly to that page.

If you are new to Parsha Pearls, we have created an [Introduction](#) document outlining how to use our lessons, as well as a [Scriptural Inspiration](#) document, which explains our titles and the Scriptural inspiration for them. We pray that Parsha Pearls blesses your home and that your children will grow to love the Word and to never depart from keeping Torah. As always, feel free to email us at parshapearls@mtoi.org if you have any questions.

Gem Seeking (The Main Lesson)	3
➤ Little Gems Story (Story for Younger Children)	3
➤ Little Gems Story Characters	6
Counting What You Gained (Worksheets)	14
➤ Storing Up Treasure in My Heart (Memory Verse)	14
➤ Seeking Treasure (Questions from the Parsha)	16
➤ Word Search	17
➤ Maze	18
Precious Possessions (Arts & Crafts)	19
➤ Craft	19
➤ Coloring Page	22
Sweetness of Torah	23
➤ Sweet Sounds of Torah (Song Corresponding to the Parsha)	23
➤ Sweet Taste of Torah (Snack Corresponding to the Parsha)	24
Next Week's Treasure Hunt (Looking Ahead to Next Week's Parsha)	25



Gem Seeking

LITTLE GEMS STORY

Parent/Teacher Preparation:

Please see the [Instructions for the Little Gems Story](#) on the YMTOI website. This will help you to understand how to prepare for the story.

Unclean, Unclean!

Shalom children! Boy, there is so much to learn about clean and unclean things, and there are so many rules to learn too! Of course, the priests were in charge of making sure people knew the rules. They also had jobs to do that had them traveling and working day and night. It was a good thing Yahweh chose the whole tribe of Lewi to take care of all the priestly duties. **(Place priest on board.)**

Now, we have already said that being unclean didn't really mean you were dirty, or that you had done something bad and had to ask for forgiveness. It was just a way for Yahweh to make a difference between things that were set apart only for Him and the things that were not allowed to touch those set-apart things. Clean things simply had a different purpose from unclean things, like the animals that we could eat and the ones we could not eat. And if you became unclean, you didn't stay that way forever. Today we are going to cover a few of the things that made people unclean. And we will talk about some ways that Yahweh used to show people they might be doing something they shouldn't without even realizing it.

The first thing we will cover is a mommy who just had a baby. Now, many of you may have a little brother or sister. You may have even just seen a lady with a big belly who was carrying a baby, like this lady. **(Place pregnant woman on board.)** Well, having a baby is not a bad thing. Yahweh loves babies! He told the very first man, Adam, and very first woman, Hawwah, to have babies. But for a mommy who just had a baby, Yahweh had rules about when she could come into the temple again. She could still worship Yahweh, but for many days after having the baby, the mommy needed to rest and take care of the baby. Yahweh wanted them to stay home to do that. They could still sing praises to Yahweh and pray to Him, but for several days they needed to do it from home and NOT at the temple. **(Place mom with newborn baby in her house on board.)** Now, this was a great time for mommies to sing to their babies so that when they were first brought to the temple, they wouldn't get scared with all the noise.

The first time the mommy could go to the temple again, she brought some gifts for sacrifices to Yahweh. Remember that we talked before about sacrifices? Well, Yahweh knew some people had more wealth than others, and He said that those who had a lot had to bring a one-year old lamb and a pigeon or turtledove. **(Place sacrifice on board.)** But if they weren't wealthy enough to have lambs, they could bring 2 turtle doves or 2 pigeons. **(Place birds on board.)**



The next thing that Yahweh had rules about was when a person developed bumps or rashes on their body. **(Place man with infection and man with rash on board.)** These were not any old bumps like you may have from a bug bite. And they were not like chicken pox bumps that you could catch from someone else who had it.

They were more like when you have a scab or like when the Mitsrites got boils all over their bodies. **(Place Mitsrite family with bumps on board.)** These were bumps that Yahweh put on there, so they were no accident. We call these bumps tzara'at. Why would Yahweh put bumps on someone? He may have put the bumps there to get someone's attention, or it might be really just a bug bite or something else. In any case, just to be safe, they had to go to the priest and let him check the bump to make sure it was okay.

Now there were rules the priest had to be careful to follow. They couldn't just look at someone's bump and make a decision on the spot. They had to inspect it for color, texture, and even watch to see if the one bump turned into more bumps. **(Place priest looking at man with bumps on board.)** The doctor does the same thing if you get sick, and your mom and dad ask him to check to see if you are getting better or not. **(Place doctor examining child's throat on board).**

In Yisra'el, the person would sometimes have to go in a room and not come out for a whole week. Sometimes he had to do this twice. **(Place man looking out of a house window on board.)** Man was that boring! But no matter, you had to do exactly what the priest said. Sometimes the person got to hear the priest say, "You are clean, go home," but sometimes they didn't get such good news. If they were told it was tzara'at, they had to leave their house and go live outside of the area where everyone else lived. **(Place unclean man by small tent far from house on board.)** The man had to cover his mouth, tear his clothes, and yell, "Unclean, Unclean!" if anyone came near. **(Place man saying, "Unclean, Unclean," on board.)**

Now another thing that could happen is that a person may become bald headed. Being bald headed is not a sin either, or a sign that someone has done something bad. In fact, there are many men walking around who are bald headed and are just fine. But if a person got an infection on his head or forehead, then the priest had to check it out to make sure it was not tzara'at. **(Place bald man with infection on forehead on board.)** Like the other person with tzara'at, he also had to go live away from everyone. The same thing happened if there was an infection that got in their hair or their beards. But if they were okay after the priest checked twice, the person only had to wash their clothes and then they could go home. **(Place man washing clothes in basin on board.)**

(Remove all images from board.)



Now, people were not the only things that could get tzara'at. Clothes and houses could get it too. Let's start with clothes. Wool, linen, and leather could also get tzara'at. For the clothes, if a person saw that there were green or red spots on the garment or on something made of leather, like maybe their shoes or their belts, they took it to the priest to check it. **(Place tunic with spots on board.)** Man, those people sure hoped the priest would say it was okay. But before the priest could say it was okay or not, he had to lock up the item for a week. After a week, if there were more spots it was tzara'at. But if not, they had to wash it and then wait another week so the priest could check it again. If it stayed clean, then it was just a dirty garment that apparently needed extra washing. Maybe it was just someone who spilled some juice on it and didn't want anyone to know. But if the garment showed new spots or didn't look any better, then the priest would say it was unclean and they had to burn it. Man oh man, I hope it wasn't someone's favorite tunic! But no matter, once the priest made his decision it had to be followed. **(Remove tunic with spots from board.)**

Now for the house. Obviously they couldn't bring the house to the priest. So the priest would have to travel to the house in order to check it out if there were green or red spots on the bricks. **(Place house with infected bricks on board.)** Then the infected bricks had to be taken out and replaced with new bricks. **(Place repairing stones house scene on board.)** All the furniture had to be taken outside **(place furnishings outside home on board)** and the family would have to leave their home and sleep somewhere else until the priest looked at the house again.

Now, that may have seemed like fun getting to spend a week away from home, but for the mommies and the daddies that was a lot of work. What's more, maybe they had to spend money to stay in a lodge until the priest said they could go home. Worst of all, if the new bricks had become infected, the whole house had to come down. **(Place men demolishing stone house on board.)** No joke, every brick had to be knocked out! Down came the doors and the windows, and it all had to be carried to a place far from where the people lived. **(Place pile of stones and rubble on board.)** And now that family had to build a new house! And not only that, but if anyone had slept in the old house, they were unclean until that evening.

Now, just like the mommies having babies, the people who had been unclean had to wait until they were clean again in Yahweh's eyes before they could bring sacrifices to the temple once more. There were a lot of rules that the priest and the person had to follow to make sure they became clean in Yahweh's eyes. But it was all Yahweh's way of protecting the people and teaching them to always be careful and to trust the priests to help them get through a rough situation. Yahweh always looks out for His people, even when we don't know we are doing something wrong. Isn't it caring and loving of Yahweh to protect us? **(Place caring emoji on board.)**

Well children, we have come to the end of our story for today. We will see you next week for another exciting Little Gems story!


Pile of stones and rubble



Doctor examining child's throat



Unclean man by small tent far from house



Birds



Mitsrite family with bumps



House with infected bricks




Bald man with infection on forehead




Pregnant woman



Tunic with spots



Sacrifice



Priest looking at man with bumps



Man looking out of a house window



Mom with newborn baby in her house





Priest



Men demolishing stone house



Man with infection and man with rash



Repairing stones house scene

Furnishings outside home



Man washing clothes in basin



Man saying, "Unclean, Unclean"

Caring emoji



Pile of stones and rubble




Doctor examining child's throat




Mitsrite family with bumps



Unclean man by small tent far from house



Birds



House with infected bricks






Bald man with infection on forehead



Pregnant woman



Tunic with spots



Sacrifice



Priest looking at man with bumps



Man looking out of a house window




Mom with newborn baby in her house






Priest



Men demolishing stone house




Man with infection and man with rash




Repairing stones house scene

Furnishings outside home



Man washing clothes in basin



Man saying, "Unclean, Unclean"

Caring emoji

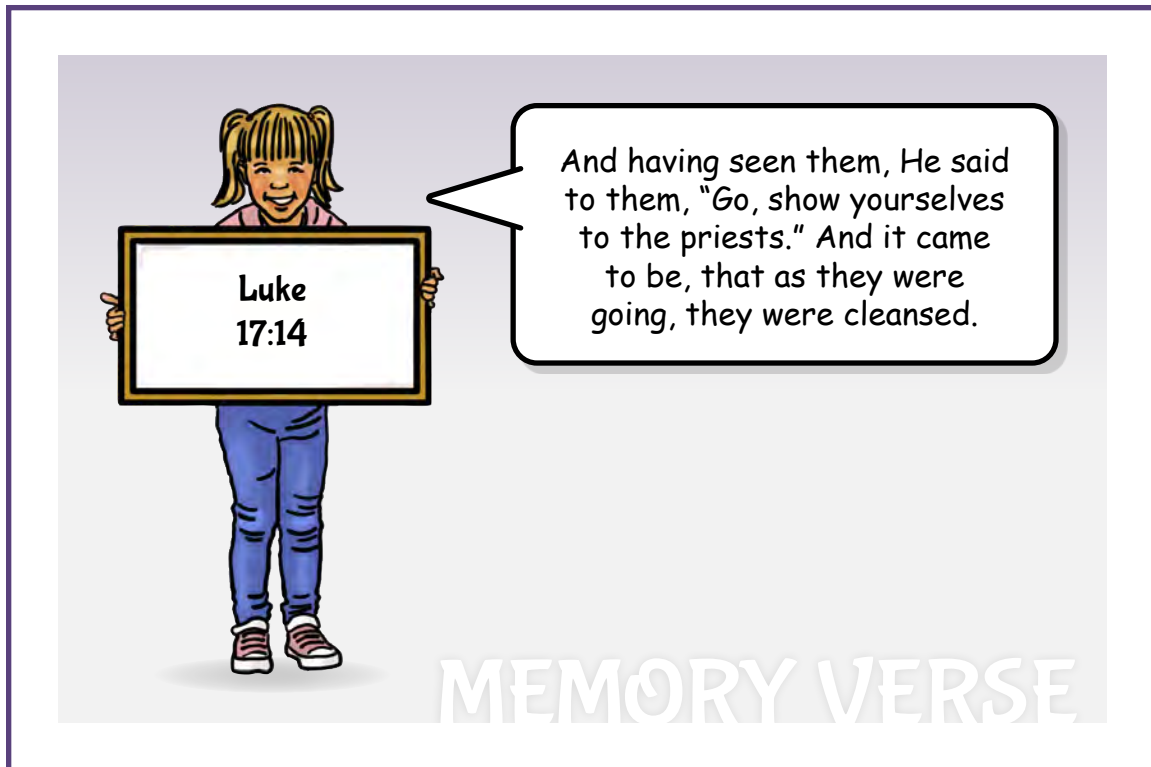


Counting What You Gained

This next section is intended to be reinforcement of the lessons learned during this parsha. Choose the activities that best fit your child.

STORING UP TREASURE IN MY HEART

The Katan Aleph memory verse for this Torah portion is Luke 17:14. If they have not already done so, begin to help them to memorize the verse. Be creative and try acting it out, or putting it to music.



Use this space to draw a picture of the verse memorized.



Use this space to write out the verse memorized.



SEEKING TREASURE

Circle the correct choices.

1. How many days was a woman unclean after having a baby boy? (12:1)



2. How many days was a woman unclean after having a baby girl? (12:5)



3. Who was a person to go to if they had any swelling, scab, or a bright spot on their skin? (13:2)



4. If a person is unclean, what would the priest have them do to not spread it? (13:31, 46)




5. Where else can tzara'at appear? (13:47; 14:34)



WORD SEARCH

Search for the hidden words from this week's parsha.



LOOK

WASH

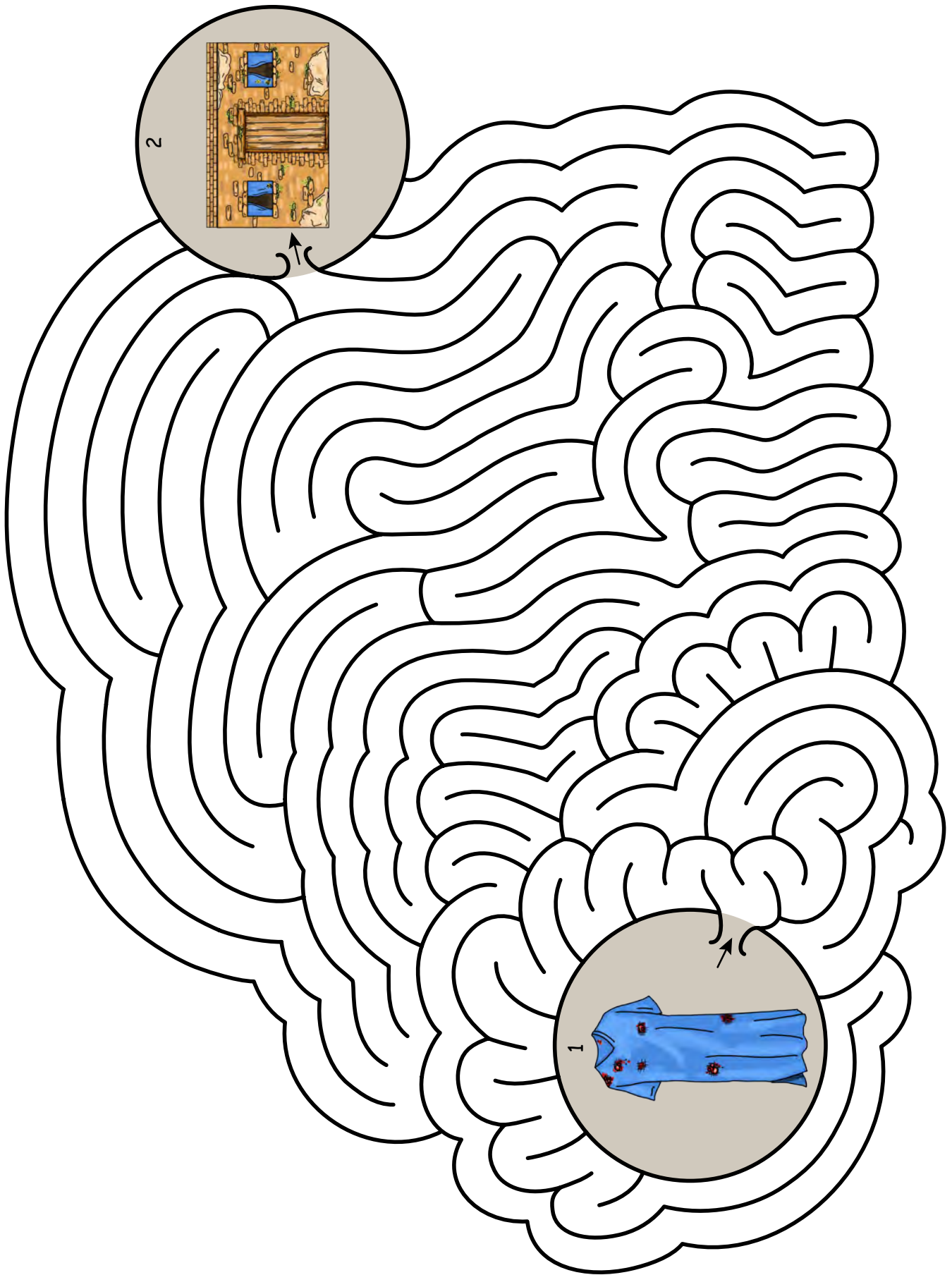
BURNT

EAR

POURS



MAZE



Precious Possessions

CRAFT

Materials:

- Cardboard
- Ribbon - 5/8" any light color except red or green; 1/8" red & green
- Ruler
- Safety pin
- Double-sided adhesive tape
- Clear tape
- Scissors

Parent/Teacher Preparation:

- Cut a piece of cardboard 4" X 4".
- Cut 12 pieces of 5/8" color of choice ribbon 6" long.
- Cut 1-2 pieces of 1/8" red ribbon 6" long.
- Cut 1-2 pieces of 1/8" green ribbon 6" long.

Leprous Garment

Leviticus 13:47-49




Instructions for the Craft:

- Stage the 6 pieces of ribbon horizontally on the square cardboard. (P1)
- Lay the remaining 6 pieces of ribbon vertically over the horizontal pieces on the square cardboard. (P2)
- Make sure that there are minimal gaps between the pieces.

Laying the Ribbon Horizontally


- Place double-sided adhesive tape along each edge of the cardboard square. (P3a)
- Remove paper backing from each adhesive piece. (P3b)
- Starting at the bottom, lay the 6 ribbons strip ends over the adhesive. (P4a, P4b)



P1



P2



P3a



P3b



P4a



P4b

Instructions for the Craft Cont'd:

- Bring each ribbon strip over to the front side of the cardboard and lay the ends onto the adhesive tape on the back side. (P5a, P5b, P5c)
- Cut off any excess ribbon. (P6)
- Flip the cardboard over to make sure the front is nice and taut. (P7)



P5a



P5b



P5c

Laying the Ribbon Vertically

- Cut 2 pieces of double-sided adhesive tape to lay over the ribbon. Remove paper backing from adhesive. (P8a, P8b)
- Lay the end of one ribbon strip over the tape on the back side. Repeat for the remaining ribbon pieces. (P9a, P9b)
- Flip the cardboard to the front and lay out the ribbon. (P10)




P6



P7



P8a



P8b



P9a



P9b



P10

Instructions for the Craft Cont'd:

- Starting with the bottom piece, start weaving in between the horizontal ribbon. Alternate each row with over-under and under-over weaving. (P11a, P11b, P11c)
- Cut any excess ribbon. (P12)
- Flip cardboard over to the front. (P13)


Adding the Tzara'at

- Using a safety pin attached to one of the thin ribbons, start weaving in between the ribbon pieces. (P14a, P14b)
- Repeat for 2nd ribbon color. (P15a, P15b)
- Repeat steps if you are adding more ribbon.


Finishing the Craft

- Flip the cardboard piece over and tape the ends to the back to secure. (P16a, P16b)

You now have visual representation of a piece of fabric that has red and green in the warp and weft depicting tzara'at or uncleanness.




P11a



P11b



P11c



P12



P13



P14a



P14b




P15a



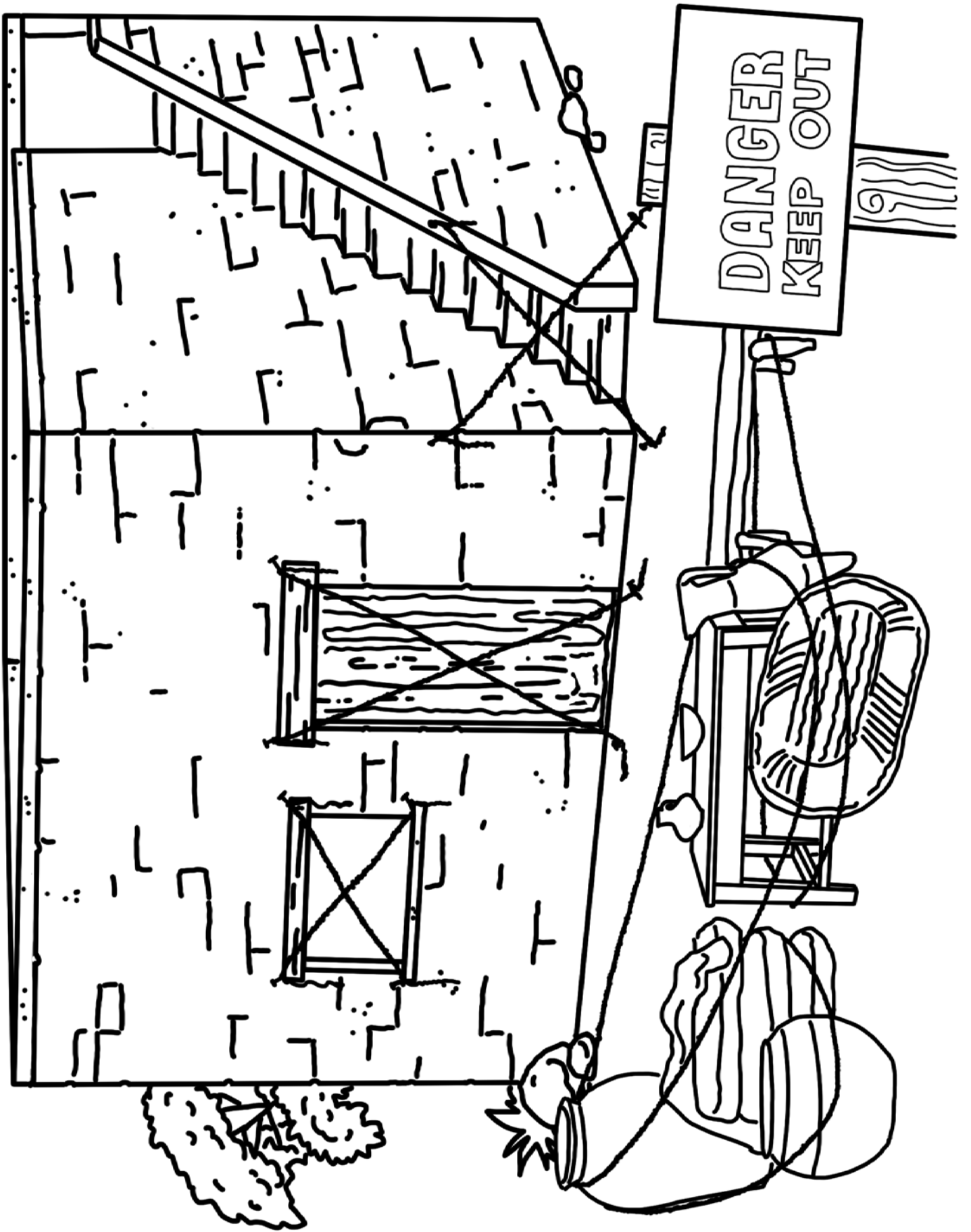
P15b



P16a



P16b



Sweetness of Torah

SWEET SOUNDS OF TORAH

(Sing Praises to His Name)

Here is the link for this song:

https://www.podomatic.com/podcasts/steveberkson/episodes/2017-04-23T05_05_01-07_00

Sing to tune of *Old MacDonald Had A Farm*

Tazria, Tazria

Tazria, Tazria

Oy Vey, OH!

Tazria, Tazria

Oy Vey, OH!

With a spot-spot here and a spot-spot there
Here a spot, there a spot, everywhere a spot-spot

Tazria, Tazria Oy Vey, OH!



SWEET TASTE OF TORAH

This snack relates to this week's parsha. Please take these as suggestions and make necessary changes based on your individual dietary needs.

Tzara'at House

Leviticus 14:37



Ingredients:

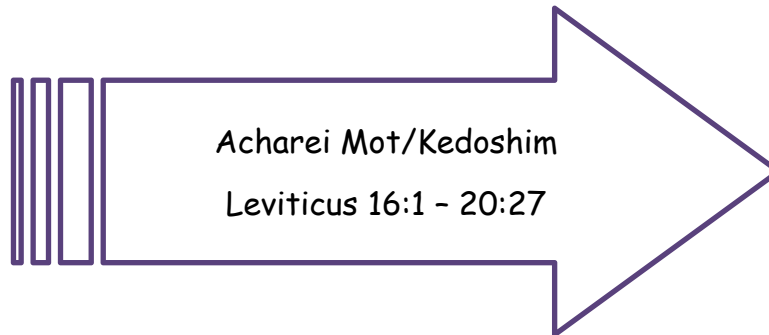
- Chocolate bars
- Red and green gel icing

Instructions:

Arrange your chocolate pieces to resemble a house and decorate with red and green gel icing to represent green and red plague on the walls.

Next Week's Treasure Hunt

Next Week's Torah Portion



Suggested Reading Schedule

Monday:	Lev. 16	Yom HaKippurim/Day of Atonements
Tuesday:	Lev. 17	Torah regarding slaughterings, blood and carcass
Wednesday:	Lev. 18	Torah regarding abominable practices
Thursday:	Lev. 19	Torah regarding charges, commands and right-rulings
Friday:	Lev. 20	Torah regarding charges, commands and right-rulings