

Tazria/Metzora

"She Conceives" & "One Being Diseased"

Leviticus 12:1 - 13:59 & Leviticus 14:1 - 15:33

Katan Bet/Gadol



In This Edition:

27.1 & 28.1 - Unclean, Unclean
Leviticus 12 -14



Table of Contents

Parsha Pearls is a comprehensive resource that allows for complete customization by the parent. We understand that if you were to strive to accomplish all aspects of each lesson in one day it would be unrealistic and also overload for the child. It is our intention that this be used 'a la carte' so that it suits your specific needs. Our site caters to printing only the pieces you choose.

This page will provide quick links to get to the portion of the document for which you are looking. When you hover over the title a finger will appear. Click on it and you will be taken directly to that page.

If you are new to Parsha Pearls, we have created an [Introduction](#) document outlining how to use our lessons, as well as a [Scriptural Inspiration](#) document, which explains our titles and the Scriptural inspiration for them. We pray that Parsha Pearls blesses your home and that your children will grow to love the Word and to never depart from keeping Torah. As always, feel free to email us at parshapearls@mtoi.org if you have any questions.

Pearl Seeking (The Main Lesson)	3
➤ Treasuring His Word (Overview of the Parsha)	3
➤ Parsha Points (Main Lesson Content)	3
➤ Digging Deeper (Thought Provoking Questions)	6
Searching Out Hebrew (Reading & Writing)	7
➤ Words	7
➤ Numbers	7
➤ Word Match	8
➤ Flashcards	9
➤ Writing Hebrew	10
Counting What You Gained (Worksheets)	11
➤ Storing Up Treasure In My Heart (Memory Verse)	11
➤ Seeking Treasure (Questions from the Parsha)	13
➤ Word Search	15
➤ Crossword Puzzle	17
➤ Maze	19
Precious Possessions (Arts & Crafts)	20
➤ Notebook Page	20
➤ Coloring Page	27
Sweetness of Torah	28
➤ Sweet Sounds of Torah (Song Corresponding to the Parsha)	28
➤ Sweet Taste of Torah (Snack Corresponding to the Parsha)	29
Next Week's Treasure Hunt (Looking Ahead to Next Week's Parsha)	30



Pearl Seeking

TREASURING HIS WORD

Let's do a quick overview of the entire Torah portion:

Monday:	Lev. 12	Torah regarding childbirth
Tuesday:	Lev. 13:1-46	Torah regarding skin conditions
Wednesday:	Lev. 13:47-59	Torah regarding infection in garments
Thursday:	Lev. 14	Torah regarding cleansing of leper
Friday:	Lev. 15	Torah regarding discharges and emissions

In this week's Parsha Pearls lesson, we will be dealing with some mature content regarding all sorts of impurity. Therefore YMTOI will provide an overview of Torah protocol for cleansing of impurities, whether on man, garment or house. We leave it up to the parent to decide what content to read and discuss.

Parents and Teachers: we will be talking about the condition of tzara'at which is defined as leprosy but it is NOT leprosy as we recognize it. This is a physical manifestation of a spiritual sin that not only occurs on a man's body, but in the hair on the head and beard and also can appear on one's garment and house.

Please note this when teaching these chapters this week. Now, let's read Lev. 12-14.

PARSHA POINTS

Yahweh spoke to Mosheh saying:

Torah Regarding Childbirth - Chapter 12

- A woman who has given birth to a male child will NOT touch or come into that which is set-apart for 40 days (7 days + 33 days) - 12:1, 4
- On the eighth day the male child shall be circumcised - 12:3
- A woman who has given birth to a female child shall NOT touch or come into that which is set-apart for 80 days (14 days + 66 days) - 12:5
- After the days of her purification, she is required to bring 2 offerings to the priest at the Tent of Meeting (12:6):
 - a burnt offering - a lamb a year old
 - a sin offering - a young pigeon or turtledove
- If she is unable to bring a lamb as a burnt offering, then she may bring 2 young pigeons and 2 turtledoves; one is for the burnt offering and the other is for the sin offering - 12:8
- The priest shall then bring her offerings before Yahweh to make atonement for her, thus completing her days of purification - 12:7



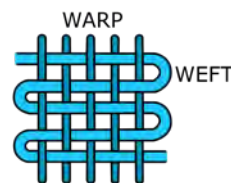
Torah Regarding Skin Conditions Leading to Leprosy - Chapter 13:1-46

- A person must be brought before Aharon or one of his sons the priests if he discovers any of the following on his skin:
 - a swelling, scab, or a bright spot that becomes a leprous infection - 13:2, 38-39
 - raw flesh following a leprous infection - 13:14-16
 - a boil on the skin - 13:18-19
 - a burn that becomes a bright spot - 13:24-25
 - an infection on the head or beard - 13:29-30
 - a reddish-white outbreak on a bald head - 13:42-43
- The priest will follow the Torah Yahweh outlined for all these cases to determine whether the person is clean or unclean - 13:2-46
- A leper must (13:45-46):
 - tear his garments
 - uncover his head
 - cover his upper lip
 - cry out, "Unclean, Unclean!"
 - dwell alone, outside the camp (**machaneh**)



Torah Regarding Infection in a Garment - Chapter 13:47-59

- Any leprous infection in garments made out of the following materials must be examined by the priest (13:47-49):
 - linen, warp or weft of linen (**pishtim**)
 - wool, warp or weft of wool (**tsemer**)
 - leather, any leather object
- The priest shall inspect any garment with reddish or greenish colored spots - 13:49
- In all these cases, the priest shall follow the Torah which Yahweh outlined in order to pronounce whether it is clean or unclean - 13:49-59



Torah Regarding Cleansing for one Cleared of Leprosy - Chapter 14:1-32

- The priest shall go out of the camp to examine one who had leprosy (**tzara'at**), in order to determine if they are healed from their infection - 14:1-3
- In all these cases, the priest shall follow the Torah Yahweh outlined regarding required cleansing and offerings before he may declare the infected one clean - 14:2-32



Torah Regarding a Plague of Leprosy that Yahweh puts on the House - Chapter 14:34-53

- If one suspects they have leprosy in their house, the one who owns the house shall come and inform the priest - 14:35
- The priest shall then (14:36-48):
 - command that the house be emptied so that the whole house is not made unclean - 14:36
 - look at the plague to see if there are sunken places that are greenish or reddish in color deep in the wall - 14:37
 - go out of the house and shut it up for 7 days - 14:38
 - come back after 7 days and see if the plague has spread on the walls of the house - 14:39
 - command that the stones with the plague in them be removed and thrown outside the city, to an unclean place - 14:40
 - let the house with the plague be scraped and the dust poured outside the city, to an unclean place - 14:41
 - have new stones replace the stones that were taken out of the unclean house and have mortar to plaster the house - 14:42
 - pronounce that the house has active leprosy and is unclean if the plague comes back after the stones are replaced - 14:43-44
 - have the house that is pronounced unclean be demolished and its stones, timber, and plaster brought outside the city, to an unclean place - 14:45
- However, if the priest determines that the plague has not spread in the house after it was plastered, the house shall be pronounced clean - 14:48
- In all these cases, the priest shall follow the Torah Yahweh outlined regarding required cleansing and offerings before he may declare the infected house clean - 14:36-53



DIGGING DEEPER

Parents/Teachers may choose to use these prompts for further discussion of the Torah portion.

- Why do you think the people had to come to the priest for all these conditions? Do you think these manifestations were more of a spiritual ailment than a medical one?
- Notice that Yahweh requires that the unclean be quarantined or separated from the rest of the community. Discuss why set-apartness is significant to Yahweh. Discuss why cleanliness is important and how it keeps us safe.
- Read the story of Na'aman the leper. (2 Kings 5)
- Can you recall a brother and sister who were given leprosy by Yahweh for a time period? (Ex. 4:6; Num. 12:10)
- Discuss tzara'at and its connection to hidden sin and Yahweh exposing it. Discuss its progression from man to cloth to house.
- How would we act differently if we knew that our sins would come back to us in the form of a skin condition, in our clothes or our homes for everyone to see?
- Find verses in the New Testament that talk about Yeshua healing those with leprosy and what His command to them always was (hint: has to do with priest).



Searching Out Hebrew

Parents/Teachers can print out the '[Hebrew Pronunciation Guide](#)' to help with the pronunciation of Hebrew names and words. They can be cut out and used in conjunction with the Flashcards.

WORDS

Parents/Teachers see the following page for 3 x 5 card cut outs of the words from this week's parsha. If printed on card stock, they can be kept in a box to reinforce learning.

Tzara'at ([צִרְעָת](#)) - leprosy/skin, head or beard, garment and house plague

Machaneh ([מַחֲנֶה](#)) - camp

Tsemer ([צֶמֶר](#)) - wool

Pishtim ([פִּשְׁתִּים](#)) - linen

NUMBERS

Parents/Teachers can print out these numbers to have as additional resources. These can be found under the 'Resources' tab on the YMTOI website.

1 - achat

2 - shtayim

7 - sheva

8 - shmoneh

40 - arba'im

80 - shmonim

WORD MATCH

Match this week's Hebrew words to their correct definition.

Machaneh

Camp

Pishtim

Leprosy

Tzara'at

Linen

Tsemer

Wood



FLASHCARDS

מחנה

Machaneh

Mach-a-neh

camp

פשתים

Pishtim

Pish-tim

linen

צרעת

Tzara'at

Tza-ra-at

leprosy/skin, head or beard,
garment & house plague

צמר

Tsemer

Tse-mer

wool

WRITING HEBREW

Machaneh (camp)

מחנה

Hey Nun Chet Mem
 מ ח נ ה

Tzara'at (leprosy/skin, head or beard, garment & house plague)

צרעת

Tav Ayin Resh Tsade
 צ ר ע ת

Pishtim (linen)

פשתים

Mem Sofit Yud Tav Shin Pey
 פ ש ת י ם

Tsemer (wool)

צמר

Resh Mem Tsade
 צ מ ר




Counting What You Gained

This next section is intended to be reinforcement of the lessons learned during this parsha. Choose the activities that best fit your child.

STORING UP TREASURE IN MY HEART

The Katan Bet and Gadol memory verse is Matthew 8:2-4. You can review the verse with them by reciting it out loud, acting it out, putting it to music...whatever works for you.



Matthew
8:2-4

And see, a leper came, and bowed before Him, saying, "Master, if You desire, You are able to make me clean." And stretching out His hand Yeshua touched him, saying, "I desire it. Be cleansed!" And immediately his leprosy was cleansed. And Yeshua said to him, "See, mention it to no one. But go your way, show yourself to the priest, and offer the gift that Mosheh commanded, as a witness to them."

MEMORY VERSE

SEEKING TREASURE


1.



After giving birth to a boy, how many days total was a woman NOT allowed to be near whatever is set-apart?

(12:2, 4)


2.



After giving birth to a girl, how many days total was a woman NOT allowed to be near whatever is set-apart?

(12:5)

3.



When the children of Yisra'el had any skin condition, who did they go to see?

(13:2)

4.



When someone was pronounced a leper, what did they shout out?

Circle the correct choice.

Stay away from me! Caronavirus!

Unclean, Unclean!

(13:45)

5.



If someone was diagnosed with leprosy, where did they live for as long as they had the disease?

Circle the correct choice.

hospital outside the camp

with their parents cave

(13:46)

6.



Regarding infection in a garment, what kinds of material did the priest have to examine?


Circle the correct choices.

wool polyester cotton

linen spandex leather

(13:47-48)

7.




What was one of the priest's jobs in regard to leprosy in a wool, linen or leather object?

To pronounce it _____ or
to pronounce it _____.

(13:59)

8.



What places or things did the priest have to examine to determine whether something had infection or not?

Circle the correct choices.

person garments animals

food house

(13:2, 53, 14:35)

9.



How did a plague in a house manifest itself?

Circle the correct choices.

red, white or blue in color

sunken places

protruding places

green or red in color

(11:44a)

10.




What is the Hebrew word for infection of leprosy in a man, garment or house?

(14:57)



WORD SEARCH

Search for the hidden words from this week's parsha.




WOMAN
 CONCEIVED
 BIRTH
 SEPARATION
 CLEANSING
 SWELLING
 SCAB

BRIGHT SPOT
 BOIL
 BALD
 LEPROUS INFECTION
 UNCLEAN
 WOOLEN GARMENT
 WARP

WEFT
 LEATHER
 HOUSE
 PLAGUE
 REDDISH
 GREENISH
 TORAH



Answer Key



WOMAN
 CONCEIVED
 BIRTH
 SEPARATION
 CLEANSING
 SWELLING
 SCAB


BRIGHT SPOT
 BOIL
 BALD
 LEPROUS INFECTION
 UNCLEAN
 WOOLEN GARMENT
 WARP

WEFT
 LEATHER
 HOUSE
 PLAGUE
 REDDISH
 GREENISH
 TORAH



CROSSWORD PUZZLE

Complete the crossword using words from this week's parsha.



Down

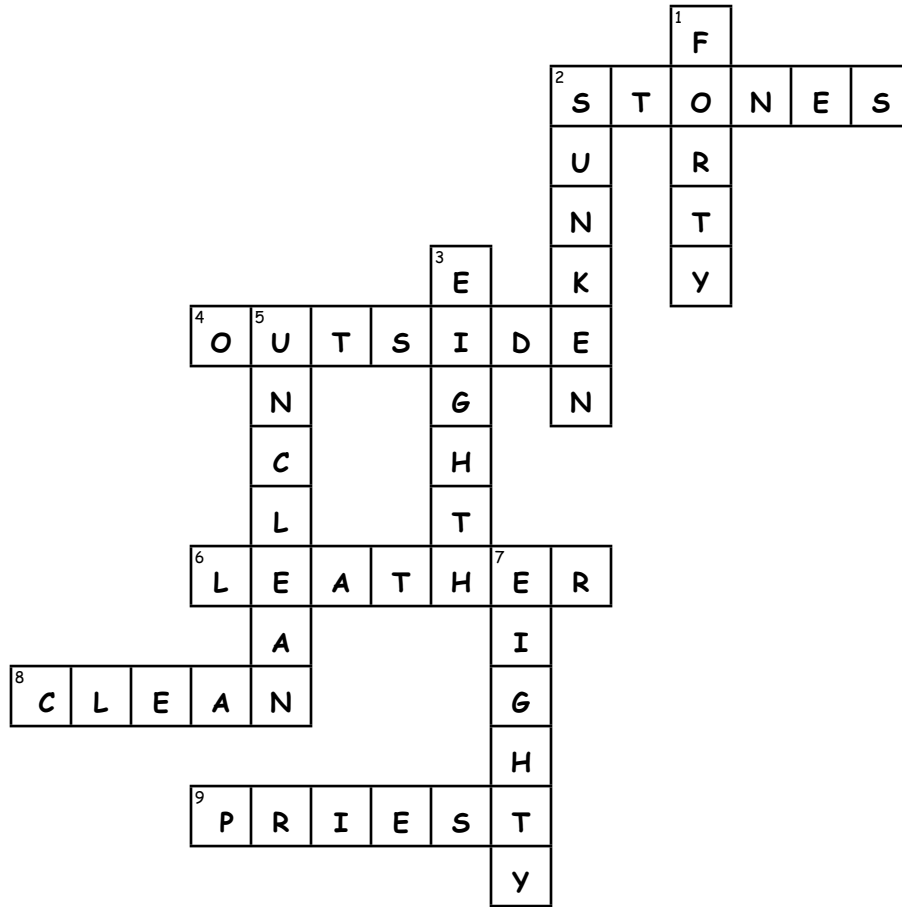
1. If a woman gives birth to a male child, she is unclean for _____ days.
2. A priest will examine the _____ places in the wall that are greenish or reddish in color.
3. A male child is circumcised on which day? _____
5. A leper will call out, "_____!"
7. If a woman gives birth to a female child, she is unclean for _____ days.

Across

2. If the _____ of a house have a plague in them they are removed and taken outside the city.
4. An unclean person must live _____ the camp.
6. A leprous infection must be examined in wool, linen and _____.
8. The priest would say whether something was _____ or unclean.
9. When the children of Yisra'el had a skin condition, who did they go see? _____



Answer Key



Down

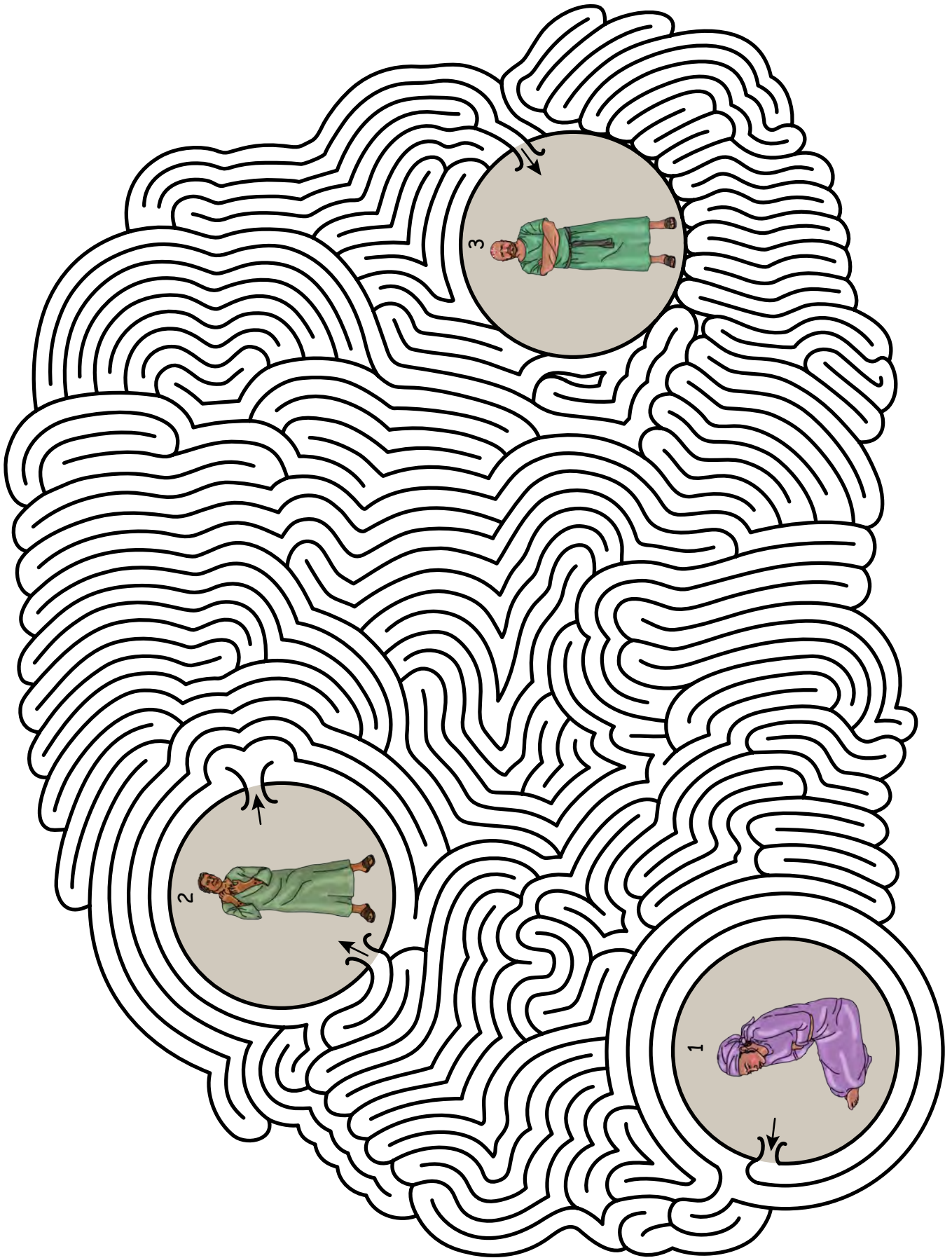
1. If a woman gives birth to a male child, she is unclean for **forty** days.
2. A priest will examine the **sunken** places in the wall that are greenish or reddish in color.
3. A male child is circumcised on which day? **eighth**
5. A leper will call out, "**Unclean!**"
7. If a woman gives birth to a female child, she is unclean for **eighty** days.

Across

2. If the **stones** of a house have a plague in them they are removed and taken outside the city.
4. An unclean person must live **outside** the camp.
6. A leprous infection must be examined in wool, linen and **leather**.
8. The priest would say whether something was **clean** or unclean.
9. When the children of Yisra'el had a skin condition, who did they go see? **priest**



MAZE



Precious Possessions

NOTEBOOK PAGE

Tzara'at on House, Skin, Clothing

Leviticus 13

Materials:

- Cardstock - white
- Ruler
- Velcro dot
- Double-sided foam dimensional
- Puffy paint - red
- Toothpick
- Double-sided tape
- Glue
- Scissors
- Coloring pencils, crayons, or markers
- Notebook Templates: Main Page & A (BW), Main Page & B (color)

Parent/Teacher Preparation:

- Print Notebook Templates of choice on white cardstock.



Instructions for the Notebook Page:

- If using BW Templates, color using medium of choice.
- Cut out all Template pieces. (P1)
- Place *Velcro* dot 'hook side' on the back of the furniture. (P2)
- Place *Velcro* dot 'loop side' on the other side of the *Velcro* dot making sure that the sticky side adheres to the Main Page.
- Place the furniture inside the house. The *Velcro* dots make it so that you can remove the furniture from inside the house when there is tzara'at. (P3a, P3b)
- Place a dimensional on the back of the words "Unclean, Unclean" and adhere next to the man covering his lip outside his tent. (P4)



P1




P3a



P3b



P2




P4

Instructions for the Notebook Page Cont'd:

- Place *Velcro* dot 'hook side' on the back of the 2 men. Place *Velcro* dot 'loop side' on the other side of the *Velcro* dot making sure that the sticky side faces the Main Page. (P5)
- Using a toothpick and red puffy paint, add to the head of the bald man giving him a rash. Set aside to dry. (P6a, P6b)
- Once dry, place bald man on the Main Page next to the priest. (P7)
- Fold the tabs on the clothing and place either piece on undressed man. You can place the clothing with the tzara'at in the warp and weft on the man as he goes to the priest to be inspected and you can remove the unclean clothing and place clean clothing on him when he is cleared of tzara'at. (P8a, P8b)
- Using a ruler, make a fold at the line on the bricks of the outside of the house. (P9)
- Place *Velcro* dot 'hook side' on the back of the 2 bricks. Place *Velcro* dot 'loop side' on the other side of the *Velcro* dot making sure that the sticky side faces the Main Page. You may need to cut the dots depending on the size. (P10)



P5



P6a



P6b



P7



P8a



P8b



P9



P10

Instructions for the Notebook Page Cont'd:

- Lay the 2 bricks on the correct templates. The bricks can also be removed to indicate a tzara'at piece. (P11)
- Roll double-sided tape on the fold of the bricks. (P12)
- Place front of building over the inside of the house making sure that the folded area is above the house. (P13a, P13b)
- The front of the house can be raised or closed to reveal or conceal the furniture. (P14a, P14b)



P11



P12



P13a



P13b

Hebrew Word

- Write the following directly on the Main Page or on a piece of colored cardstock and glue the Main Page: (P15)
 - 1) Tzara'at 2) צרעת 3) Leprosy

You now have a visual representation of various depictions of tzara'at: home, clothing, body.




P14a





P14b



P15




Notebook Template A (BW)

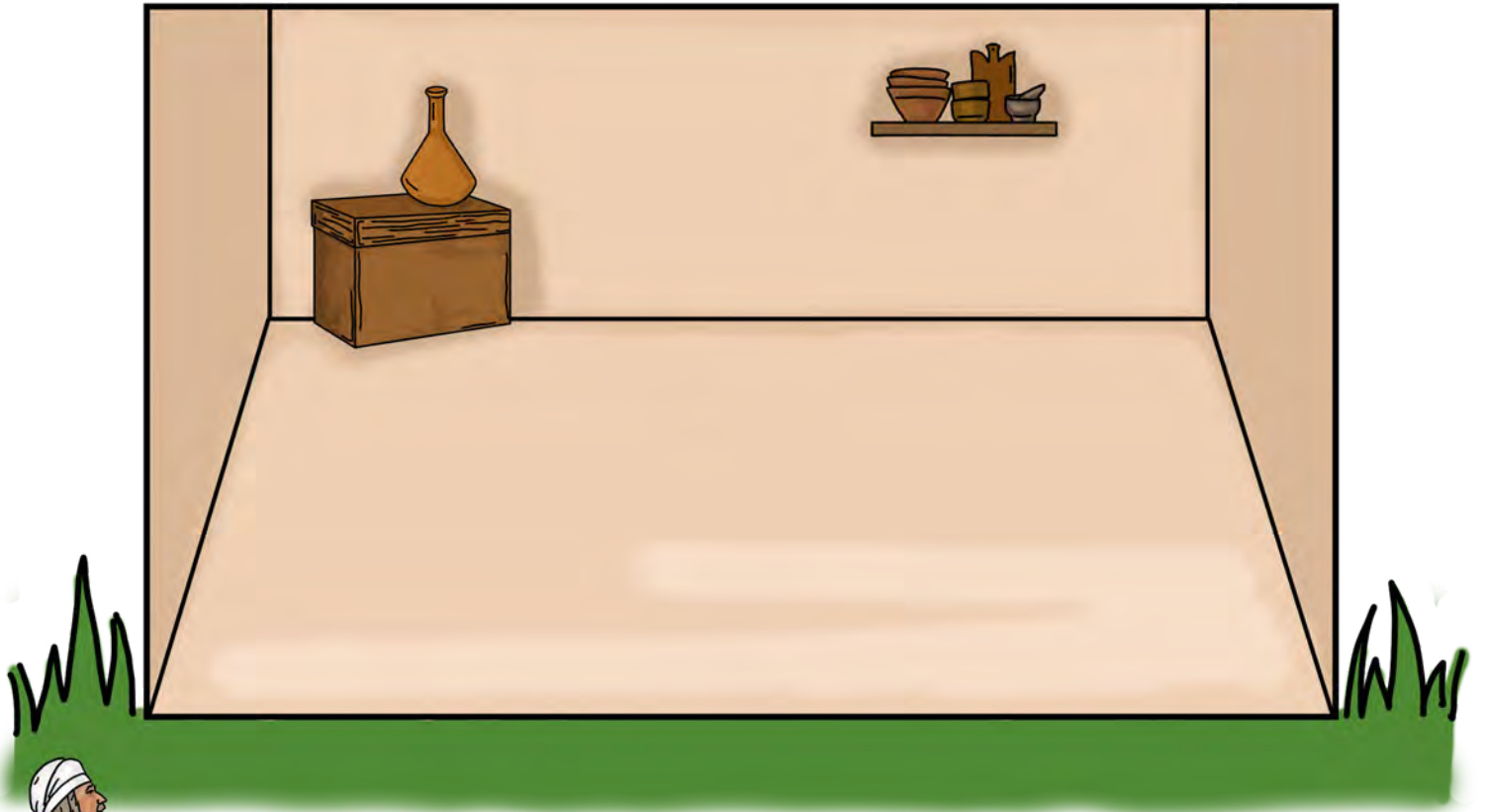


Unclean!
Unclean!

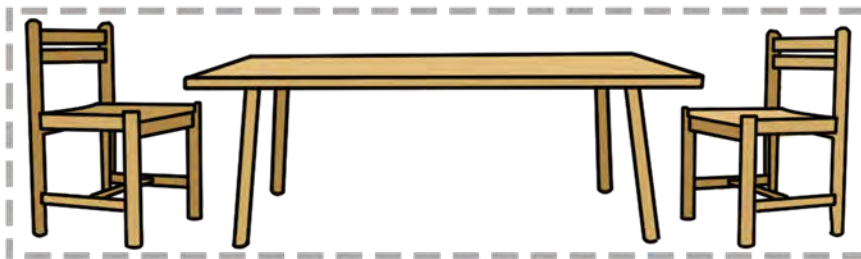
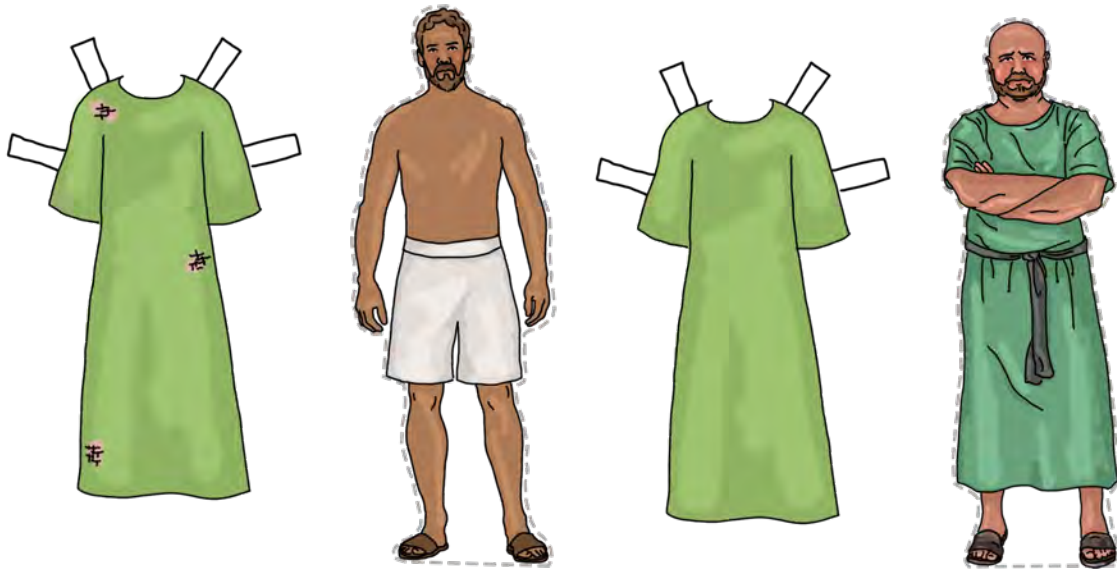


Fold Line →






Notebook Template B (color)



Unclean!
Unclean!



Fold Line →





Sweetness of Torah

SWEET SOUNDS OF TORAH

(Sing Praises to His Name)

Here is the link for this song:

https://www.podomatic.com/podcasts/steveberkson/episodes/2017-04-23T05_05_01-07_00

Sing to tune of *Old MacDonald Had A Farm*

Tazria, Tazria

Tazria, Tazria

Oy Vey, OH!

Tazria, Tazria

Oy Vey, OH!

With a spot-spot here and a spot-spot there
Here a spot, there a spot, everywhere a spot-spot

Tazria, Tazria Oy Vey, OH!



SWEET TASTE OF TORAH

This snack relates to this week's parsha. Please take these as suggestions and make necessary changes based on your individual dietary needs.

Tzara'at House

Leviticus 14:37



Ingredients:

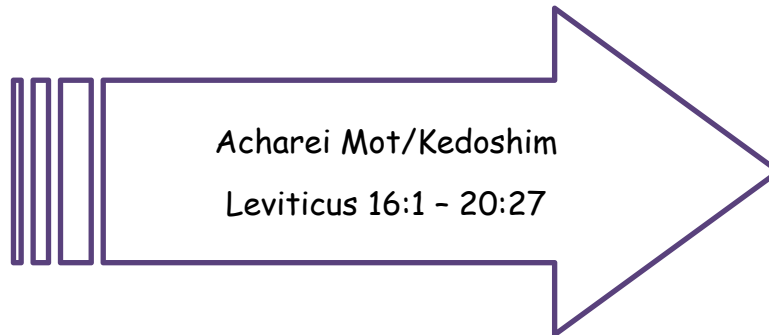
- Chocolate bars
- Red and green gel icing

Instructions:

Arrange your chocolate pieces to resemble a house and decorate with red and green gel icing to represent green and red plague on the walls.

Next Week's Treasure Hunt

Next Week's Torah Portion



Suggested Reading Schedule

Monday:	Lev. 16	Yom HaKippurim/Day of Atonements
Tuesday:	Lev. 17	Torah regarding slaughterings, blood and carcass
Wednesday:	Lev. 18	Torah regarding abominable practices
Thursday:	Lev. 19	Torah regarding charges, commands and right-rulings
Friday:	Lev. 20	Torah regarding charges, commands and right-rulings