

## Acharei Mot/Kedoshim

"After the death & Set-apart ones"

Leviticus 16:1 – 18:30 & Leviticus 19:1 – 20:27

Katan Bet/Gadol



In This Edition:

29.1 & 30.1 - "Do NOT Do As They Do"

Leviticus 17 – 20



# Table of Contents

Parsha Pearls is a comprehensive resource that allows for complete customization by the parent. We understand that if you were to strive to accomplish all aspects of each lesson in one day it would be unrealistic and also overload for the child. It is our intention that this be used 'a la carte' so that it suits your specific needs. Our site caters to printing only the pieces you choose.

This page will provide quick links to get to the portion of the document for which you are looking. When you hover over the title a finger will appear. Click on it and you will be taken directly to that page.

If you are new to Parsha Pearls, we have created an [Introduction](#) document outlining how to use our lessons, as well as a [Scriptural Inspiration](#) document, which explains our titles and the Scriptural inspiration for them. We pray that Parsha Pearls blesses your home and that your children will grow to love the Word and to never depart from keeping Torah. As always, feel free to email us at [parshapearls@mtoi.org](mailto:parshapearls@mtoi.org) if you have any questions.

<b>Pearl Seeking</b> (The Main Lesson) . . . . .	<b>3</b>
➤ Treasuring His Word (Overview of the Parsha)	3
➤ Parsha Points (Main Lesson Content)	3
➤ Digging Deeper (Thought Provoking Questions)	6
<b>Searching Out Hebrew</b> (Reading & Writing) . . . . .	<b>7</b>
➤ Words	7
➤ Numbers	7
➤ Word Match	8
➤ Flashcards	9
➤ Writing Hebrew	10
<b>Counting What You Gained</b> (Worksheets) . . . . .	<b>11</b>
➤ Storing Up Treasure In My Heart (Memory Verse)	11
➤ Seeking Treasure (Questions from the Parsha)	13
➤ Word Search	15
➤ Crossword Puzzle	17
➤ Maze	19
<b>Precious Possessions</b> (Arts & Crafts) . . . . .	<b>20</b>
➤ Notebook Page	20
➤ Coloring Page	26
➤ Acharei Mot Coloring Page	27
➤ Kedoshim Coloring Page	28
<b>Sweetness of Torah</b> . . . . .	<b>29</b>
➤ Sweet Sounds of Torah (Song Corresponding to the Parsha)	29
➤ Sweet Taste of Torah (Snack Corresponding to the Parsha)	30
<b>Next Week's Treasure Hunt</b> (Looking Ahead to Next Week's Parsha) . . . . .	<b>31</b>



---

# Pearl Seeking

---

## TREASURING HIS WORD

Let's do a quick overview of the entire Torah portion:

Monday:	Lev. 16	Yom HaKippurim/Day of Atonements
Tuesday:	Lev. 17	Torah regarding slaughtering, blood and carcass
Wednesday:	Lev. 18	Torah regarding abominable practices
Thursday:	Lev. 19	Torah regarding charges, commands and right-rulings
Friday:	Lev. 20	Torah regarding charges, commands and right-rulings

In this week's Parsha Pearls lesson, we will be discussing some of the charges, commands and right-rulings Yahweh gave Yisra'el. We have grouped verses that go under similar categories to help you. Now, let's read Lev. 17-20.

## PARSHA POINTS

### *Torah Regarding Blood*

- Yahweh's face will be against anyone who eats blood, whether an Yisra'elite or a stranger who dwells among the children of Yisra'el - 17:10, 12
- Yahweh explains that life is in the blood. The blood is for atonement for one's life on the altar, and therefore it is not to be consumed - 17:11
- Any animal that is hunted and caught by man to eat shall have its blood drained out and covered by dirt - 17:13
- Anyone eating blood shall be cut off from the community - 17:10, 14
- Do NOT eat meat with the blood - 19:26



### *Torah Regarding NOT Doing as the Nations Do*

- Yahweh commands that the children of Yisra'el to NOT do as the Mitsrites did back in Mitsrayim where they had come from, nor do as the Kena'anites do where they are going - 18:3
- The children of Yisra'el are NOT to give their children to be offered by fire to Molek (pagan god), which would profane the Name of Elohim - 18:21
- Yahweh explains that doing the abominations of the nations would cause the children of Yisra'el to be 'vomited' out of the land of Kena'an - 18:27-29
- Do NOT round the corner of your head or destroy the corner of your beard - 19:27
- Do NOT make cuttings in your flesh for the dead - 19:28
- Do NOT put tattoo marks on yourselves - 19:28



- Anyone who offers their children to Molek shall be put to death by stoning, because it defiles Yahweh's Set-apart Place and profanes His Set-apart Name - 20:2-3
- Anyone who witnesses someone offering their children to Molek and fails to execute that person shall themselves have Yahweh turn His face against them, to be cut off - 20:4-5
- Do NOT walk in the laws of those nations that Yahweh says He will drive out, for Yahweh loathes them for their abominations - 20:23

### ***Torah Against Idolatry***

- Do NOT turn to idols - 19:4
- Do NOT make for yourselves molded mighty ones - 19:4



### ***Torah Against Witchcraft***

- Do NOT practice divination or magic - 19:26
- Do NOT turn to mediums - 19:31
- Do NOT seek after spiritists - 19:31
- Anyone who turns to mediums or spiritists shall have Yahweh turn His face against them, to be cut off - 20:6
- Anyone who is a medium or a spiritist shall be stoned to death - 20:27

### ***Charges, Commands and Right-Rulings***

- Anyone who kills a bull, lamb or goat, either in the camp or outside the camp, must bring the animal to the door of the Tent of Meeting as an offering to Yahweh - 17:3-5
- Fear your mother and father - 19:3
- When reaping the harvest (**katzir**), the corners of the field shall not be reaped, and when gleaning the vineyard (**kerem**), some grapes shall be left; these are for the poor and the stranger -19:9, 10 (This is also mentioned in Parsha Emor - Leviticus 23:22)
- Do NOT steal, lie or deceive one another - 19:11
- Do NOT swear falsely by Yahweh's Name and so profane it - 19:12
- Do NOT oppress or rob your neighbor; make sure they get their correct daily wages - 19:13
- Do NOT curse the deaf or put a stumbling block in front of the blind person - 19:14
- Do no unrighteousness in right-ruling - 19:15,35
- Do NOT be partial to one who is poor or favor one who is great among your neighbors - 19:15
- Do NOT slander - 19:16
- Do NOT stand against the blood of you neighbor - 19:16
- Do NOT hate your brother in your heart, but reprove the one who may cause others to sin - 19:17
- Do NOT take vengeance or bear a grudge - 19:18
- Love your neighbor as yourself - 19:18




- Do NOT sow your field with mixed kinds of seeds or weave a garment or cloth out of 2 sorts of thread - 19:19
- In the land of Yisra'el the:
  - 1<sup>st</sup> three (**shalosh**) years' crop from a fruit (**p'ri**) tree (**ets**) is NOT to be eaten - 19:23
  - 4<sup>th</sup> (**arba**) year's fruit of a tree is set-apart to Yahweh - 19:24
  - 5<sup>th</sup> (**chamesh**) year's fruit from the tree was to be eaten by the owner - 19:25



- Rise before the gray-headed (aged) and favor the face of an old man - 19:32
- Do NOT oppress a stranger who lives among you - 19:33
- Treat a stranger as a native and love him as yourself, as a remembrance that you, Yisra'elites, were also strangers in Mitsrayim - 19:34
- Do no unrighteousness in the measurements of length, weight or in liquids - 19:35
- Make sure your scales have correct weights, scales, a right ephah, and a right hin - 19:36



- Anyone who curses their father or mother shall be put to death - 20:9
- Anyone who commits adultery shall be put to death - 20:10
- Yahweh gives to the children of Yisra'el the land of these nations; a land that flows with milk and honey - 20:24
- You shall make a distinction between clean and unclean animals, as well as clean and unclean birds. Neither shall you make yourselves abominable by unclean creatures that creep on the ground - 20:25



### ***Torah Regarding Set-apartness to Yahweh***

- Yahweh commanded that the children of Yisra'el:
  - do His right-rulings and guard His laws, to walk in them so that they might live - 18:4-5, 26
  - guard His Charge so as to not defile themselves by abominable practices - 18:30
  - be set-apart, because Yahweh their Elohim is set-apart - 19:2; 20:7
  - guard Yahweh's Sabbaths - 19:3, 30
  - guard Yahweh's laws - 19:19
  - revere Yahweh's Set-apart Place - 19:30
  - guard all Yahweh's laws and His right-rulings, to do them - 19:37
  - guard all Yahweh's laws and all His right-rulings and do them, so that the land does not 'vomit' them out - 20:8, 22
  - be set-apart, for Yahweh is set-apart, and has separated His people to be His possession - 20:26





# DIGGING DEEPER

Parents/Teachers may choose to use these prompts for further discussion of the Torah portion.

- Yahweh is very specific about not eating blood. He explains the reason for it in this parsha. The first time Yahweh talks about this is in Gen. 9:4. Discuss the customs of the nations regarding the blood.
- Discuss the abominable practices of the nations. Why would Yahweh forbid His people from participating in similar rituals?
- In this parsha, Yahweh talks a lot about set-apartness as His standard and desire for the children of Yisra'el. How can we become more set-apart in our daily walk?
- Find verses in Chapter 19 and 20 that correspond with the 10 Commandments.
- Among all these right-rulings, Yahweh tells Yisra'el to take care of the poor and the stranger by making sure they are able to eat. Notice that He wants the poor or stranger to do the gathering themselves, but only asks that we leave it available for them. Discuss why you think Yahweh didn't ask that we bring it to them? (Lev. 19:9 - 10; 23:22)



# Searching Out Hebrew

Parents/Teachers can print out the '[Hebrew Pronunciation Guide](#)' to help with the pronunciation of Hebrew names and words. They can be cut out and used in conjunction with the Flashcards.

## WORDS

Parents/Teachers see the following page for 3 x 5 card cut outs of the words from this week's parsha. If printed on card stock, they can be kept in a box to reinforce learning.

Katzir ( קציר ) - harvest

Kerem ( כרם ) - vineyard

Ets ( עץ ) - tree

P'ri ( פרי ) - fruit

## NUMBERS

Parents/Teachers can print out these numbers to have as additional resources. These can be found under the 'Resources' tab on the YMTOI website.

3 - shalosh

4 - arba

5 - chamesh

# WORD MATCH

Match this week's Hebrew words to their correct definition.

Ets

Fruit

Katzir

Harvest

Kerem

Tree

P'ri

Vineyard





# FLASHCARDS

כֶּרֶם  
**Kerem**  
Ke-rem  
vineyard

פֵּרִי  
**P'ri**  
P-ri  
fruit

קִצִּיר  
**Katzir**  
Kat-zir  
harvest

עֵץ  
**Ets**  
Ets  
tree

# WRITING HEBREW

Kerem (vineyard)

כֶּרֶם

Mem Soft  
Resh  
Kaf

כֶּרֶם

P'ri (fruit)

פֵּרִי

Yud  
Resh  
Pey

פֵּרִי

Katzir (harvest)

קָצִיר

Resh  
Yud  
Tsade  
Qof

קָצִיר

Ets (tree)

עֵץ

Tsade Soft  
Ayin

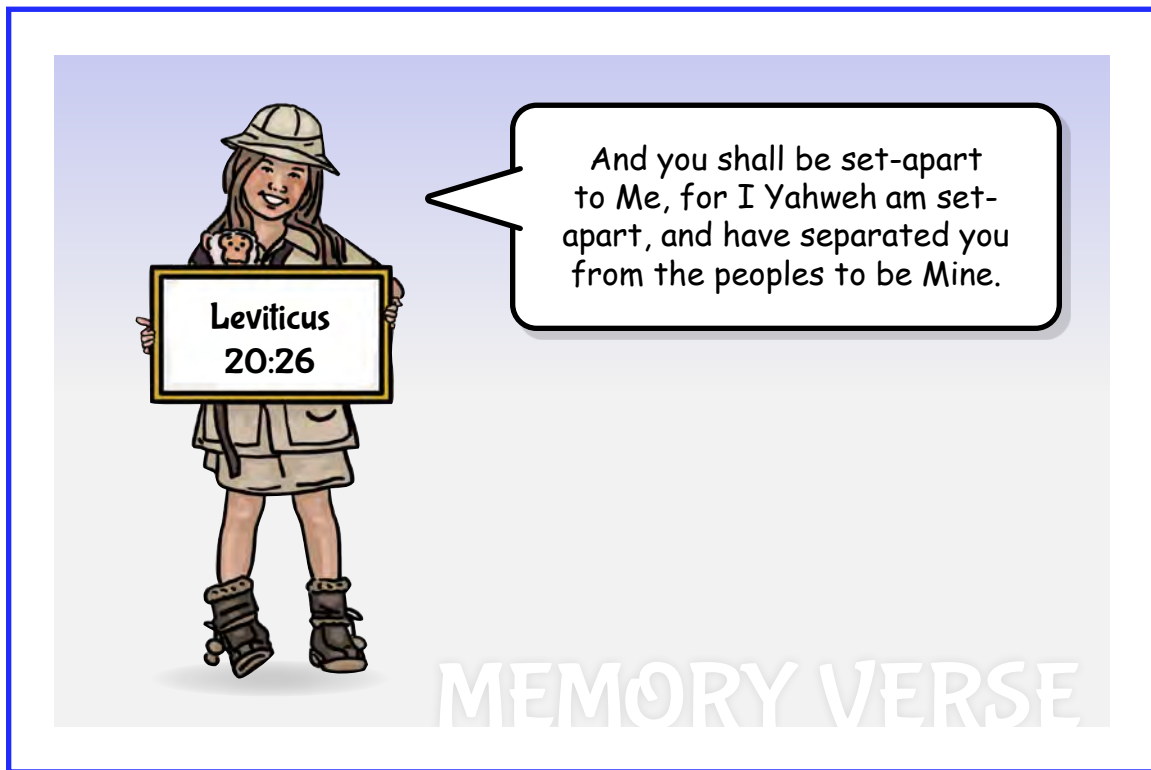
עֵץ

# Counting What You Gained

This next section is intended to be reinforcement of the lessons learned during this parsha. Choose the activities that best fit your child.

## STORING UP TREASURE IN MY HEART

The Katan Bet and Gadol memory verse is Leviticus 20:26. You can review the verse with them by reciting it out loud, acting it out, putting it to music...whatever works for you.



Use this space to draw a picture of the verse memorized.

Use this space to write out the verse memorized.

# SEEKING TREASURE

1.



For the \_\_\_\_\_ of the flesh is in the \_\_\_\_\_, and I have given it to you upon the \_\_\_\_\_ to make \_\_\_\_\_ for your lives, for it is the \_\_\_\_\_ that makes atonement for the \_\_\_\_\_.

(17:11)

2.




Are we allowed to eat  
blood or carcass?

**Yes / No**

(17:14-15)

3.



What point did Yahweh  
emphasize, time after time?

Do \_\_\_\_\_ do as \_\_\_\_\_ do.

(18:3)

4.




What commandments are discussed in 19:4?

---

---

---

5.



What Biblical story that we read  
at Shavuot refers back to the  
Torah instruction in 19:9?

---

---

6.



Regarding trees for food, what happened to each  
crop in the first few years of its fruit-bearing?

1<sup>st</sup>, 2<sup>nd</sup>, 3<sup>rd</sup> years \_\_\_\_\_

4<sup>th</sup> year \_\_\_\_\_

5<sup>th</sup> year \_\_\_\_\_

(19:23-25)

7.



What king in the Scriptures broke the Torah instruction in 19:31 and 20:6?

\_\_\_\_\_

\_\_\_\_\_

8.



To whom does Yahweh tell us to give honor and respect?

**Circle the correct choices.**


aged   mother   idols   father

neighbor   deaf   poor   blind   Molek

gray-headed   mediums   spiritists   strangers

(19:3, 32-34)

9.



In this parsha, Yahweh specifically tells us to guard 4 things. What are they?


\_\_\_\_\_ (18:4, 5, 26; 19:19, 37; 20:8, 22)

\_\_\_\_\_ (18:5, 26; 19:37; 20:22)

\_\_\_\_\_ (18:30)

\_\_\_\_\_ (19:30)

10.




"And you shall be \_\_\_\_\_ - \_\_\_\_\_ to Me, for I Yahweh am \_\_\_\_\_ -

\_\_\_\_\_, and have \_\_\_\_\_ you from the peoples to be Mine."

(20:26)

# WORD SEARCH

Search for the hidden words from this week's parsha.



SET-APART

GUARD

HARVEST

REAP

GLEANINGS

VINEYARD

POOR

STRANGER

OPPRESS

NATIVE

SLANDERING

VENGEANCE

GRUDGE

FRUIT

BEARD

GRAY-HEADED

OLD MAN

TATTOO MARKS

RIGHT SCALES


RIGHT WEIGHTS

MEASUREMENT





## Answer Key



SET-APART

GUARD

HARVEST

REAP

GLEANINGS

VINEYARD

POOR

STRANGER

OPPRESS

NATIVE

SLANDERING

VENGEANCE

GRUDGE

FRUIT

BEARD

GRAY-HEADED

OLD MAN

TATTOO MARKS


RIGHT SCALES

RIGHT WEIGHTS

MEASUREMENT

# CROSSWORD PUZZLE

Complete the crossword using words from this week's parsha.



## Across

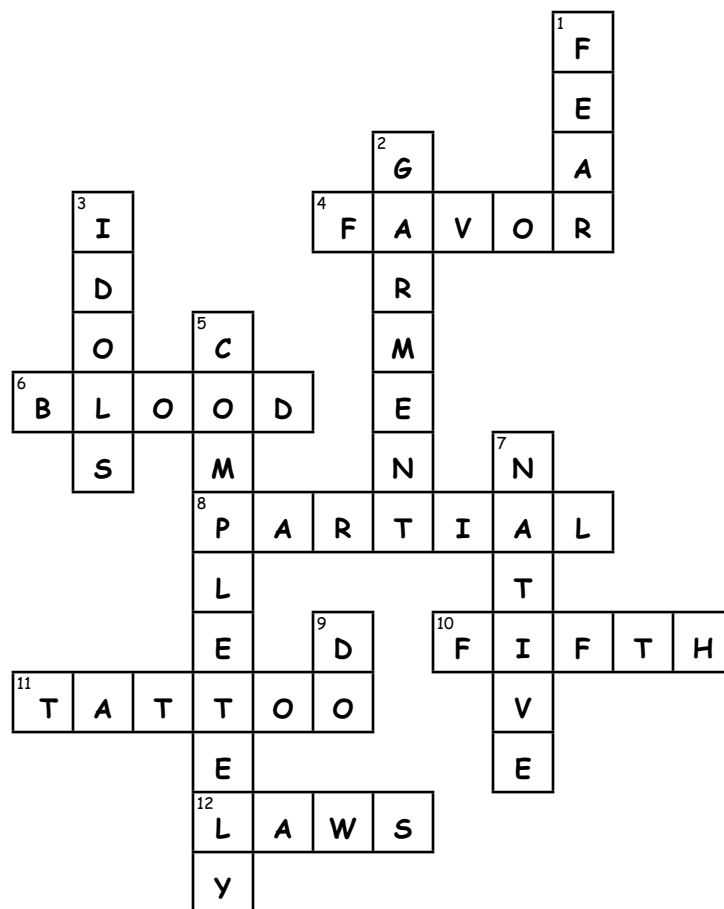
4. We are NOT to \_\_\_\_\_ the face of the great.
6. I shall set My face against that being who eats \_\_\_\_\_.
8. We are NOT to be \_\_\_\_\_ to the poor.
10. We can eat the fruit of a tree in the \_\_\_\_\_ year.
11. We are NOT to put \_\_\_\_\_ marks on us.
12. We are to guard and do His right-rulings and \_\_\_\_\_.

## Down

1. We are to \_\_\_\_\_ our mother and father.
2. We are NOT to put a \_\_\_\_\_ woven of 2 sorts of thread upon us.
3. We are NOT to turn to \_\_\_\_\_, or to make mighty ones.
5. We are NOT to \_\_\_\_\_ reap the corners of a field.
7. Let the stranger among you be as the \_\_\_\_\_ among you.
9. Do NOT do as they \_\_\_\_\_.



## Answer Key



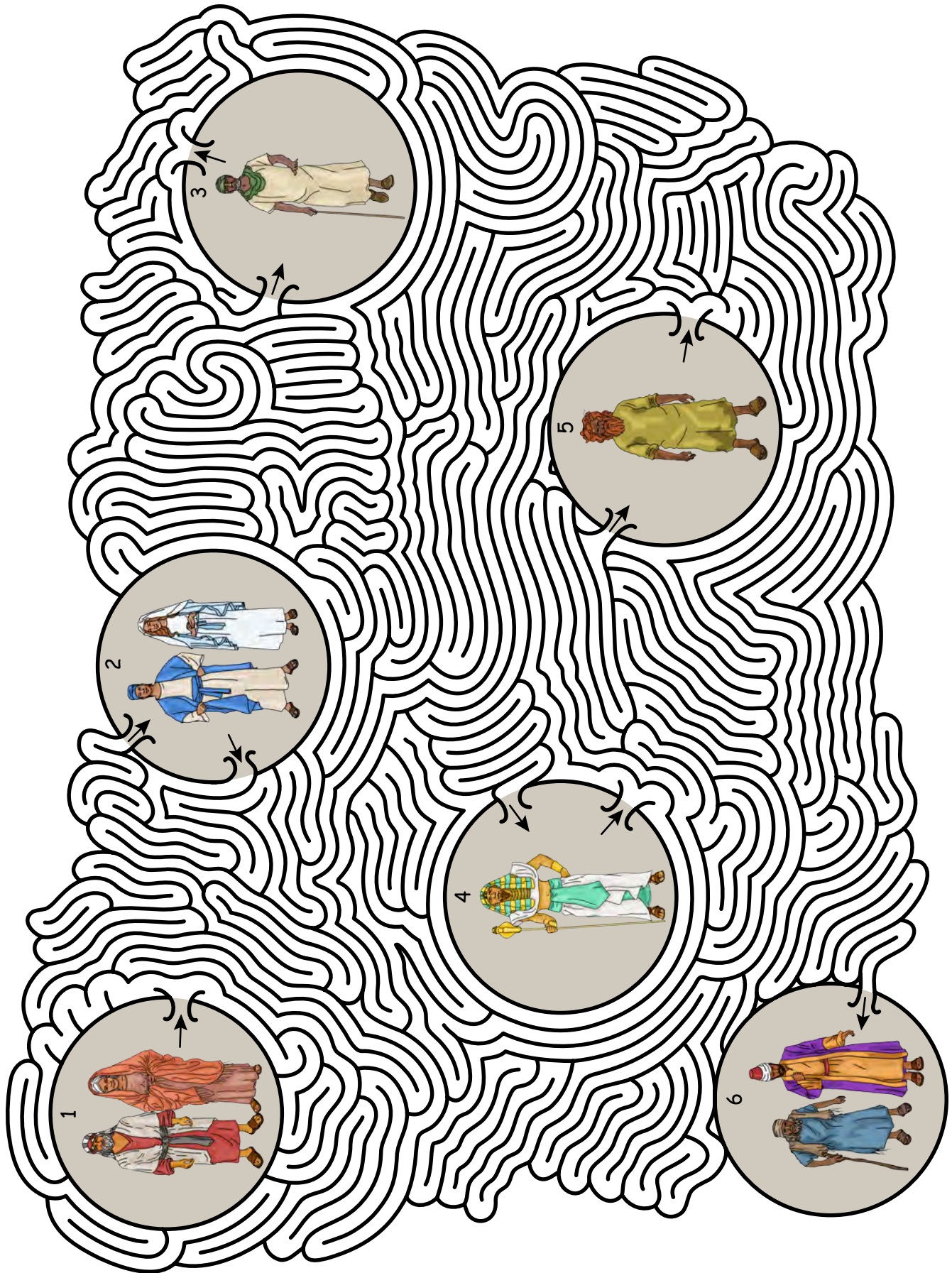
### Across

4. We are NOT to **favor** the face of the great.
6. I shall set My face against that being who eats **blood**.
8. We are NOT to be **partial** to the poor.
10. We can eat the fruit of a tree in the **fifth** year.
11. We are NOT to put **tattoo** marks on us.
12. We are to guard and do His right-rulings and **laws**.

### Down

1. We are to **fear** our mother and father.
2. We are NOT to put a **garment** woven of 2 sorts of thread upon us.
3. We are NOT to turn to **idols**, or to make mighty ones.
5. We are NOT to **completely** reap the corners of a field.
7. Let the stranger among you be as the **native** among you.
9. Do NOT do as they **do**.

# MAZE



# Precious Possessions

## NOTEBOOK PAGE

### Torah of the Fruit

Leviticus 19:23-25

#### Materials:

- Cardstock - white
- Puffy paint - red
- Perler beads, gems, sequins, decorative balls - red (for apples)
- Tweezers (to assist in placing items)
- Double-sided foam dimensionals
- Glue
- Scissors
- Coloring pencils, crayons, or markers
- Notebook Page Templates: Main Page & A (BW) or Main Page & B (color)


#### Parent/Teacher Preparation:

- Print Notebook Templates of choice on white cardstock.




#### Instructions for the Notebook Page:


- If using BW Templates, color using medium of choice.
- Cut out all Template pieces. (P1)
- Place double-sided foam dimensional on the back of both signs. (P2)
- Adhere 'Do Not Eat' sign on Main Page in first row and 'Priest' sign in 2<sup>nd</sup> row. (P3)
- Place double-sided foam dimensional on the back of the 3 trees. (P4)



P1



P2



P3




P4



## Instructions for the Notebook Page Cont'd:

### Decorating the Trees

- You can be creative on this page and decorate the trees with any items you want.
- If desired, apply red puffy paint to the apples on the trees of the Main Page to add dimension. Allow to dry. (P5a, P5b, P5c)
- Remove paper from the back of the dimensionals and place the 3 trees on the Main Page in between the fixed trees starting with the smallest in the first row and increasing in fruits and size for each row.
- Apply glue to the 3 trees' fruit and embellish with 3-D apples of choice. (P6a, P6b, P6c)
- Allow to dry. (P7)



P5a




P5c




P5b



P6a



P6c



P6b

### Hebrew Words

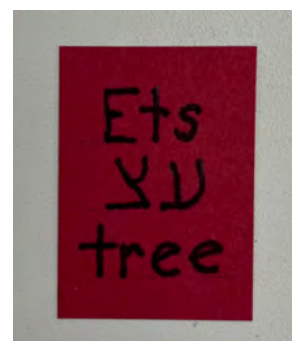
- Write the following directly on the Main Page or on a piece of colored cardstock:
 

➤ 1) Ets	2) עץ	3) Tree (P8)
➤ 1) Katzir	2) קציר	3) Harvest (P9)
➤ 1) P'ri	2) פרי	3) Fruit (P10)

*You now have a visual representation of the Torah of fruit trees that grow in the land and when to eat them and when to give to the priest.*



P7





P8





P9

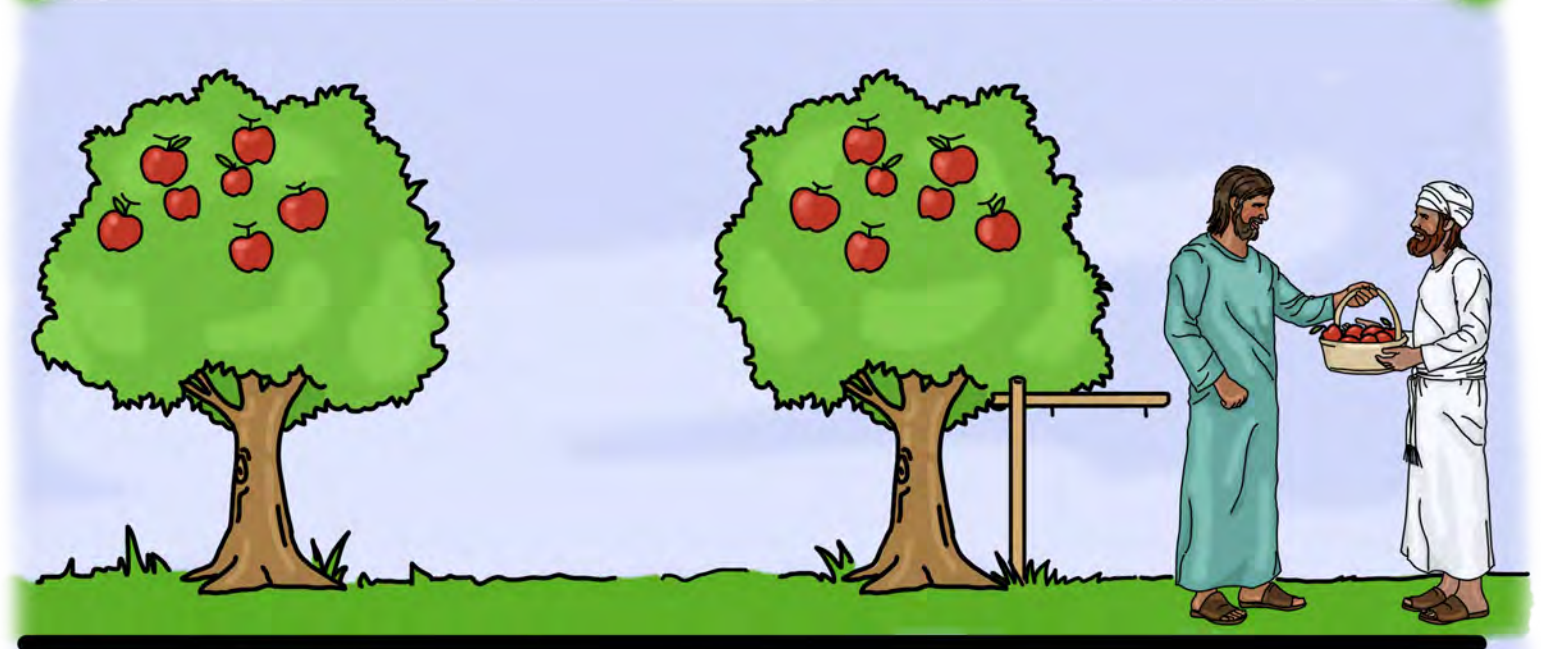



P10












"And when you reap the harvest of your land,  
do not completely reap the corners of your field  
or gather the gleanings of your harvest ...



And do not glean your vineyard or  
gather every grape of your vineyard, leave  
them for the poor and the stranger ...



A C R O I S

W T

"After the death"  
Leviticus 16:1 - 18:30

E I E N X

ke d s i n

"Set-apart ones"  
Leviticus 19:1 - 20:27

o f

---

# Sweetness of Torah

---

## SWEET SOUNDS OF TORAH

(Sing Praises to His Name)

Here is the link for this song:

[https://www.podomatic.com/podcasts/steveberkson/episodes/2017-04-26T20\\_52\\_08-07\\_00](https://www.podomatic.com/podcasts/steveberkson/episodes/2017-04-26T20_52_08-07_00)

### Kadosh

Kadosh kadosh kadosh

Kadosh kadosh kadosh

Yahweh Elohim tz'va'ot

Yahweh Elohim tz'va'ot

Holy holy holy

Holy holy holy

Is Yahweh Elohim of hosts

Is Yahweh Elohim of hosts

Who was and Who is

And Who is to come

Who was and Who is

And Who is to come

Asher hayah

V'hoveh v'yavo

Asher hayah

V'hoveh v'yavo

Who was and Who is

And Who is to come

Who was and Who is

And Who is to come






# SWEET TASTE OF TORAH

This snack relates to this week's parsha. Please take these as suggestions and make necessary changes based on your individual dietary needs.

## 5<sup>th</sup> Year's Fruit

Leviticus 19:25



### Ingredients:

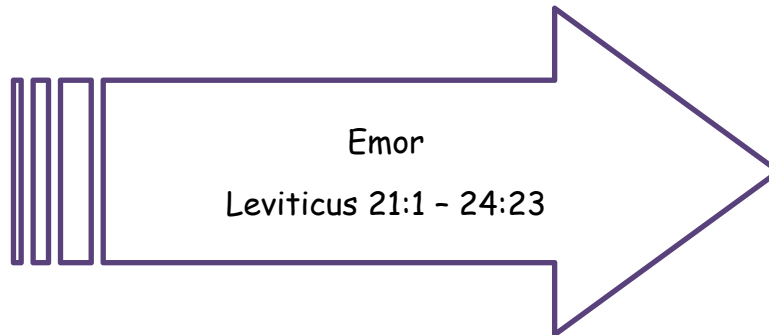
- Pretzel rod (represents tree trunk)
- Pretzel sticks (represents branches)
- Green grapes (represents leaves)
- Raspberries or red and yellow cherry tomatoes (represents fruit)

### Instructions:

Create the tree trunk from a pretzel rod. Line up pretzel sticks to make branches. Slice green grapes in half and lay down to represent leaves. Add any fruit, like raspberries, to represent fruit. For the tree with the tomatoes, create the tree trunk from a pretzel rod. Add red and yellow cherry tomatoes all around it to represent an abundant apple tree.

# Next Week's Treasure Hunt

## Next Week's Torah Portion



## Suggested Reading Schedule

Monday:	Lev. 21	Torah regarding the priesthood
Tuesday:	Lev. 22	Torah regarding the Set-apart Offerings
Wednesday:	Lev. 23	Torah regarding the Appointed Times
Thursday:	Lev. 24:1-9	Torah regarding the Set-apart Place
Friday:	Lev. 24:10-23	Right-rulings