

Parsha Pearls

Shavuot

"Chag HaShavuot Edition"
(Feast of Weeks)

Ruth 1-4
Katan Bet/Gadol



Special Feast Edition

INTRODUCTION


This Parsha Pearls Feast Edition is designed specifically for Shavuot. In Leviticus 23:1-2, Yahweh told Mosheh to speak to the children of Yisra'el about His appointed times (moadim), which they were to keep as set-apart gatherings (mikra kodesh). Three times each year, the children of Yisra'el were required to travel to Yerushalayim (Jerusalem) to observe one of the 3 pilgrimage feasts (shalosh regalim).

The 3 spring festivals are:

1. Passover (Pesach)
2. Festival of Unleavened Bread (Chag HaMatzot), which immediately follows Passover
3. Feast of Weeks (Chag HaShavuot)

The 4 autumn festivals are:

1. Day of Trumpets (Yom Teruah/Zichron Teruah/Rosh HaShanah)
2. Day of Atonement (Yom Kippur), Day of Atonements (Yom HaKippurim)
3. Feast of Tabernacles (Chag HaSukkot)
4. 8th day Assembly (Shemini Atzeret), which immediately follows Sukkot



Shavuot is the 2nd appointed time (moad) of the year and the 3rd High Sabbath. Shavuot is observed 50 days after one would bring their wave sheaf offering to the temple. *'And from the morrow after the Sabbath, from the day that you brought the sheaf of the wave offering, you shall count for yourselves: 7 completed Sabbaths. And from the morrow after the 7th Sabbath, you count 50 days, then you shall bring a new grain offering to Yahweh'* (Lev. 23:15-16). Besides the 2 loaves of bread offered as first-fruits one would also offer a sin offering and a peace offering. *'And on this same day you shall proclaim a set-apart gathering (mikra kodesh) for yourselves, you do no servile work on it - a law forever in all your dwellings throughout your generation.'* (Lev. 23:21).

These festivals were commanded by Yahweh to be kept by the children of Yisra'el throughout their generations, and that is why we are observing them as well (Lev. 23).

Chag Sameach (Happy Feast) from MTOI and YMTOI

Table of Contents

Parsha Pearls is a comprehensive resource that allows for complete customization by the parent. We understand that if you were to strive to accomplish all aspects of each lesson in one day it would be unrealistic and also overload for the child. It is our intention that this be used 'a la carte' so that it suits your specific needs. Our site caters to printing only the pieces you choose.

This page will provide quick links to get to the portion of the document for which you are looking. When you hover over the title a finger will appear. Click on it and you will be taken directly to that page.

If you are new to Parsha Pearls, we have created an [Introduction](#) document outlining how to use our lessons, as well as a [Scriptural Inspiration](#) document, which explains our titles and the Scriptural inspiration for them. We pray that Parsha Pearls blesses your home and that your children will grow to love the Word and to never depart from keeping Torah. As always, feel free to email us at parshapearls@mtoi.org if you have any questions.

Special Feast Edition	2
➤ Introduction	2
➤ Fun Facts About Shavuot	4
Pearl Seeking (The Main Lesson)	5
➤ Treasuring His Word (Overview of the Lesson)	5
➤ Parsha Points (Main Lesson Content)	5
➤ Digging Deeper (Thought Provoking Questions)	12
Searching Out Hebrew (Reading & Writing)	13
➤ Words	13
➤ Numbers	13
➤ Word Match	14
➤ Flashcards	15
➤ Writing Hebrew	16
Counting What You Gained (Worksheets)	17
➤ Storing Up Treasure In My Heart (Memory Verse)	17
➤ Seeking Treasure (Questions from the Lesson)	19
➤ Word Search	21
➤ Crossword Puzzle	23
➤ Maze	25
➤ Cryptogram	26
» Cryptogram	26
» Cryptogram Answer Key	27
Precious Possessions (Arts & Crafts)	28
➤ Notebook Page	28
» Barley and Wheat Bookmarks	28
➤ Craft	33
» 10 Commandments Keepsake	33
➤ Coloring Page	39
» Shavuot Scene	39
» First-Fruits Offering	40
» Shavuot Text	41
Sweetness of Torah	42
➤ Sweet Sounds of Torah (Song Corresponding to the Lesson)	42
➤ Sweet Taste of Torah (Snack Corresponding to the Lesson)	43



FUN FACTS ABOUT SHAVUOT

Known by Different Names

Shavuot is a festival with a variety of names - *Hag HaKatzir* (harvest festival), *Hag HaShavuot* (festival of weeks) and *Hag Habikkurim* (festival of first fruits) - all mentioned in Torah.

Shavuot actually means weeks.

What Event Shavuot Relates to

Shavuot celebrates the giving of the Torah on Mount Sinai—the event when Yisra'el accepted all of Yahweh's teachings and instructions.



Acts 2 takes place on the day of Shavuot.

A Celebration

Shavuot celebrates the first of the wheat harvest. In ancient times, the grain harvest lasted seven weeks and was a season of gladness. It began with harvesting the barley during Passover and ended with harvesting the wheat at Shavuot. Shavuot was the concluding festival of the grain harvest, just as the 8th day (Shemini Atzeret) was the concluding festival of the fruit harvest of Sukkot.



Shavuot is the 2nd appointed time (mo'ad) of the year, and one of the 3 pilgrimage feasts commanded in Deut. 16:16 to be observed.

Shavuot is observed 50 days after one would bring a wave sheaf offering (barley) to the priest at the temple.

Offerings on Shavuot

Lev. 23 and Num. 28 list different offerings all to be brought on Shavuot. (You can dig into their differences and purposes on your own.)

This is the only festival that allowed 2 loaves of leavened wheat bread (chametz) to be brought to the temple as a wave offering.

The children of Yisra'el would bring the first-fruits (bikkurim) of their crops known as the 7 species (wheat, barley, grapes, figs, pomegranates, olives and dates) found in Deut. 8:8 to the priest in a basket on this day.



Traditions

It is customary to eat dairy on this day and stay up the night before to read Torah.

There is a tradition to decorate homes and synagogues with plants, flowers and leafy branches on Shavuot.

The book of Ruth (known as the Megillah) is commonly read on this day as it relates to the spring harvests of barley and wheat as well as Ruth accepting all of Yahweh's Torah.



Pearl Seeking

TREASURING HIS WORD

We are providing a special Parsha Pearls lesson to do on the feast day of Shavuot. Because Shavuot is the feast of the wave sheaf offering, it is traditional among Yehudites (Jews), to read the book of Ruth, a beautiful story which is set during harvest time. We are including the complete story of Ruth to read.

Shavuot is especially honored as the day on which the 10 Commandments were given at Mt. Sinai. If you choose not to do the lesson on Ruth below, you may wish to review the events at Mt. Sinai, which are taught in our previous Parsha Pearls lesson for parsha Yitro.

We are also including verses found in the Torah related to Shavuot as part of this lesson after the story of Ruth.

Now, let's read the story of Ruth.

PARSHA POINTS

Chapter 1

1. And it came to be, in the days when the rulers ruled, that there was a scarcity of food in the land. And a man from Beyth Lehem (Bethlehem), Yehudah (Judah), went to sojourn in the fields of Mo'ab (Moab), he and his wife and his 2 (**shtayim**) sons.
2. And the name of the man was Elimelek (Elimelech), and the name of his wife was Na'omi (Naomi), and the names of his 2 sons were Mahlon and Kilyon (Chilion) - Ephrathites of Beyth Lehem, Yehudah. And they went to the fields of Mo'ab and came to be there.
3. And Elimelek, husband of Na'omi, died. And she was left with her 2 sons.
4. And they took wives of the women of Mo'ab, the name of the one was Orpah, and the name of the other Ruth. And they dwelt there about 10 (**eser**) years.
5. And Mahlon and Kilyon also died, both of them, so the woman was bereaved of her 2 sons and of her husband.
6. And she rose up, with her daughters-in-law, and returned from the fields of Mo'ab, for she had heard in the fields of Mo'ab that Yahweh had visited His people in giving them bread.
7. And she left the place where she was, and her 2 daughters-in-law with her. And they went on the way to return to the land of Yehudah.



8. And Na'omi said to her 2 daughters-in-law, "Go, return each to her mother's house. Yahweh show kindness to you, as you have shown to the dead and to me.
9. Yahweh grant that you find rest, each in the house of her husband." Then she kissed them, and they lifted up their voices and wept.
10. And they said to her, "No, we shall go back with you to your people."
11. But Na'omi said, "Go back, my daughters, why go with me? Have I still sons in my womb that they should become your husbands?"
12. Go back, my daughters, go your way, for I am too old to have a husband. If I should say I have expectancy, even if I should have a husband tonight and should also bear sons,
13. Would you wait for them till they were grown? Would you shut yourselves up, not to have a husband? No, my daughters, for it is much more bitter for me than for you, because the hand of Yahweh has gone out against me!"
14. And they lifted up their voices and wept again. And Orpah kissed her mother-in-law, but Ruth clung to her.
15. And she said, "Look, your sister-in-law has gone back to her people and to her mighty ones. Go back, follow your sister-in-law."
16. But Ruth said, "Do not urge me to leave you, or to go back from following after you. For wherever you go, I go; and wherever you stop over, I stop over. Your people is my people, and your Elohim is my Elohim.
17. Where you die, I die, and there I shall be buried. Yahweh do so to me, and more also - for death itself parts you and me."
18. And when she saw that she was strengthening herself to go with her, she ceased to speak to her.
19. And both of them went until they came to Beyth Lehem. And it came to be, when they had come to Beyth Lehem, that all the city was moved because of them, and they said, "Is this Na'omi?"
20. And she said to them, "Do not call me Na'omi, call me Mara, for the Almighty has dealt very bitterly with me.
21. I went out filled, and Yahweh has brought me back empty. Why do you call me Na'omi, since Yahweh has witnessed against me, and the Almighty has done evil to me?"
22. Thus Na'omi returned, and Ruth the Mo'abitess (Moabitess) her daughter-in-law with her, who returned from the fields of Mo'ab, and they came to Beyth Lehem at the beginning of barley (**seorah**) harvest.



Chapter 2

1. And Na'omi had a relative on her husband's side, a man of great wealth, of the clan of Elimeleḵ, and his name was Bo'az (Boaz).
2. And Ruth, the Mo'abitess, said to Na'omi, "Please let me go to the field, and glean heads of grain after him in whose eyes I find favor." So she said to her, "Go, my daughter."
3. And she left and went and gleaned in the field (**sadeh**) after the reapers. As it turned out, she came to the part of the field belonging to Bo'az, the near relative of Elimeleḵ.
4. And see, Bo'az had come from Beyth Lehem, and said to the reapers, "Yahweh be with you!" And they answered him, "Yahweh bless you!"
5. And Bo'az said to his servant who was appointed over the reapers, "Whose young woman is this?"
6. So the servant who was appointed over the reapers answered and said, "It is the young Mo'abite woman who came back with Na'omi from the fields of Mo'ab."
7. And she said, 'Please let me glean, and gather among the sheaves behind the reapers.' And she came and has remained from morning until now - she sat a little in the house."
8. And Bo'az said to Ruth, "You have heard, have you not, my daughter? Do not go to glean in another field, nor go from here, but stay close to my young women.
9. Let your eyes be on the field which they reap, and you shall go after them. Have I not commanded the young men not to touch you? And when you are thirsty, go to the vessels and drink from what the young men have drawn."
10. And she fell on her face, bowed down to the ground, and said to him, "Why have I found favor in your eyes, that you should take notice of me, seeing I am a foreigner?"
11. And Bo'az answered and said to her, "I have been told all that you have done for your mother-in-law since the death of your husband, and how you have left your father and your mother and the land of your birth and have come to a people whom you did not know before.
12. Yahweh repay your work, and your reward is complete from Yahweh Elohim of Yisra'el, under whose wings you have come to seek refuge."
13. And she said, "Let me find favor in your eyes, my master, because you have comforted me, and have spoken to the heart of your female servant, though I am not like one of your female servants."
14. And Bo'az said to her, "Come here at mealtime. Then you shall eat of the bread and dip your piece of bread in the vinegar." And she sat beside the reapers, and he passed roasted grain to her. And she ate and was satisfied, and had leftover.
15. And she rose up to glean, and Bo'az commanded his young men, saying, "Let her glean even among the sheaves, and do not embarrass her."



16. Rather, draw out from the bundles for her, and leave it for her to glean, and do not restrain her."
17. And she gleaned in the field until evening, and beat out that which she had gleaned, and it was about an ephah of barley.
18. And she took it up and went into the city, and her mother-in-law saw what she had gleaned. And she brought out and gave to her what she had left over after she was satisfied.
19. Then her mother-in-law asked her, "Where have you gleaned today? And where did you work? Blessed be the one who took notice of you." And she told her mother-in-law with whom she had worked, and said, "The name of the man I worked to day with is Bo'az."
20. And Na'omi said to her daughter-in-law, "Blessed be he of Yahweh, who has not forsaken His kindness to the living and the dead!" And Na'omi said to her, "The man is a relative of ours, one of our redeemers (**goel**)."
21. And Ruth the Mo'abitess said, "He also said to me, 'Stay close to my young people until they have completed all my harvest.'"
22. And Na'omi said to Ruth her daughter-in-law, "It is good, my daughter, that you go out with his young women, and that they do not meet you in any other field."
23. And she stayed close by the young women of Bo'az to glean, till the completion of barley harvest and wheat (**chittah**) harvest, but she dwelt with her mother-in-law.



Chapter 3

1. And Na'omi her mother-in-law said to her, "My daughter, should I not seek rest for you, so that it is well with you?"
2. And now, is not Bo'az, with whose young women you have been, our relative? See, he is winnowing barley tonight at the threshing-floor.
3. And, you shall bathe and anoint yourself, and put your garments on and go down to the threshing-floor. Do not make yourself known to the man until he has finished eating and drinking.
4. And it shall be, when he lies down, that you shall notice the place where he lies, and shall go in and uncover his feet, and lie down. And let him make known to you what you should do."
5. And she said to her, "All that you say to me, I do."
6. And she went down to the threshing-floor and did according to all that her mother-in-law instructed her.
7. And Bo'az ate and drank, and his heart was glad, and he went to lie down at the end of the heap of grain. And she came softly and uncovered his feet, and lay down.

8. And it came to be at midnight that the man was startled, and turned himself, and saw a woman lying at his feet!
9. And he said, "Who are you?" And she answered, "I am Ruth, your female servant. Now you shall spread your covering over your female servant - for you are a redeemer."
10. And he said, "Blessed are you of Yahweh, my daughter! For you have shown more kindness at the end than at the beginning, not to go after young men, whether poor or rich.
11. And now, my daughter, do not fear. All that you say I do for you, for all the people of my town know that you are a capable woman.
12. And now, it is true that I am your redeemer. However, there is a redeemer nearer than I.
13. Stop over tonight, and in the morning, it shall be that if he does redeem you, good - let him do it. But if he is not pleased to redeem you, then I shall redeem you, as Yahweh lives! Lie down until morning."
14. And she lay at his feet until morning, and she arose before one could recognize another. And he said, "Let it not be known that the woman came to the threshing-floor."
15. And he said, "Bring the shawl that is on you and hold it." So she held it and he measured 6 (**shesh**) measures of barley and laid it on her. And she went into the city.
16. And when she came to her mother-in-law, she said, "Is that you, my daughter?" And she explained to her all that the man had done for her.
17. And she said, "He gave me these 6 measures of barley, for he said to me, 'Do not go empty-handed to your mother-in-law.'"
18. And she said, "Wait, my daughter, until you know how the matter falls, for the man is not going to rest until he has completed the matter this day."

Chapter 4

1. And Bo'az went up to the gate and sat down there. And see, the redeemer of whom Bo'az had spoken came by. And Bo'az said, "Turn aside, So-and-so, sit down here." And he turned aside and sat down.
2. And he took 10 men of the elders of the city, and said, "Sit down here." So they sat down.
3. He then said to the redeemer, "Na'omi, who has come back from the fields of Mo'ab, sold the piece of land which belonged to our brother Elimelek.
4. And I thought that I should disclose it to you, saying, 'Buy it back in the presence of the inhabitants and the elders of my people. If you do redeem it, redeem it. But if you do not redeem it, inform me, so that I know. For there is no one but you to redeem it, and I am next after you.' " And he said, "I redeem it."



5. And Bo'az answered and said to her, "I have been told all that you have done for your mother-in-law since the death of your husband, and how you have left your father and your mother and the land of your birth and have come to a people whom you did not know before.
6. And the redeemer said, "I am not able to redeem it for myself, lest I ruin my own inheritance. Redeem my right of redemption for yourself, for I am not able to redeem it."
7. And this was formerly done in Yisra'el concerning redeeming and exchanging, to confirm every word: one man took off his sandal and gave it to the other, and this was a witness in Yisra'el.
8. So the redeemer said to Bo'az, "Buy it for yourself." Then he took off his sandal.
9. And Bo'az said to the elders and to all the people, "You are witnesses this day that I have bought all that was Elimelek's, and all that was Kilyon's and Mahlon's, from the hand of Na'omi.
10. And also, Ruth the Mo'abitess, the wife of Mahlon, I have acquired as my wife, to raise up the name of the dead on his inheritance, so that the name of the dead should not be cut off from among his brothers and from the gate of his place. You are witnesses today."
11. And all the people who were at the gate, and the elders, said, "Witnesses! Yahweh make the woman who is coming to your house as Rahel (Rachel) and as Le'ah (Leah), the 2 who built the house of Yisra'el. And prove your worth in Ephrathah and proclaim the Name in Beyth Lehem.
12. And let your house be like the house of Perets, whom Tamar bore to Yehudah, of the seed which Yahweh does give you from this young woman."
13. And Bo'az took Ruth and she became his wife. And he went in to her, and Yahweh granted her conception, and she bore a son.
14. And the women said to Na'omi, "Blessed be Yahweh, who has not left you this day without a redeemer. And let his Name be proclaimed in Yisra'el!
15. And he shall be to you a restorer of life and a sustainer of your old age. For your daughter-in-law, who loves you, who is better to you than 7 (sheva) sons, has borne him."
16. And Na'omi took the child and laid him on her bosom and became a nurse to him.
17. And the women, her neighbors, gave him a name, saying, "There is a son born to Na'omi." And they called his name Obed. He was the father of Yishai (Jesse), the father of Dawid (David).



Leviticus 23 lists the Appointed Times of Yahweh. Our Parsha Pearls Emor 31.1 Pearl Seekers lesson focuses on them. We will provide all verses related to Shavuot as found in Torah, so that you can have them for reference.

- And perform the Festival of Shavuot for yourself, of the first-fruits of wheat harvest - Ex. 34:22a

Leviticus 23:15-21


- And from the morrow after the Sabbath, from the day that you brought the sheaf of the wave offering, you shall count for yourselves 7 completed Sabbaths. And from the morrow after the 7th Sabbath, you count 50 days, then you shall bring a new grain offering to Yahweh - Lev. 23:15-16
- Bring from your dwellings for a wave offering 2 loaves of bread of 2/10ths of an ephah of fine flour they are, *baked with leaven*, first-fruits to Yahweh - Lev. 23:17
- And besides the bread, you shall bring 7 lambs a year old, perfect ones, and 1 young bull and 2 rams. They are a burnt offering to Yahweh, with their grain offering and their drink offerings, an offering made by fire for a sweet fragrance to Yahweh - Lev. 23:18
- And you shall offer 1 male goat as a sin offering, and 2 male lambs a year old, as a peace offering - Lev. 23:19
- And the priest shall wave them, besides the bread of the first-fruits, as a wave offering before Yahweh, besides the 2 lambs. They are set-apart to Yahweh, for the priest - Lev. 23:20
- And on this same day you shall proclaim a set-apart gathering for yourselves, you do no servile work on it - a law forever in all your dwellings throughout your generations - Lev. 23:21



Numbers 28:26-31

(Our Parsha Pearls Pinchas 41.2 Pearl Seekers lesson also references this)

- And on the day of the first-fruits, when you bring a new grain offering to Yahweh at your *Festival of Weeks*, you have a set-apart gathering, you do no servile work - Num. 28:26
- And you shall bring near a burnt offering as a sweet fragrance to Yahweh: 2 young bulls, 1 ram, and 7 lambs a year old with their grain offering of fine flour mixed with oil: 3/10ths of an ephah for each bull, 2/10ths for the one and 1/10th for each of the 7 lambs - Num. 28:27-29
- 1 male goat as a sin offering to make atonement for you, perfect ones they are for you. Prepare them with their drink offerings, besides the continual burnt offering with its grain offering - Num. 30-31



Deuteronomy 16

- Count 7 weeks for yourself. Begin to count 7 weeks from the time you begin to put the sickle to the grain - Deut. 16:9
- And you shall perform the *Festival of Weeks* to Yahweh your Elohim, according to the voluntary offering from your hand, which you give as Yahweh your Elohim blesses you - Deut. 16:10
- And you shall *rejoice* before Yahweh your Elohim, you and your son and your daughter, and your male servant and your female servant, and the Lēwite who is within your gates, and the stranger and the fatherless and the widow who are in your midst, at the place where Yahweh your Elohim chooses to make His Name dwell - Deut. 16:11



DIGGING DEEPER

Parents/Teachers may choose to use these prompts for further discussion of the Torah portion.

- Research the origin of the tribe of Mo'ab. (Gen. 19:37)
- Research the pagan gods that the Mo'abites worshipped.
- Which harvest is connected with Shavuot? What is the significance of Shavuot? What does Shavuot mean? How is Shavuot calculated in weeks and days?
- Find Biblical support regarding a redeemer and the significance of Bo'az redeeming Ruth.
- The Scriptures forbid a Mo'abite to enter the assembly of Yahweh, even up to the 10th generation (Deut. 23:3). Yet Ruth is one of the ancestors of Yeshua Himself. Discuss why this might be.
- Many Biblical stories tell how the Mo'abites had shown great hostility toward the children of Yisra'el. Can you find them?
- Read the story of King Balak the Mo'abite and the prophet Bil'am (Balaam). (Num. 22-24)
- What special agricultural items were brought to the temple on Shavuot? (Deut. 8:8)
- Discuss some of the traditions (food, readings, studying) that our brother Yehudah does to honor this High Day.

Searching Out Hebrew

Parents/Teachers can print out the '[Hebrew Pronunciation Guide](#)' to help with the pronunciation of Hebrew names and words. They can be cut out and used in conjunction with the Flashcards.

WORDS

Parents/Teachers see the following page for 3 x 5 card cut outs of the words from this week's lesson. If printed on card stock, they can be kept in a box to reinforce learning.

Seorah (**שערה**) - barley

Sadeh (**שדה**) - field

Chittah (**חטה**) - wheat

Goel (**גאל**) - redeemer

NUMBERS

Parents/Teachers can print out these numbers to have as additional resources. These can be found under the 'Resources' tab on the YMTOI website.

2 - shtayim

6 - shesh

7 - sheva

10 - eser

WORD MATCH

Match this week's Hebrew words to their correct definition.

Chittah

Barley

Goel

Field

Sadeh

Redeemer

Seorah

Wheat



FLASHCARDS

שדה

Sadeh

Sa-deh

field

גאל

Goel

Go-el

redeemer

שערה

Seorah

Se-o-rah

barley

חטה

Chittah

Chit-tah

wheat



WRITING HEBREW

Sadeh (field)

שדה

Hey Dalet Sin
ה ד ש

Goel (redeemer)

גאל

Lamed Aleph Gimel
ל א ג

Seorah (barley)

שערה

Hey Resh Ayin Sin
ה ר ע ש

Chittah (wheat)

חטה

Hey Tet Chet
ה ט ח

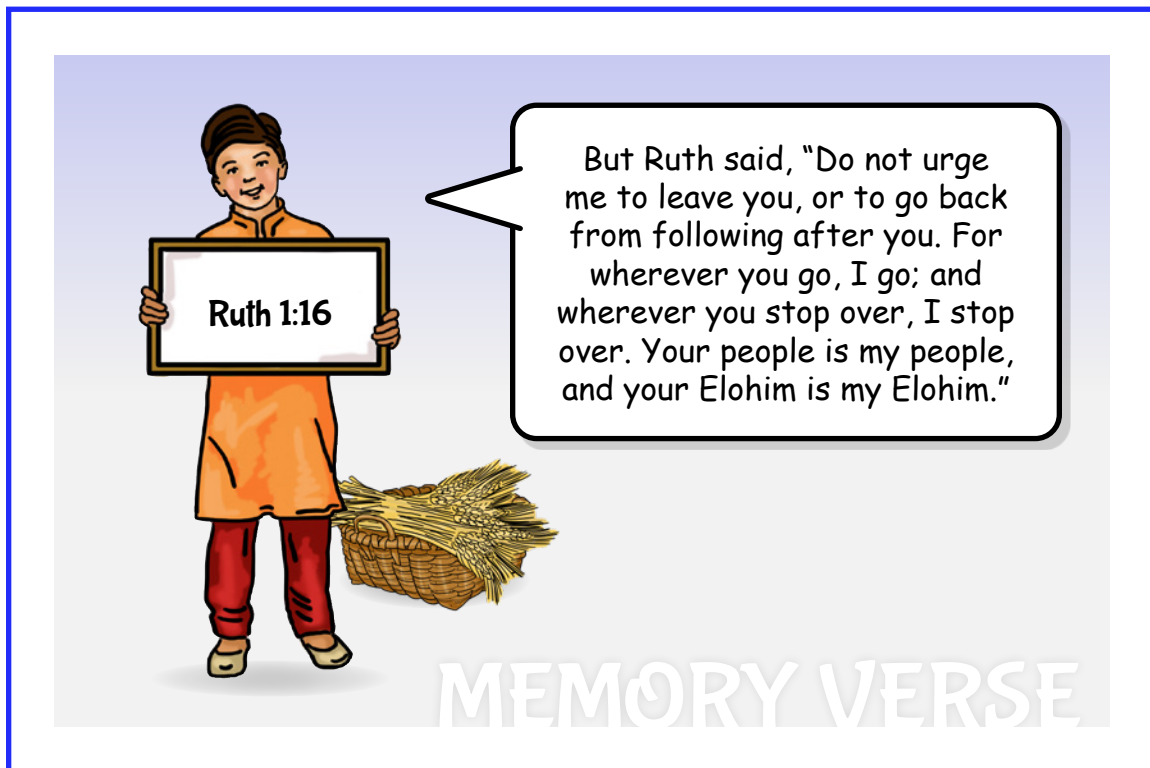


Counting What You Gained

This next section is intended to be reinforcement of the lessons learned during this lesson. Choose the activities that best fit your child.

STORING UP TREASURE IN MY HEART

The Katan Bet and Gadol memory verse is Ruth 1:16. You can review the verse with them by reciting it out loud, acting it out, putting it to music...whatever works for you.



Here is the link for this song:

https://www.podomatic.com/podcasts/steveberkson/episodes/2021-05-06T21_00_00-07_00

SEEKING TREASURE



1.


Why did Elimelek leave Beyth Lehem?

Circle the correct choice.

scarcity of food wars

He was tired of living there


(1:1)



2.

From what nation did Ruth come?

(1:4)




3.

What is the famous verse that Ruth said to her mother-in-law?

But Ruth said, "Do not urge me to _____ you, or to go back from _____ after you. For _____ you _____, I _____; and _____ you _____ over, I _____ over. Your _____ is my _____ and your _____ is my _____."

(1:16)



4.

What did Na'omi ask the townspeople to call her?

What does it mean?

(1:20)



5.

Once Na'omi and Ruth reached Beyth Lehem, in whose field did Ruth happen to glean?

(2:3)



6.

Write down the verses where you can find the special things that Bo'az did for Ruth found in Chapter 2.

told her to only glean in his field _____

told her to drink water from his vessels _____

asked Ruth to share a meal of bread and vinegar at mealtime _____

passed roasted grain to her _____

asked his men to pull out extra sheaves for Ruth to glean _____



7.


What harvest were they winnowing?

Circle the correct choice.

corn wheat flax

spelt barley

(3:2)



8.

What did Bo'az call the kinsman who was nearer in relationship to Na'omi?

(3:12)



9.

What token act did the nearer kinsman do as a witness to others that he did not wish to fulfill his obligation to redeem Na'omi's land and marry Ruth?

Circle the correct choices.

take off his sandal and give it to Bo'az

spit in Bo'az's face tear his clothes

(4:6-8)



10.


Starting with Bo'az and Ruth, write down the genealogy of King Dawid.

(4:21-22)



WORD SEARCH

Search for the hidden words from this week's lesson.




SCARCITY
EPHRATHITES
ELIMELEK
NA'OMI
MAHLON
KILYON
MO'ABITNESS

RUTH
ORPAH
BO'AZ
BARLEY
WHEAT
GLEAN
REAPERS

HARVEST
WINNOW
THRESHING FLOOR
LOVING-COMMITMENT
REDEEMER
SANDAL
WITNESS



Answer Key



SCARCITY
 EPHRATHITES
 ELIMELEK
 NA'OMI
 MAHLON
 KILYON
 MO'ABITNESS


RUTH
 ORPAH
 BO'AZ
 BARLEY
 WHEAT
 GLEAN
 REAPERS

HARVEST
 WINNOW
 THRESHING FLOOR
 LOVING-COMMITMENT
 REDEEMER
 SANDAL
 WITNESS



CROSSWORD PUZZLE

Complete the crossword using words from this week's lesson.



Across

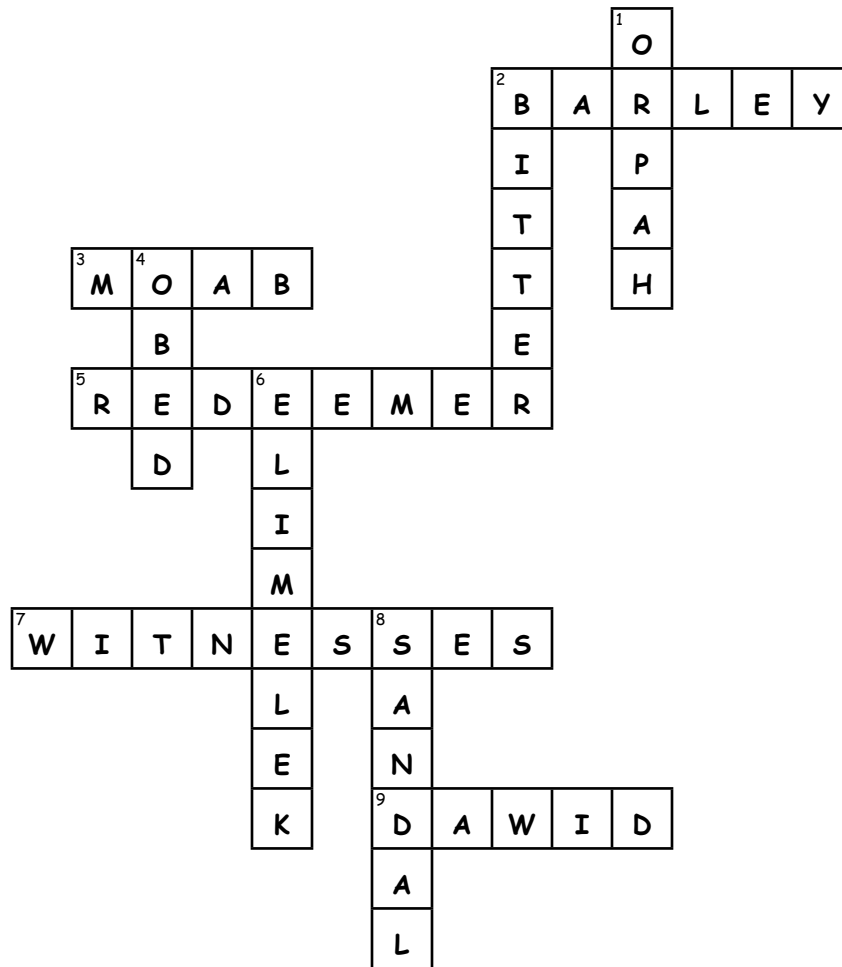
2. What grain did Ruth glean in the fields of Bo'az?
3. The area Elimelech took his family to during the famine.
5. What did Ruth call Bo'az when he spread his covering over her?
7. What are the people called who observed the deal?
9. Who was Yishai's son?

Down

1. The name of the daughter-in-law who did not go with Na'omi.
2. What does 'mara' mean?
4. The name of Ruth and Bo'az's son.
6. The name of Na'omi's husband.
8. What article of clothing did one give the other when refusing right to be redeemer?



Answer Key



Across

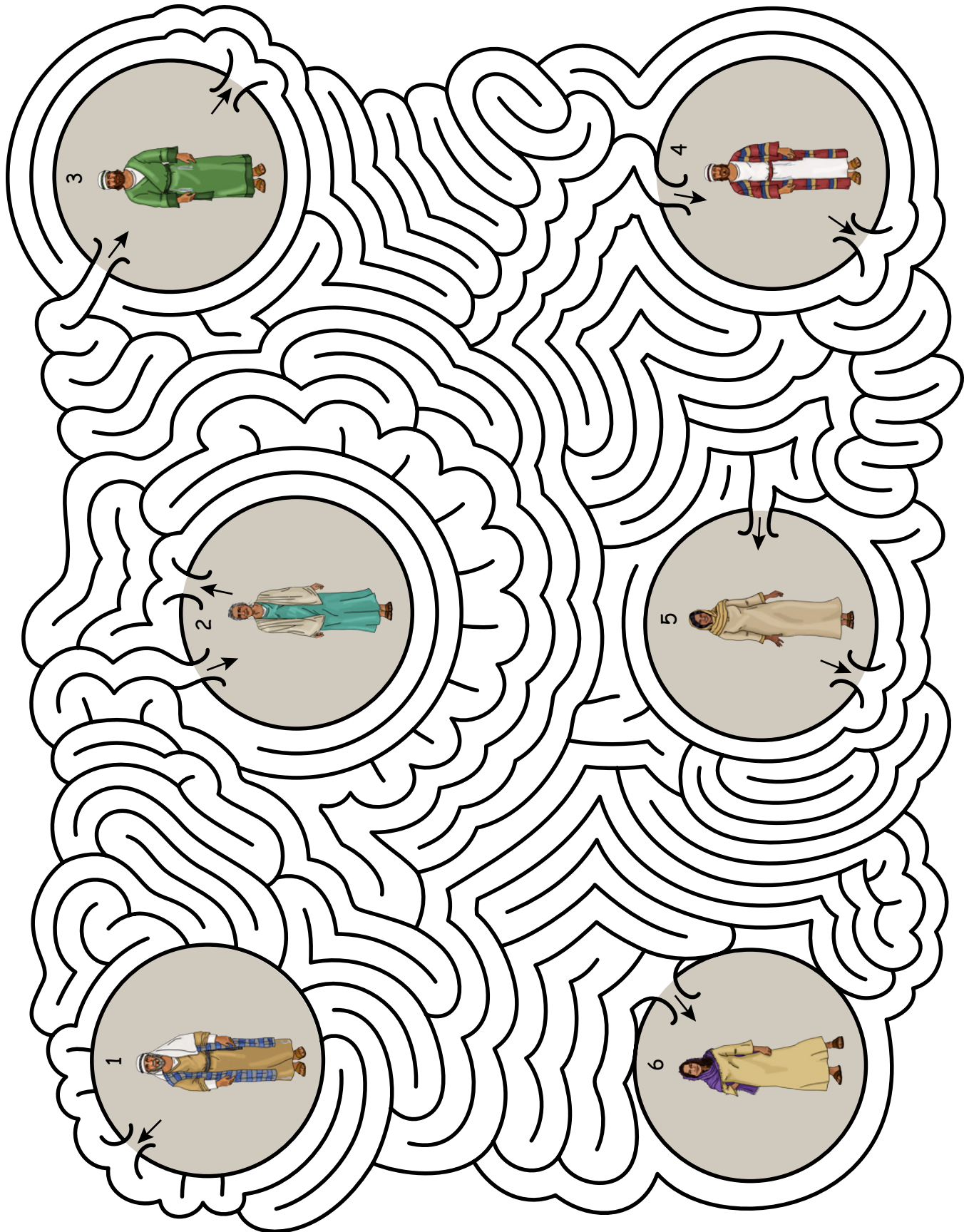
2. What grain did Ruth glean in the fields of Bo'az? **barley**
3. The area Elimelek took his family to during the famine. **Mo'ab**
5. What did Ruth call Bo'az when he spread his covering over her? **redeemer**
7. What are the people called who observed the deal? **witnesses**
9. Who was Yishai's son? **Dawid**

Down

1. The name of the daughter-in-law who did not go with Na'omi. **Orpah**
2. What does 'mara' mean? **bitter**
4. The name of Ruth and Bo'az's son. **Obed**
6. The name of Na'omi's husband. **Elimelek**
8. What article of clothing did one give the other when refusing right to be redeemer? **sandal**



MAZE



CRYPTOGRAM ANSWER KEY

Using the code below, match the letters with the symbols to reveal the mystery phrase.

UNTIL THE MORROW AFTER THE SEVENTH
 SABBATH YOU COUNT FIFTY DAYS. AND ON
 THIS SAME DAY YOU SHALL PROCLAIM A
 SET-APART GATHERING FOR YOURSELVES,
 YOU DO NO SERVILE WORK ON IT - A LAW
 FOREVER IN ALL YOUR DWELLINGS
 THROUGHOUT YOUR GENERATIONS.
 VAYIKRA 23:16, 21

A - *	L - +	Q - †	V - ☹️	6 - ↕
B - ▣	M - 🍀	R - ★	W - ↶	7 - 🏹
C - ☒	N - ↔	S - 🖐️	X - 🖐️	8 - ↗
D - ♥	O - ↗	T - ☺️	Y - ↶	9 - ↗
E - ☒	P - ✦	U - ☹️	Z - ↶	0 - ✖️
F - ♥	G - ○	H - ✨	I - 🍀	1 - ↗
	J - ↶	K - ↶	L - +	2 - ○
	M - 🍀	N - ↔	O - ↗	3 - ✨
	P - ✦	Q - †	R - ★	4 - ↶
	G - ○	S - 🖐️	T - ☺️	5 - ↶
	H - ✨	U - ☹️	V - ☹️	6 - ↕
	I - 🍀	W - ↶	X - 🖐️	7 - 🏹
	J - ↶	Y - ↶	Z - ↶	8 - ↗
	K - ↶			9 - ↗
				0 - ✖️



Precious Possessions

NOTEBOOK PAGE

Materials:

- Cardstock - white
- Construction paper - green or color of choice
- 1½" wide satin ribbon - tan (for the barley) & gold (for the wheat)
- Cardboard or cereal box
- Hole punch
- Double-sided adhesive tape
- Glue stick
- Clear tape
- Scissors
- Coloring pencils, crayons or markers
- Notebook Templates: A & B

Barley and Wheat Bookmarks

Ruth 2:23



Parent/Teacher Preparation:

- Print Notebook Templates A & B on white cardstock.
- Cut (1) 4" x 6" rectangle out of cardboard. Trim the top and side so that when it lays on Notebook Template B it is slightly smaller.
- Cut (7) ½" x 7" strips of green (or color of choice) construction paper.
- Cut (11) ½" x 4½" strips of green (or color of choice) construction paper.
- Cut (1) 24" length of tan and gold ribbon.

Instructions for the Notebook Page:

- Cut out Notebook Templates, rectangle cardboard and construction paper strips. Make sure to leave the fold tabs on Notebook Template B. (P1)
- Using a hole punch, make 2 holes on each bookmark. You may need to fold the top kernel in half to hole punch it. (P2)

Basket

- Weave the cut strips of construction paper on the cardboard as follows:
 - The (7) ½" X 7" strips will run vertically.
 - The (11) ½" X 4½" strips will run horizontally.
- Run a line of double-sided adhesive tape on the top edge of the cardboard. Lay the (7) 1/2" x 7" vertical strips onto the tape and bring the strips over onto the other side. (P3a, P3b)



P1



P2



P3a



P3b

Instructions for the Notebook Page cont'd:

Basket cont'd

- Run a line of double-sided adhesive tape on the back side of the cardboard along the left and right side. Doing one row at a time, place your construction strip onto the tape and bring over to the other side. Weave the (11) 1/2" x 4 1/2" horizontal strips into the vertical strips making sure to alternate each row with over and under and under and over patterns to create a basket weave. The overhang ends will lay on the tape on the back side. (P4)
- You can tape the end strips to secure them.
- Fold the end tabs on Notebook Template B making sure the lower fold is inside the side folds in order to create a pocket. (P5a)
- Using double-sided adhesive tape, run the tape only inside the folds in the pocket tabs. (P5b)
- You should have a pocket with the sides and bottom open. (P6)
- Run a glue stick onto the side and bottom tabs. (P7a)
- Adhere the tabs to the back side of the basket and press firmly to secure. (P7b)
- Run a glue stick onto the back side of the pocket and lay the completed basket onto the Main Page. Set aside. (P8)



P4



P5a




P5b




P6



P7a



P7b



P8

Instructions for the Notebook Page cont'd:

Bookmark

- Take your first ribbon and starting at the bottom right on the back of the template, work your way up to the top kernel. (P9a, P9b, P9c)
- Work your way down to the left side. (P10a, P10b)
- Secure the ribbons on the back with tape. (P11)
- Repeat the process with the other bookmark. (P12)
- Place the barley and the wheat bookmarks in the basket. (P13)



P9a



P9b



P9c



P10a



P10b



P11

Hebrew Words

- Write the following directly on the Main Page or on a piece of colored cardstock and glue to the page:
 - 1) **Seorah** 2) **שערה** 3) **Barley** (P14)
 - 1) **Chittah** 2) **חטה** 3) **Wheat** (P15)

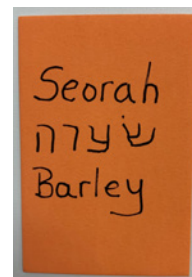


P12



P13



You now have a visual representation of the 2 harvests that took place during the spring festival season from Passover to Shavuot.




P14



P15



Notebook Template B



CRAFT

Materials:

- Cardstock - white
- Foam board
- Embellishments - glitter glue, puffy paint, gems, sequins, etc...
- X-acto knife
- Double-sided tape or glue stick
- Scissors
- Coloring pencils, crayons or markers
- Craft Templates: A & B (BW) or C & D (color)

Parent/Teacher Preparation:

- Print Craft Templates of choice on white cardstock.

10 Commandments Keepsake

Exodus 20; Deuteronomy 5



Instructions for the Craft:

- If using BW Templates, color using medium of choice.
- Cut out all Template pieces. (P1)
- Adhere double-sided tape to the back of the 2 tablets. (P2)
- Place the 2 tablets on foam board. (P3)
- Using an X-acto knife, cut around the tablets into the foam board. (P4a, P4b, P4c)



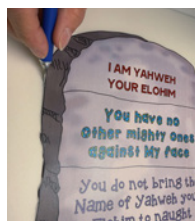
P1



P2



P3



P4a



P4b



P4c

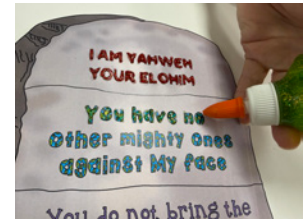
Instructions for the Craft cont'd:

- Using embellishments of choice, decorate each commandment as desired.
 - C1 - red glitter glue (P5a)
 - C2 - green glitter glue (P5b)
 - C3 - purple glitter glue (P5c)
 - C4 - iridescent glitter glue & gold glitter glue (P5d)
 - C5 - yellow puffy paint (P5e)
 - C6 - iridescent glitter glue (P5f)
 - C7 - blue puffy paint (P5g)
 - C8 - iridescent glitter glue (P5h)
 - C9 - pink puffy paint (P5i)
 - C10 - blue & green glitter glue (P5j)
- Set the 2 tablets aside to dry. (P6)
- If desired, continue decorating the 2 tablets by adding gems. (P7)
- If desired, add dimension to the 2 tablets at the edges and lines using brown puffy paint. (P8a, P8b)
- Set the 2 tablets aside to dry.

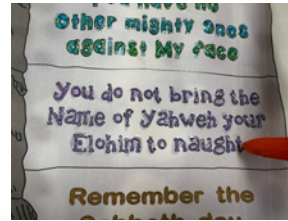
You now have a keepsake of the 10 Commandments that can be put on a display stand.



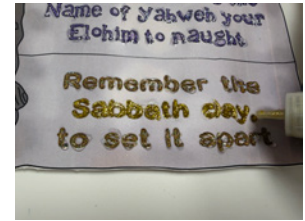
P5a



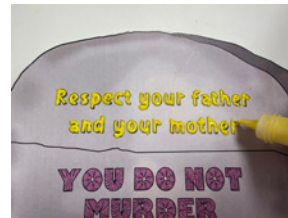
P5b



P5c




P5d



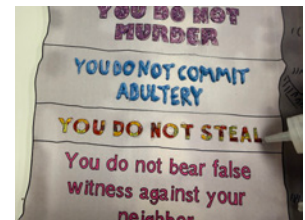
P5e



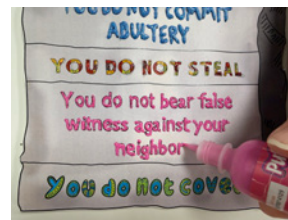
P5f



P5g



P5h



P5i



P5j



P6



P7



P8a



P8b

I AM YAHWEH
YOUR ELOHIM

YOU have no
other mighty ones
against My face

you do not bring the
Name of Yahweh your
Elohim to naught

Remember the
Sabbath day,
to set it apart

Respect your father
and your mother

YOU DO NOT
MURDER

YOU DO NOT COMMIT
ADULTERY

YOU DO NOT STEAL

You do not bear false
witness against your
neighbor

YOU DO NOT COVET

I AM YAHWEH
YOUR ELOHIM

You have no
other mighty ones
against My face

You do not bring the
Name of Yahweh your
Elohim to naught

Remember the
Sabbath day,
to set it apart

Respect your father
and your mother

YOU DO NOT
MURDER


YOU DO NOT COMMIT
ADULTERY

YOU DO NOT STEAL

You do not bear false
witness against your
neighbor


YOU DO NOT
COVET

But Ruth said, "Do not urge me to leave you, or to go back from following after you. For wherever you go, I go; and wherever you stop over, I stop over. Your people is my people and your Elohim is my Elohim." - Ruth 1:16



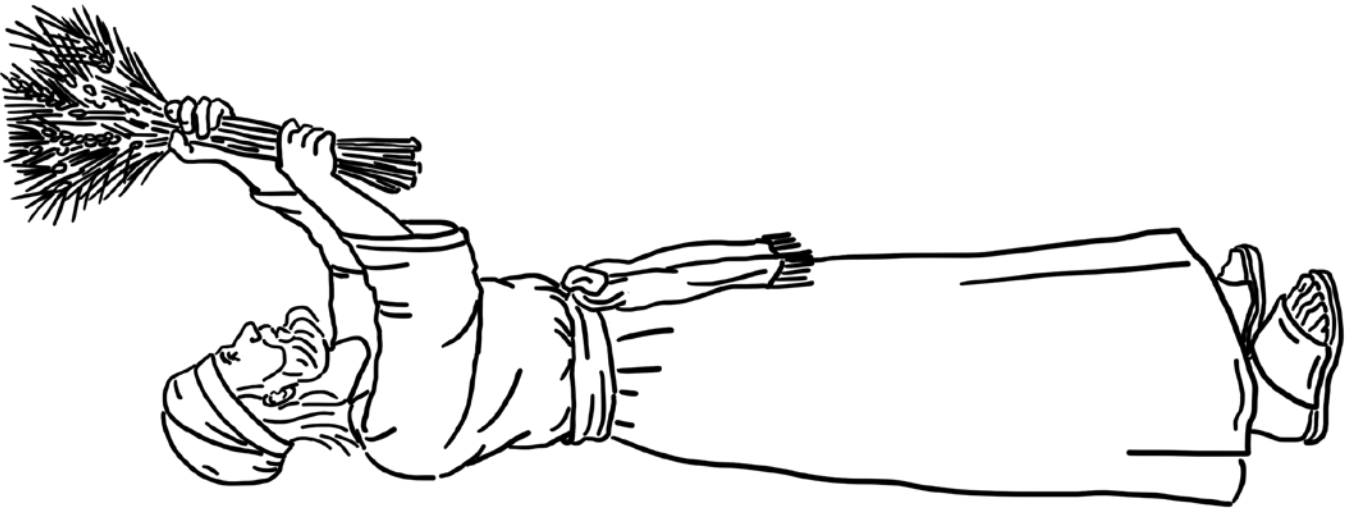
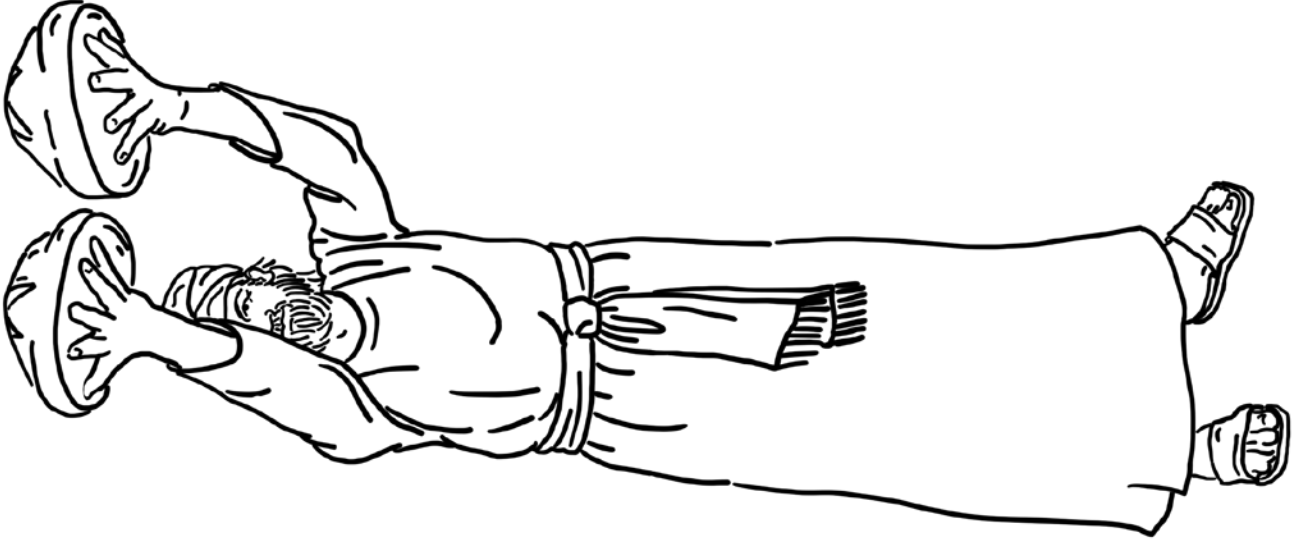
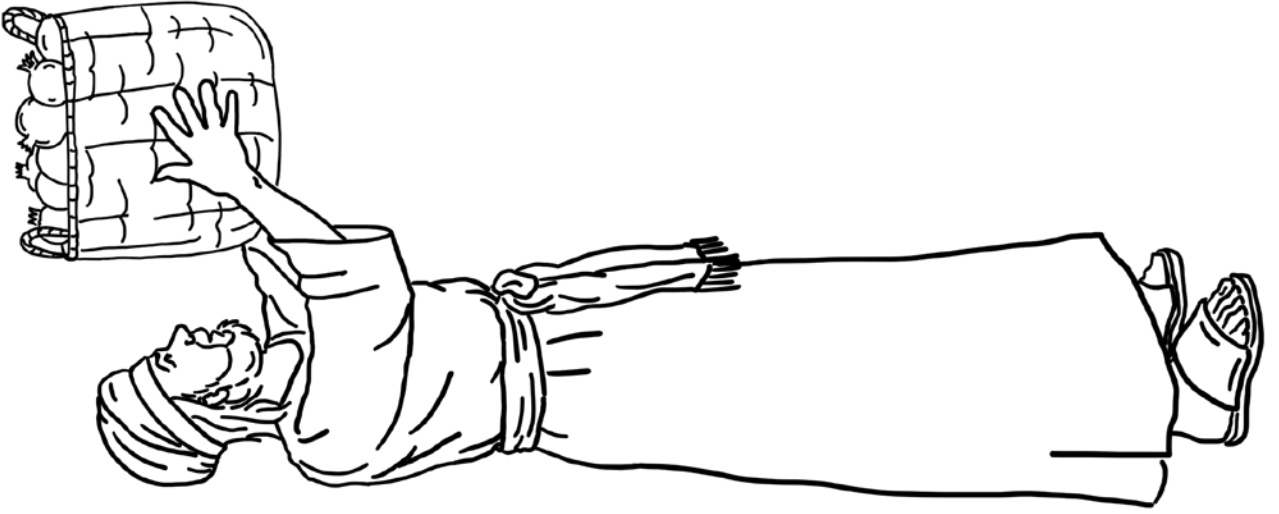
And she left, and went and gleaned in the field after the reapers. As it turned out, she came to the part of the field belonging to Bo'az, the near relative of Elimelek. - Ruth 2:3

And he said, "Who are you?" And she answered, "I am Ruth, your female servant. Now you shall spread your covering over your female servant-for you are a redeemer." - Ruth 3:9



And this was formerly done in Yisra'el concerning redeeming and exchanging, to confirm every word: one man took off his sandal and gave it to the other, and this was a witness in Yisra'el. - Ruth 4:7





שַׁבּוֹת

"Chag Hashavuot"
Feast of Weeks

תּוֹרָה

Sweetness of Torah

SWEET SOUNDS OF TORAH

(Sing Praises to His Name)

Here is the link for this song:

https://www.podomatic.com/podcasts/steveberkson/episodes/2017-05-24T08_27_35-07_00

Wherever You Go

Ruth 1:16-17

Wherever you go, I will go
Wherever you dwell, I will dwell
Your people will be my people
And your Elohim my Elohim (repeat)

Wherever you die, I will die
And there will I be buried
Yahweh do to me and more as well
If anything but death parts me from you (repeat last 2 lines)

Wherever you go, I will go
Wherever you dwell, I will dwell
Your people will be my people
And your Elohim my Elohim (repeat)



SWEET TASTE OF TORAH

This snack relates to this week's lesson. Please take these as suggestions and make necessary changes based on your individual dietary needs.

Mt. Sinai Muffin & Cookie Tablets

Exodus 19:20; 34:4, 29



Ingredients:

- Muffin mix (flavor of choice)
- Vienna finger cookies (represents tablets)
- Silver sprinkles
- Decorating gel
- Chopped nuts

Instructions:

Follow directions on your muffin mix box and pour batter into desired cupcake liners or tins. Bake as directed.

Place the muffin on a paper plate and surround with chopped nuts.

Cut a Vienna finger cookie in half. Carefully split each half of the cookie so that the filling sticks to one side. Put silver sprinkles on the half that still has the filling and use a tube of decorating gel to write Hebrew letters on the filling. Insert 2 toothpicks in the top of the muffin and rest each half of the cookie side by side on the toothpicks.

Just like reading the story of Ruth, it is also tradition to eat food made with dairy on Shavuot. We recommend items such as blintzes, burekas or cheesecake which are very popular. We have a Mt. Sinai muffin to represent the event of receiving the 10 Commandments on Shavuot.