

Parsha Pearls

Emor

"Say"

Leviticus 21:1 - 24:23

Katan Bet/Gadol



In This Edition:

31.1 - And These are Your Appointed Times
Leviticus 23



Table of Contents

Parsha Pearls is a comprehensive resource that allows for complete customization by the parent. We understand that if you were to strive to accomplish all aspects of each lesson in one day it would be unrealistic and also overload for the child. It is our intention that this be used 'a la carte' so that it suits your specific needs. Our site caters to printing only the pieces you choose.

This page will provide quick links to get to the portion of the document for which you are looking. When you hover over the title a finger will appear. Click on it and you will be taken directly to that page.

If you are new to Parsha Pearls, we have created an [Introduction](#) document outlining how to use our lessons, as well as a [Scriptural Inspiration](#) document, which explains our titles and the Scriptural inspiration for them. We pray that Parsha Pearls blesses your home and that your children will grow to love the Word and to never depart from keeping Torah. As always, feel free to email us at parshapearls@mtoi.org if you have any questions.

Pearl Seeking (The Main Lesson)	3
➤ Treasuring His Word (Overview of the Parsha)	3
➤ Parsha Points (Main Lesson Content)	3
➤ Digging Deeper (Thought Provoking Questions)	6
➤ Resource	7
» Feasts Calendar Wheel	7
» Feasts and Sabbaths Guide	8
Searching Out Hebrew (Reading & Writing)	9
➤ Words	9
➤ Numbers	9
➤ Word Match	10
➤ Flashcards	11
➤ Writing Hebrew	12
Counting What You Gained (Worksheets)	13
➤ Storing Up Treasure In My Heart (Memory Verse)	13
➤ Seeking Treasure (Questions from the Parsha)	15
➤ Word Search	17
➤ Crossword Puzzle	19
➤ Maze	21
Precious Possessions (Arts & Crafts)	22
➤ Notebook Page	22
➤ Coloring Page	30
Sweetness of Torah	31
➤ Sweet Sounds of Torah (Song Corresponding to the Parsha)	31
➤ Sweet Taste of Torah (Snack Corresponding to the Parsha)	32
➤ Appointed Times Snacks	33
Next Week's Treasure Hunt (Looking Ahead to Next Week's Parsha)	34



Pearl Seeking

TREASURING HIS WORD

Let's do a quick overview of the entire Torah portion:

Monday:	Lev. 21	Torah regarding the priesthood
Tuesday:	Lev. 22	Torah regarding the Set-apart offerings
Wednesday:	Lev. 23	Torah regarding the Appointed Times
Thursday:	Lev. 24:1-9	Torah regarding the Set-apart Place
Friday:	Lev. 24:10-23	Torah regarding Right-rulings

In this week's Parsha Pearls lesson, we will be discussing Yahweh's Appointed Times. We are providing a parent/teacher guide that indicate the '7 High Sabbaths', the '5 Appointed Times' and the '3 Pilgrimage Feasts' to help teach your children the special times in the year besides the weekly Sabbath that we are commanded to observe as set-apart gatherings. Now, let's read Lev. 23.

PARSHA POINTS

The Torah regarding the Appointed Times of Yahweh

- Yahweh instructs Mosheh to tell the children of Yisra'el His Appointed Times (**moadim**) - 23:1-2, 4,44
- The Appointed Times of Yahweh shall be proclaimed as set-apart gatherings - 23:2, 4, 37
- On the Appointed Times, these offerings by fire are to be made to Yahweh daily: burnt, grain, slaughtering, and drink offerings - 23:37
- The offerings for the Appointed Times are in addition to the Sabbaths, gifts, vows, and voluntary offerings that are given to Yahweh - 23:38

Torah regarding the Sabbath/Shabbat

- 6 days work is to be done - 23:3
- The 7th day is a Sabbath of rest - 23:3
- It is a set-apart gathering (**mikra kodesh**) - 23:3
- You do no work - 23:3
- It is a Sabbath to Yahweh in all your dwellings - 23:3



Torah regarding the Passover/Pesach

- It is observed in the first month (**Abib**) on the 14th day - 23:5
- It is observed between the 2 evenings (14th to 15th) - 23:5



Torah regarding the Festival of Unleavened Bread (Matzot)/Chag HaMatzot

- It is observed on the 15th day of the first month - 23:6
- The children of Yisra'el are to eat unleavened bread for 7 days - 23:6
- The first day there is to be a set-apart gathering; no servile work is to be done - 23:7
- An offering by fire is to be made to Yahweh each day for 7 days - 23:7
- The 7th day there is to be a set-apart gathering; no servile work is to be done - 23:7



Torah regarding the Offerings of First-Fruits/Wave Sheaf/Bikkurim

- When the children of Yisra'el settle in the land of Kena'an, they are to bring a sheaf of the first-fruits of their harvest to the priest - 23:10
- The priest shall wave the sheaf before Yahweh for their acceptance - 23:11
- It shall be performed on the day after the Sabbath (after the first Day of Unleavened Bread) - 23:11
- A burnt offering of a perfect one year old male lamb shall be given to Yahweh - 23:12
- A grain offering of 2/10ths of an ephah of fine flour mixed with oil shall be given to Yahweh - 23:13
- A drink offering of 1/4th of a hin of wine shall be given to Yahweh - 23:13
- The children of Yisra'el are to eat NEITHER bread, roasted grain or fresh grain until they have first brought their offering to Elohim; a law forever throughout their generations - 23:14



Torah regarding the Festival of Weeks/Shavuot

- The day after the waving of the sheaf, they are to begin counting 50 days and 7 completed Sabbaths toward Shavuot - 23:15, 16
- After 7 completed Sabbaths, on day 50, they are to bring a new grain offering to Yahweh - 23:16
- The wave offering of grain consists of 2 loaves of leavened bread baked from 2/10ths of an ephah of fine flour. These are first-fruits to Yahweh - 23:17
- A burnt offering is also to be presented to Yahweh, consisting of the following (23:18):
 - 7 lambs a year old, unblemished
 - 1 young bull
 - 2 rams
- A sin offering of 1 male goat shall also be brought - 23:19
- In addition, 2 male lambs, a year old are to be brought as a peace offering - 23:19



Torah regarding the Festival of Trumpets (Memorial/Remembrance of the trumpet blast)/Zichron Teruah/Yom HaTeruah/Rosh HaShanah

- It is observed in the 7th month on the first day at the new moon (**chodesh**) - 23:24
- It is a day of rest - 23:24
- It is a remembrance of blowing of trumpets - 23:24
- It is a set-apart gathering - 23:24
- No servile work is to be done on this day - 23:25
- An offering by fire is to be made to Yahweh - 23:25



Torah regarding the Festival of the Day of Atonement(s)/Yom Kippur/Yom HaKippurim

- It is observed in the 7th month on the tenth day of that new moon - 23:27
- It is a set-apart gathering - 23:27
- You shall afflict your beings (fast) - 23:27
- An offering by fire is to be made to Yahweh - 23:27
- No work is to be done on this day - 23:28,31
- It is a day to make atonement for the children of Yisra'el before Yahweh - 23:28
- Any being who does not afflict himself (fast) on this day shall be cut off from his community - 23:29
- Any being who works on this day shall be destroyed (killed) by Yahweh - 23:30
- This festival, with its mandatory rest from all work, is a law forever throughout your generations - 23:31
- It is a Sabbath of rest and affliction (fasting), observed from the 9th of the new moon at evening (10th) until the next evening (11th) (24 hours) - 23:32



Torah regarding the Festival of Tabernacles (Booths)/Sukkot

- It is observed in the 7th month starting on the fifteenth day - 23:34, 39,41
- It is a 7 day festival (**chag**) to Yahweh - 23:34, 39,41
- The first day shall have a set-apart gathering; no servile work is to be done this day; the first day is a rest - 23:35, 39
- An offering by fire is to be made to Yahweh each day for 7 days - 23:36
- All native Yisra'elites shall dwell in booths for 7 days - 23:42
- You shall rejoice before Yahweh for 7 days with the following (23:40):
 - fruit of good trees
 - branches of palm trees
 - twigs of leafy trees
 - willows of the stream



- This festival is:
 - observed at the time when you gather in the fruit of the land - 23:39
 - a law forever throughout your generations - 23:41
 - a reminder of the time Yisra'el lived in booths when Yahweh delivered Mitsrayim - 23:43



Torah regarding the Festival of the Eighth Day Assembly/Shemini Atzeret

- The eighth day shall have a set-apart gathering as a closing festival (after Sukkot); no servile work is to be done this day - 23:36,39
- An offering by fire is to be made to Yahweh - 23:36



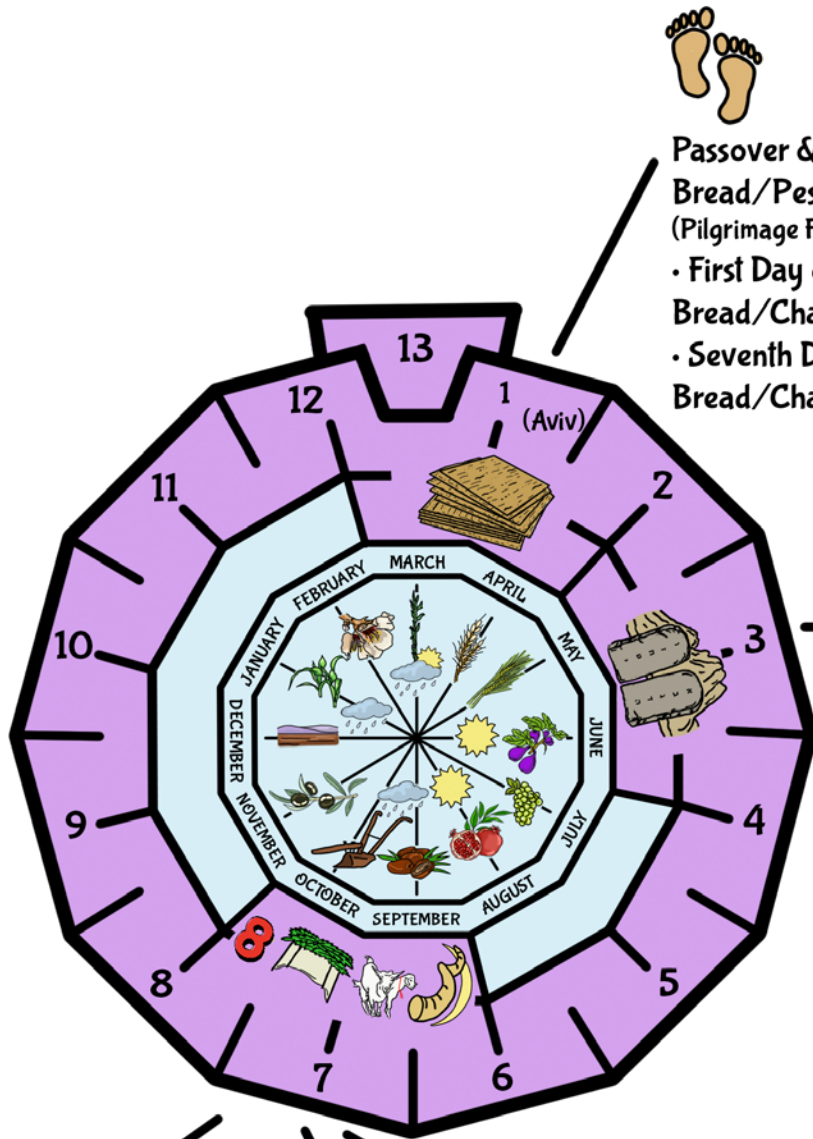
DIGGING DEEPER

Parents/Teachers may choose to use these prompts for further discussion of the Torah portion.

- Now that we have read about a mikrah (convocation) in its early Scriptural context, let's discuss its full meaning and its spiritual application to our lives today. (23:2)
- Discuss the differences between no servile work and no work at all. For example, the instruction for Shabbat and Day of Atonement(s) states that we are to do NO work (23:3, 28), whereas the other festivals state that we are to not do any 'servile' work. (23:7, 8, 21, 25, 35, 36)
- What are some Biblical stories that are traditionally read on some of the Holy Days?
- As we are currently in the process of counting toward Shavuot, research the first-fruits (bikkurim) or '7 Species', which were brought to Yahweh on this Holy Day (Deut. 8:8). What is the primary event that occurred on Shavuot?



FEASTS CALENDAR WHEEL



Passover & Days of Unleavened Bread/Pesach & Chag HaMatzot
(Pilgrimage Feast/Shalosh Regalim)

- First Day of Unleavened Bread/Chag HaMatzot
- Seventh Day of Unleavened Bread/Chag HaMatzot



Feast of Weeks/Chag HaShavuot
(Pilgrimage Feast/Shalosh Regalim)



Feast of Tabernacles/Chag HaSukkot
(Pilgrimage Feast/Shalosh Regalim)

- First day of Feast of Tabernacles/Chag HaSukkot
- Eighth day Assembly/Shemini Atzeret

Day of Trumpets/Zichron Teruah/Yom HaTeruah/Rosh HaShanah

Day of Atonement(s)/Yom Kippur/Yom HaKippurim



= Pilgrimage Feasts/Shalosh Regalim

FEASTS AND SABBATHS GUIDE

The 7 High Sabbaths / Shabbats

- 1st Day of Unleavened Bread / Chag HaMatzot
- 7th Day of Unleavened Bread / Chag HaMatzot
- Feast of Weeks / Chag HaShavuot
- Day of Trumpets / Yom HaTeruah / Zichron Teruah / Rosh HaShanah
- Day of Atonement(s) / Yom Kippur / Yom HaKippurim
- Feast of Tabernacles / Chag HaSukkot
- 8th day Assembly / Shemini Atzeret

The 5 Appointed Times/Moadim

- Passover & Days of Unleavened Bread / Pesach & Chag HaMatzot
- Feast of Weeks / Chag HaShavuot
- Day of Trumpets / Yom HaTeruah / Zichron Teruah / Rosh HaShanah
- Day of Atonement(s) / Yom Kippur / Yom HaKippurim
- Feast of Tabernacles / Chag HaSukkot

The 3 Pilgrimage Feasts/Shalosh Regalim

- Feast of Unleavened Bread / Chag HaMatzot
- Feast of Weeks / Chag HaShavuot
- Feast of Booths / Chag HaSukkot



Searching Out Hebrew

Parents/Teachers can print out the '[Hebrew Pronunciation Guide](#)' to help with the pronunciation of Hebrew names and words. They can be cut out and used in conjunction with the Flashcards.

WORDS

Parents/Teachers see the following page for 3 x 5 card cut outs of the words from this week's parsha. If printed on card stock, they can be kept in a box to reinforce learning.

Moadim (**מוֹעֵדִים**) - appointed times/feasts

Mikra kodesh (**מִקְרָא-קֹדֶשׁ**) - set-apart gathering/holy convocation

Chodesh (**חֹדֶשׁ**) - moon/month

Chag (**חַג**) - festival/pilgrimage feast

NUMBERS

Parents/Teachers can print out these numbers to have as additional resources. These can be found under the 'Resources' tab on the YMTOI website.

2 - shtayim

6 - shesh

7 - sheva

50 - chamishim

WORD MATCH

Match this week's Hebrew words to their correct definition.

Chag

Appointed Times/Feasts

Chodesh

Festival/Pilgrimage Feast

Mikra kodesh

Moon/Month

Moadim

Set-apart Gathering/
Holy Convocation



FLASHCARDS

מִקְרָא-קֹדֶשׁ

Mikra kodesh

Mik-ra ko-desh

set-apart gathering/holy
convocation

חַג

Chag

Chag

festival/pilgrimage feast

מוֹעֲדִים

Moadim

Mo-a-dim

appointed times/feasts

חֹדֶשׁ

Chodesh

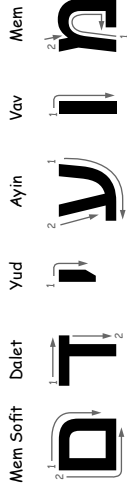
Cho-desh

moon/month

WRITING HEBREW

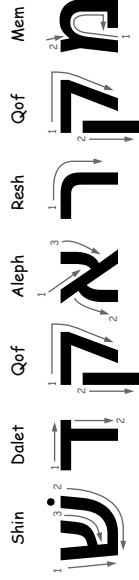
Moadim (appointed times/feasts)

מוֹעֲדִים



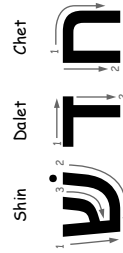
Mikra kodesh (set-apart gathering/holy convocation)

מִקְרָא-קֹדֶשׁ



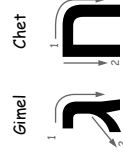
Chodesh (moon/month)

חֹדֶשׁ



Chag (festival/pilgrimage feast)

חַג



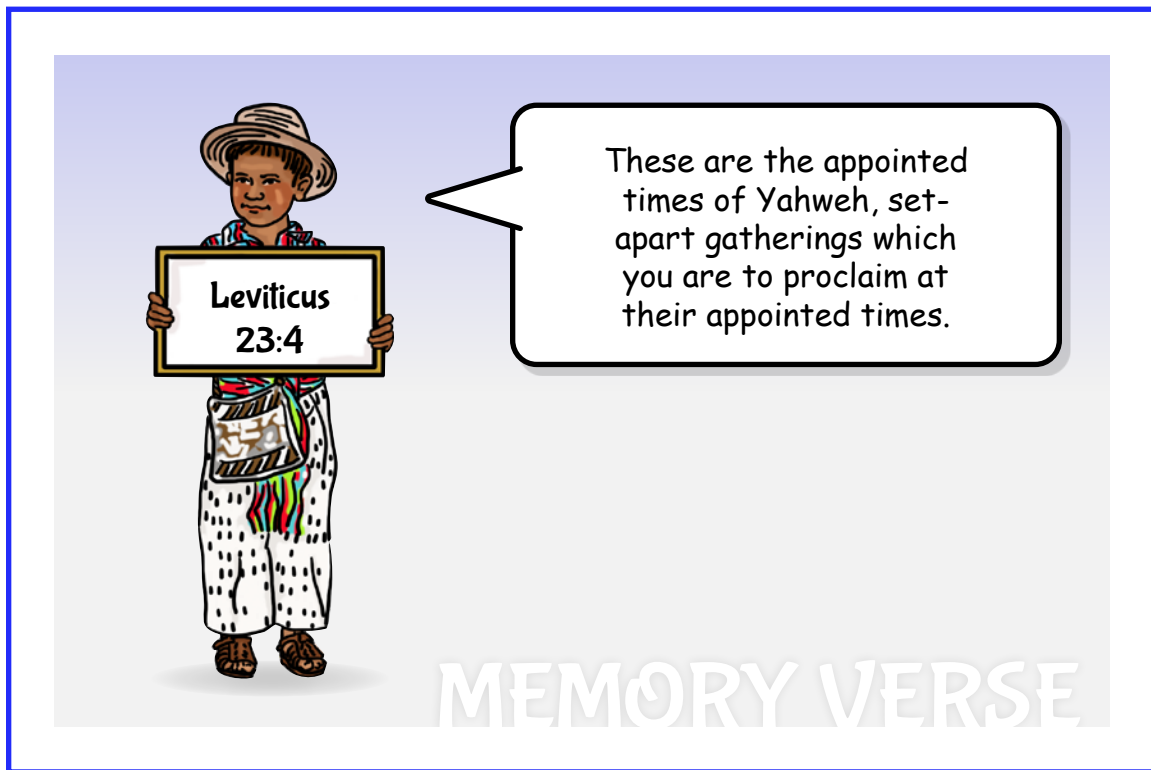


Counting What You Gained

This next section is intended to be reinforcement of the lessons learned during this parsha. Choose the activities that best fit your child.

STORING UP TREASURE IN MY HEART

The Katan Bet and Gadol memory verse is Leviticus 23:4. You can review the verse with them by reciting it out loud, acting it out, putting it to music...whatever works for you.



Use this space to draw a picture of the verse memorized.



Use this space to write out the verse memorized.



SEEKING TREASURE

1.



'Six days _____ is done, but the seventh day is a Sabbath of _____, a set-apart gathering.

You do no _____ it is a Sabbath to Yahweh in all your _____.'

(23:3)


2.



How many days do you eat Unleavened Bread?

(23:6)

3.



What does Yahweh want us to do on the 1st and 7th day of Unleavened Bread, Shavuot, Day of Trumpets, 1st day of Sukkot and 8th day closing festival (Shemini Atzeret)?

(23:7, 8, 21, 24, 35, 36)


4.



How many completed 'Sabbaths' (weeks) do you count between the bringing of the wave sheaf offering and Shavuot?

(23:15)

5.



How many 'days' do you count between the bringing of the wave sheaf offering and Shavuot? _____

(23:16)

6.



Are you allowed to reap the corners of your field completely?

Yes / No


(23:22)



7.

What is one thing that we do on the Day of Atonement(s) that is different from the other feasts?

(23:27, 29)



8.

What agricultural species (plants) are we told to rejoice with on the first day of Sukkot?

(23:40)



9.

What did Yahweh want his people to do for 7 days during Sukkot?

Circle the correct choices.

- rejoice celebrate live in booths
- live in caves afflict themselves

(23:40-42)



10.


Whose appointed times are we to keep/guard/do?

(23:2, 4, 44)



WORD SEARCH

Search for the hidden words from this week's parsha.



APPOINTED TIMES

SABBATH

GATHERINGS

PESACH

FESTIVAL OF MATZOT

UNLEAVENED BREAD

SERVILE WORK

HARVEST

FIRST-FRUITS

SHEAF

ACCEPTANCE

ROASTED GRAIN

FRESH GRAIN

FIFTY DAYS

WAVE OFFERING

YOM TERUAH

YOM HaKIPPURIM

AFFLICT


ATONEMENT

FESTIVAL OF SUKKOT

SHEMINI ATZERET



Answer Key



APPOINTED TIMES

SABBATH

GATHERINGS

PESACH

FESTIVAL OF MATZOT

UNLEAVENED BREAD

SERVILE WORK

HARVEST

FIRST-FRUITS

SHEAF

ACCEPTANCE

ROASTED GRAIN

FRESH GRAIN

FIFTY DAYS

WAVE OFFERING

YOM TERUAH

YOM HaKIPPURIM

AFFLICT

ATONEMENT


FESTIVAL OF SUKKOT

SHEMINI ATZERET



CROSSWORD PUZZLE

Complete the crossword using words from this week's parsha.



Down


1. Dwell in _____ for 7 days.
5. In the 7th month on the tenth day is Yom _____.
6. The first Appointed Time is _____.
7. The Festival of Sukkot lasts _____ days.
8. On the first day of the Days of Unleavened Bread we are to do no _____ work.
10. On the morrow after the Sabbath during the Days of Unleavened Bread, the priest waves the _____.

Across

2. You do no _____ on the Sabbath day.
3. To get to Shavuot we count _____ days or 7 completed Sabbaths.
4. In the 7th month on the fifteenth day starts the Festival of _____.
9. During the Festival of Matzot we are to eat _____ bread.
11. In the 7th month on the first day is the festival Yom _____.
12. We are NOT to _____ on Yom Kippurim.



Answer Key



Down

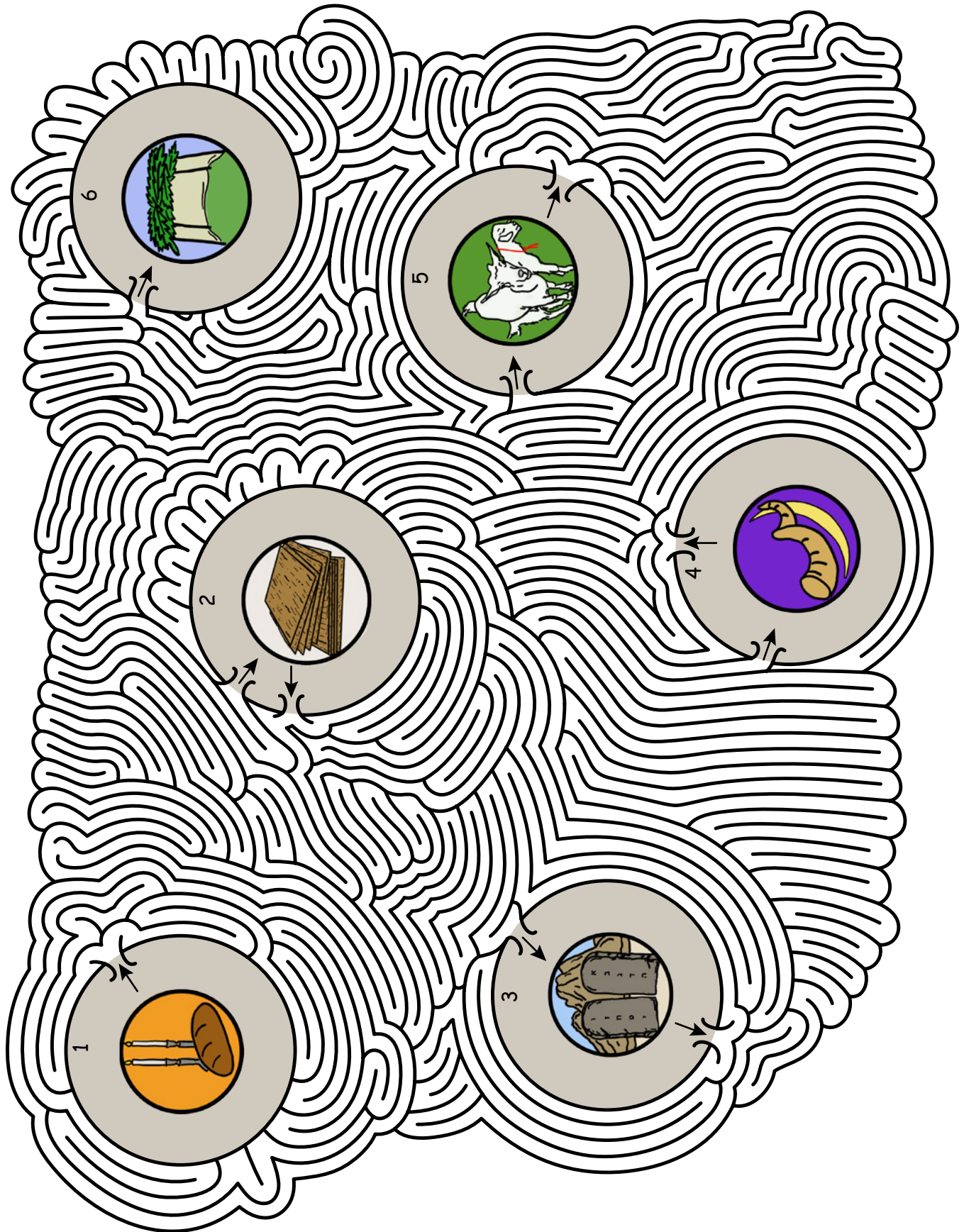
- Dwell in **booths** for 7 days.
- In the 7th month on the tenth day is Yom **Kippurim**.
- The first Appointed Time is **Sabbath**.
- The Festival of Sukkot lasts **seven** days.
- On the first day of the Days of Unleavened Bread we are to do no **servile** work.
- On the morrow after the Sabbath during the Days of Unleavened Bread, the priest waves the **sheaf**.

Across

- You do no **work** on the Sabbath day.
- To get to Shavuot we count **fifty** days or 7 completed Sabbaths.
- In the 7th month on the fifteenth day starts the Festival of **Sukkot**.
- During the Festival of Matzot we are to eat **unleavened** bread.
- In the 7th month on the first day is the festival Yom **Teruah**.
- We are NOT to **eat** on Yom Kippurim.



MAZE



Precious Possessions

NOTEBOOK PAGE

Materials:

- Cardstock - white & color of choice
- Ruler (to assist in folding the tabs)
- Double-sided foam dimensionals
- Double-sided tape
- Clear tape
- Glue
- Scissors
- Coloring pencils, crayons, or markers
- Notebook Page Templates: A, B & C (BW) or D, E & F (color)

Appointed Times

Leviticus 23



Parent/Teacher Preparation:


- Print Notebook Templates of choice on white cardstock.

Instructions for the Notebook Page:

- If using BW Templates, color using medium of choice.
- Cut out all Template pieces. (P1)
- Connect the 'Shabbat' section to the left of the Main feast section by placing clear tape on the back at the ends. Connect the 'Sukkot/Shemini Atzeret' section to the right of the Main feast section by placing clear tape on the back at the ends. Your end sections will be able to fold in. (P2a, P2b)
- Adhere double-sided foam dimensionals to the back of feast depiction pieces (challah, matzah, priest holding up 2 breads, Book of Life, 4 species). (P3a, P3b)
- Using a ruler, fold all the names of the feasts at the dotted lines. (P4a, P4b)



P1



P2a



P2b



P3a



P3b



P4a



P4b

Instructions for the Notebook Page Cont'd:

- Place the feast depictions (challah, matzah, priest holding up 2 breads, Book of Life, 4 species) in the correct feast sections. (P5)
- Roll double-sided tape onto the back of the tabs of the festival names in the following order: (P6)
 - Shabbat (P7a, P7b)
 - Pesach & Chag HaMatzot (P8a, P8b)
 - Shavuot (P9a, P9b)
 - Yom HaTeruah & Yom HaKippurim (P10a, P10b)
 - Chag HaSukkot & Shemini Atzeret (P11a, P11b)
- Your feasts are all ready to be placed on colored cardstock of choice. (P12a, P12b)



P5



P6




P7a



P7b



P8a



P8b



P9a



P9b



P10a



P10b



P11a



P11b

Attaching Appointed Times to Main Page

- Using a ruler, fold the tab at the bottom of the courtyard. (P13)
- Roll double-sided tape onto the back of the tab. (P14)
- Lay the tab onto the Main Page so that the Dwelling Place can raise up or lay flat. (P15)

Hebrew Words


- Write the following directly on the Main Page below the feast depictions or on a piece of colored cardstock and glue to the Main Page: (P16)
 - Moadim
 - מוֹעֲדִים
 - Appointed Times/Feasts



P12a



P12b



P13



P14

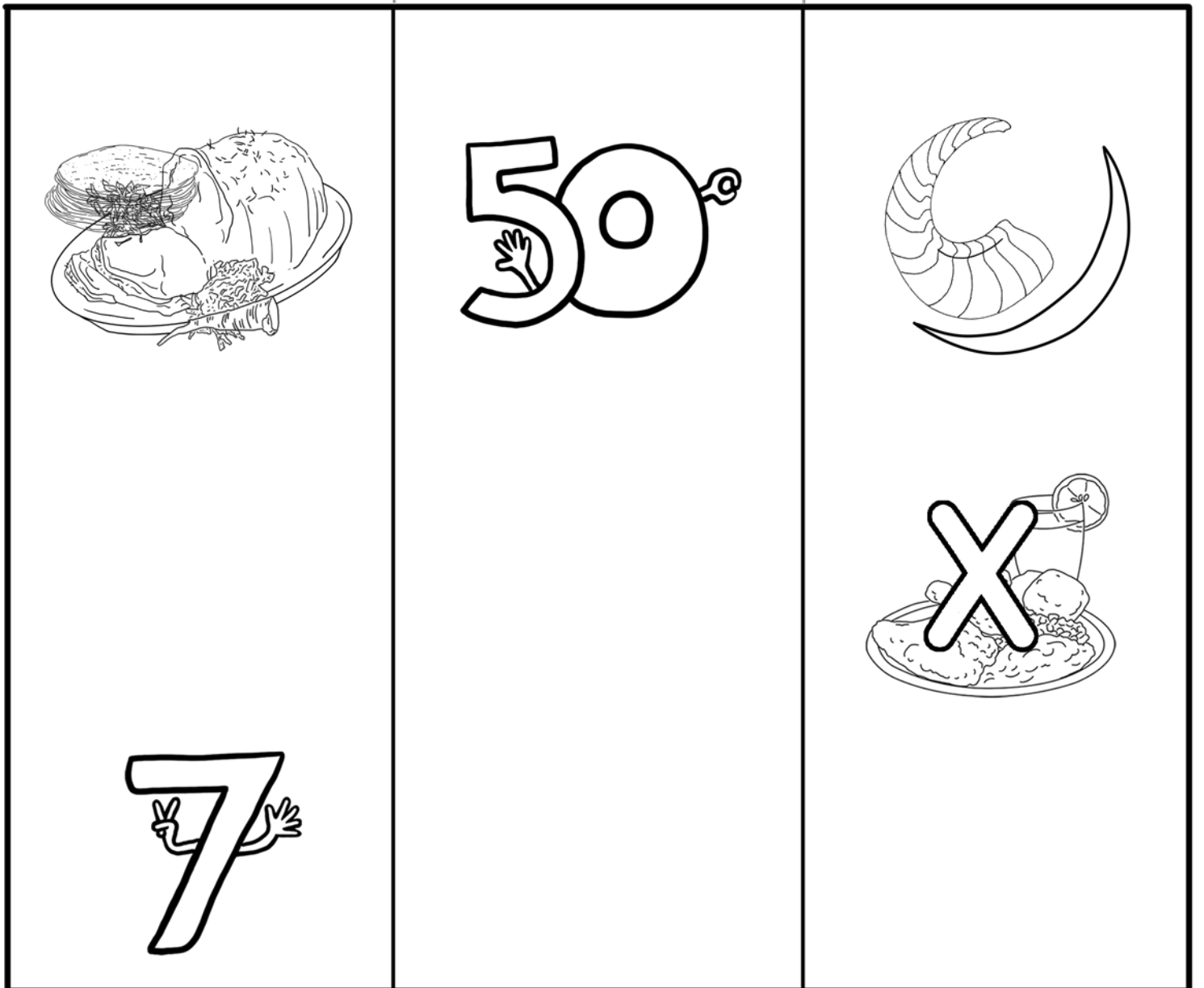
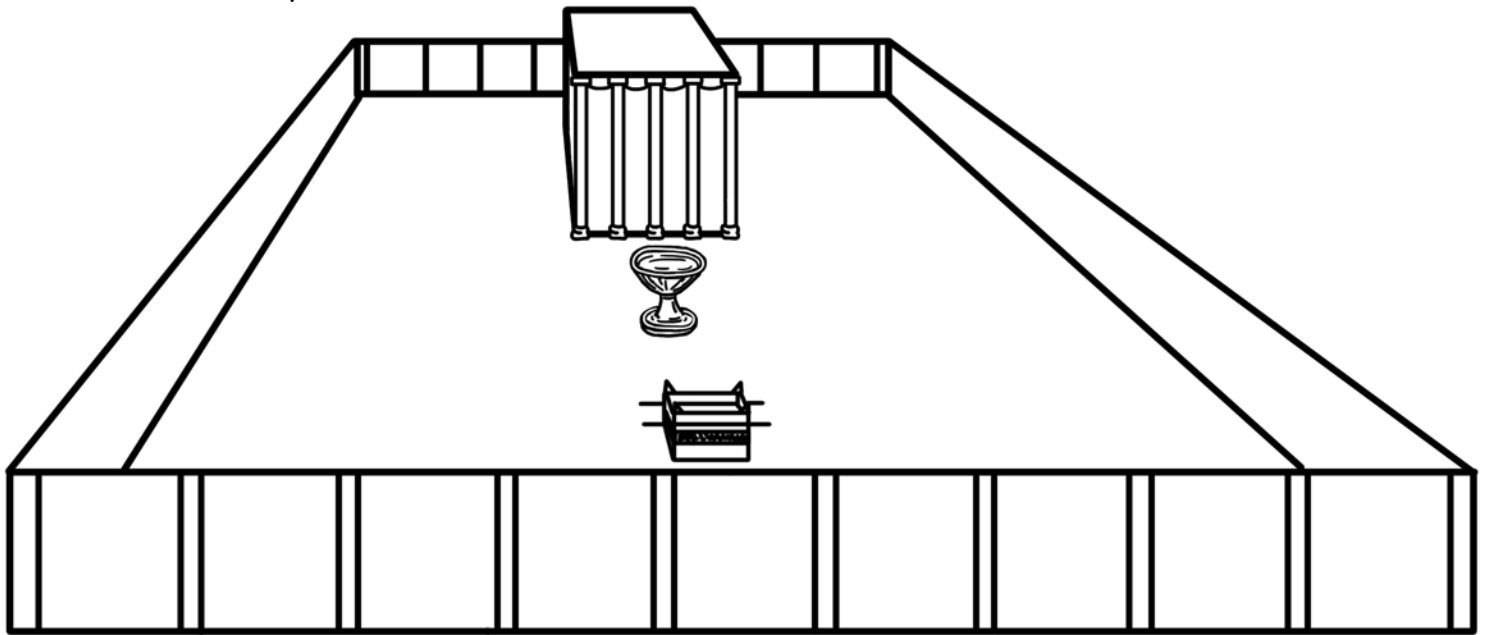


P15



P16


You now have a visual representation of the Appointed Times of Yahweh that He commanded the children of Yisra'el to observe throughout their generations.


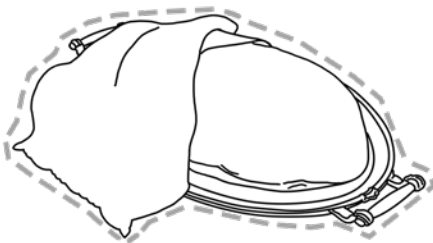




Panel 1



Panel 5





Shabbat

Yom HaTeruah

Pesach

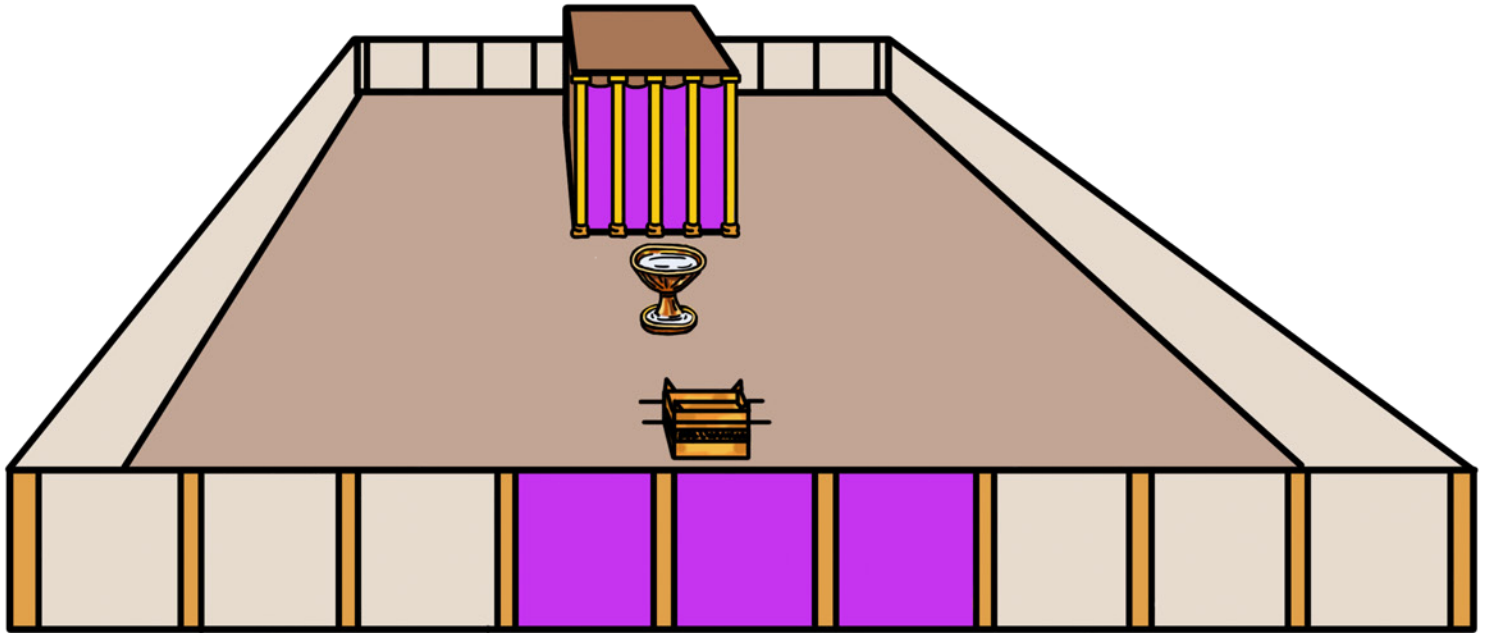
Yom HaKippurim

Chag HaMatzot

Chag HaSukkot

Shavuot

Shemini Atzeret







Panel 1



Panel 5





Shabbat

Yom HaTeruah

Pesach

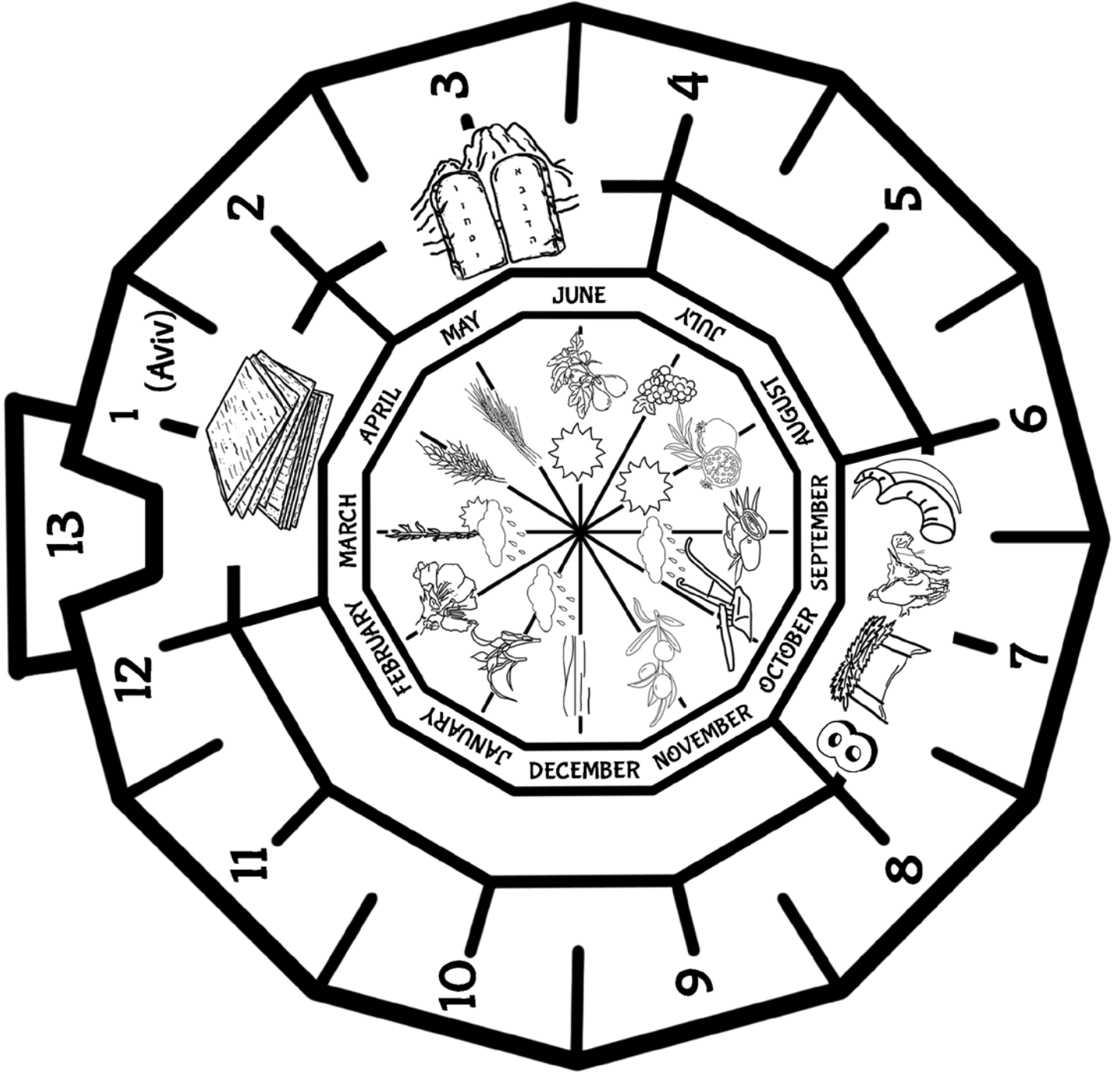
Yom HaKippurim

Chag HaMatzot

Chag HaSukkot

Shavuot

Shemini Atzeret



Sweetness of Torah

SWEET SOUNDS OF TORAH

(Sing Praises to His Name)

Here is the link for this song:

https://www.podomatic.com/podcasts/steveberkson/episodes/2017-05-06T21_42_09-07_00

Sing to the tune of "Bumping Up and Down in My Little Red Wagon"

Appointed Times Song

When do we eat only matzah? (3x) The seven days of Chag Matzot

When do we read the Ten Commandments? (3x) On the feast of Shavuot

When do we eat apples and honey? (3x) On Rosh HaShanah

When do we say "I am sorry"? (3x) On Yom Kippur

When do we shake a lulav? (3x) During the feast of Sukkot

Which days do we work? (3x) Sunday through Friday

Which day do we rest? (3x) Always on Shabbat



SWEET TASTE OF TORAH

This snack relates to this week's parsha. Please take these as suggestions and make necessary changes based on your individual dietary needs.

Edible Shabbat Candles

Leviticus 23:3



Ingredients:

- 1 banana (represents candle)
- 2 strawberries (represents flame)
- 1 toothpick - to help hold the strawberry (flame) to the banana (candle)

Instructions:

Cut each banana into 2 candle sticks. Do NOT do this step too far ahead or the banana will brown.

Slice the sides of the strawberries so that you are left with 2 thick middle pieces.

Use a toothpick to affix the strawberry to the banana.

You can make a one-dimensional savory edible candle by using a vegetable of your choice that is long such as celery, asparagus, or a cheese stick and lay it on a plate. Cut up a radish or a grape tomato or kosher hotdog to represent the flame.

See note on the next page regarding Appointed Times snacks.

APPOINTED TIMES SNACKS

This is a time you can choose to do more than one snack as this Torah portion covers all the Appointed Times. You can choose to do one snack a day to cover all the feast days and their related foods during this week or you can pick and choose one or more for Shabbat during class time. The foods can help you teach the feasts. You can find snacks related to the feasts in our Parsha Pearls Feast Edition lessons as well. Here is a list of some ideas that represent the feasts:

Days of Unleavened Bread: Matzah with spreads (peanut butter, jams and jellys)

Shavuot: Take one slice of bread and score it down the middle to represent two tablets. Place raisins on it to represent wording or squeeze some fruit spread on the bread to represent words. You can take two *Little Debbie Nutty Bars* or two *Pepperidge Farm Milano cookies* or any cookies that look like tablets and write 1-10 in English or Hebrew in edible marker.

Rosh HaShanah: Cut up some apples into wedges and dip them in honey. You can also cut your apples in rings and use any type of filling you like such as *Nutella* hazelnut spread, peanut butter, or cream cheese to make an apple sandwich.

Sukkot: Make an edible sukkah using graham crackers and pretzel sticks. Decorate with any candies you desire. You can also make a savory one using carrots or celery and any filling such as cream cheese or ranch dressing for roof. You can make these one or three-dimensional. We also have an edible sukkah in our Sukkot Edition.

Shabbat: You can make the edible Sabbath candles that we have shown. You can also have grape juice and challah for Kiddush and Motzi.

* Pinterest can also help you find ideas for some amazing snacks.

Next Week's Treasure Hunt

Next Week's Torah Portion



Suggested Reading Schedule

Monday:	Lev. 25:1-34	Land Sabbath; Jubilee Year
Tuesday:	Lev. 25:35-54	Right-rulings
Wednesday:	Lev. 26:1-13	Laws; Right-rulings
Thursday:	Lev. 26:14-46	Blessings for obedience; Curses for disobedience
Friday:	Lev. 27	The redeeming of vows