

# Bechukotai

"In My laws"

Leviticus 26:3 - 27:34

Katan Aleph



In This Edition:

33.1 - Blessings & Curses  
Leviticus 26



---

# Table of Contents

---

Parsha Pearls is a comprehensive resource that allows for complete customization by the parent. We understand that if you were to strive to accomplish all aspects of each lesson in one day it would be unrealistic and also overload for the child. It is our intention that this be used 'a la carte' so that it suits your specific needs. Our site caters to printing only the pieces you choose.

This page will provide quick links to get to the portion of the document for which you are looking. When you hover over the title a finger will appear. Click on it and you will be taken directly to that page.

If you are new to Parsha Pearls, we have created an [Introduction](#) document outlining how to use our lessons, as well as a [Scriptural Inspiration](#) document, which explains our titles and the Scriptural inspiration for them. We pray that Parsha Pearls blesses your home and that your children will grow to love the Word and to never depart from keeping Torah. As always, feel free to email us at [parshapearls@mtoi.org](mailto:parshapearls@mtoi.org) if you have any questions.

<b>Gem Seeking</b> (The Main Lesson) . . . . .	<b>3</b>
➤ Little Gems Story (Story for Younger Children)	3
➤ Little Gems Story Characters	5
<b>Counting What You Gained</b> (Worksheets) . . . . .	<b>11</b>
➤ Storing Up Treasure in My Heart (Memory Verse)	11
➤ Seeking Treasure (Questions from the Parsha)	13
➤ Word Search	14
➤ Maze	15
<b>Precious Possessions</b> (Arts & Crafts) . . . . .	<b>16</b>
➤ Craft	16
➤ Coloring Page	26
<b>Sweetness of Torah</b> . . . . .	<b>27</b>
➤ Sweet Sounds of Torah (Song Corresponding to the Parsha)	27
➤ Sweet Taste of Torah (Snack Corresponding to the Parsha)	28
<b>Next Week's Treasure Hunt</b> (Looking Ahead to Next Week's Parsha) . . . . .	<b>29</b>



# Gem Seeking

## LITTLE GEMS STORY

### Parent/Teacher Preparation:

Please see the [Instructions for the Little Gems Story](#) on the YMTOI website. This will help you to understand how to prepare for the story.

### Blessings & Curses

Shalom children! This week, our story comes from the last parsha in the book of Leviticus. We are back with the Yisra'elites, and Yahweh is telling them about the blessings that they will receive if they listen to Him and obey Him. He also makes it clear to them the curses that will come upon them if they do not listen and obey Him. Does anyone know what a blessing is? A blessing is something good that happens. **(Place Blessings heading on board.)** So what do you think a curse is? **(Place Curses heading on board.)** That's right - a curse is something bad that happens. Of course, Yahweh doesn't want anything bad to happen to the Yisra'elites, but He gives them a choice. He allows them to choose whether they will listen to Him or not. And He knows that if they don't listen to Him, they will experience some things that will not be fun. But then, when those things happen to them, maybe they will see that Yahweh's instructions are there to protect them, and they will want to start listening to Him again.

Yahweh starts out by reminding the Yisra'elites who He is. Of course, they know that He has led them out of Mitsrayim, that He has done lots of miracles to help them, and that He has been giving them His Torah this whole time. But I guess they need to be reminded that this isn't just anyone speaking to them; this is Yahweh Himself! He tells them that He is their Elohim and that they are NOT to make idols out of carvings, or pillars, or stone or anything else. **(Place golden calf with 'x' on it on board.)** Yahweh tells them to guard His Sabbaths and to be respectful of His Set-apart Place. **(Place Dwelling Place on board.)**

**(Point to Blessings heading.)** Now remember, a blessing is something good that happens. Let's look at the first blessing that they will get if they make the right choices. Yahweh says that He will give them rain when they need it to rain. **(Place growing flowers under Blessings on the board.)** Now, plants need rain in order to grow, right? Sunny days are good for going out to play, but if we never got any rain, we wouldn't be able to grow all the yummy food that we eat, like apples and grapes and salad greens and grain for bread. When the plants get the water that they need, they can produce fruit. **(Place single basket of food under Blessings on board.)** Yahweh says that when they are blessed with water for their plants, they will have such a good harvest that by the time they finish eating all of that food, it will be time to start gathering more food again! **(Place multiple baskets of food under Blessings on board.)** But if the Yisrae'lites will not listen to Yahweh they will NOT get rain for their plants. **(Place droopy flower under Curses on the board.)**



I can't imagine a world without pretty flowers, and can you imagine not having any fruit or vegetables to eat or even bread because the grain won't be able to grow? **(Place empty basket under Curses on board.)**

Yahweh then tells the Yisra'elites that not only will they have plenty of good food and plenty of water to help it grow if they obey Him, but they will also have peace in their land and will not have anything to be afraid of. I think that's something that we can all agree is a good thing. Yahweh says that if anyone tries to be their enemy, they will not be able to hurt them. He also says that their enemies will run away from them. **(Place Hebrew chasing Mitsrite under Blessings on board.)** However, if they do not obey Yahweh, then they will run away from their enemy. **(Place Mitsrite chasing Hebrew under Curses on board.)**

Yahweh is giving them a choice of what kind of life they will have, and they have the option of choosing to disobey Him. If they disobey, then they will experience the curses, which are the bad things. So Yahweh tells them what to expect if they decide to disobey. He says that the people will get very sick and that they will not be able to harvest the food that they plant. **(Place sick person under Curses on board.)** And their animals will not do well either. **(Place unhealthy animals under Curses on board.)** Yahweh says that if they choose to act against Him, then He will be against them. Yikes! I would want Yahweh on my side, not the other way around.

Whether the Yisra'elites make good or bad decisions, whatever they do gets multiplied. So if they listen to Yahweh and do good things, they get more and more blessings, but if they don't listen, then the bad things can start piling up too. Yahweh says that they will be punished 7 times for disobeying, and that no one will be safe, not even their children. Their towns will be turned into ruins and the people will be scattered all around the world. **(Place destroyed town under Curses on board.)**

One of Yahweh's commandments is that they should let the land have its Sabbath rests, too. If they won't let the land rest, then when they get scattered all over the place, the land will be empty and will get to rest anyway. **(Place empty field under Curses on board.)** The people will live in fear of what might happen to them next.

But even if the Yisra'elites choose to disobey Yahweh and all of these bad things happen, there is still good news! At any point, they can choose to start listening to Him again! If they confess that they did not do the right thing, and if they become humble and accept that they have brought this punishment on themselves, then Yahweh says He will remember His promise to them. Not that He ever forgot, but remember, He lets people choose which way they want to live.

Have you ever been warned by your parents that something you were trying to do was dangerous, but you decided to do it anyway and ended up getting hurt? That's kind of what Yahweh is telling the Yisra'elites will happen. But if they will return to Him, He will remember the covenant He made with their ancestors, and that He brought them out of Mitsrayim. He will be their Elohim and will lead them once again. **(Remove Curses heading and all curses from board.)** It is so encouraging to know that even when things go very wrong, Yahweh still loves His people and wants them to return and follow Him, so that they can receive His blessings!

Well children, we have come to the end of our story for today. We will see you next week for another exciting Little Gems story!



# CURSES

Curses heading

# BLESSINGS

Blessings heading



Mitsrite chasing Hebrew




Hebrew chasing Mitsrite




Growing flowers




Droopy flowers




Empty field



Destroyed town



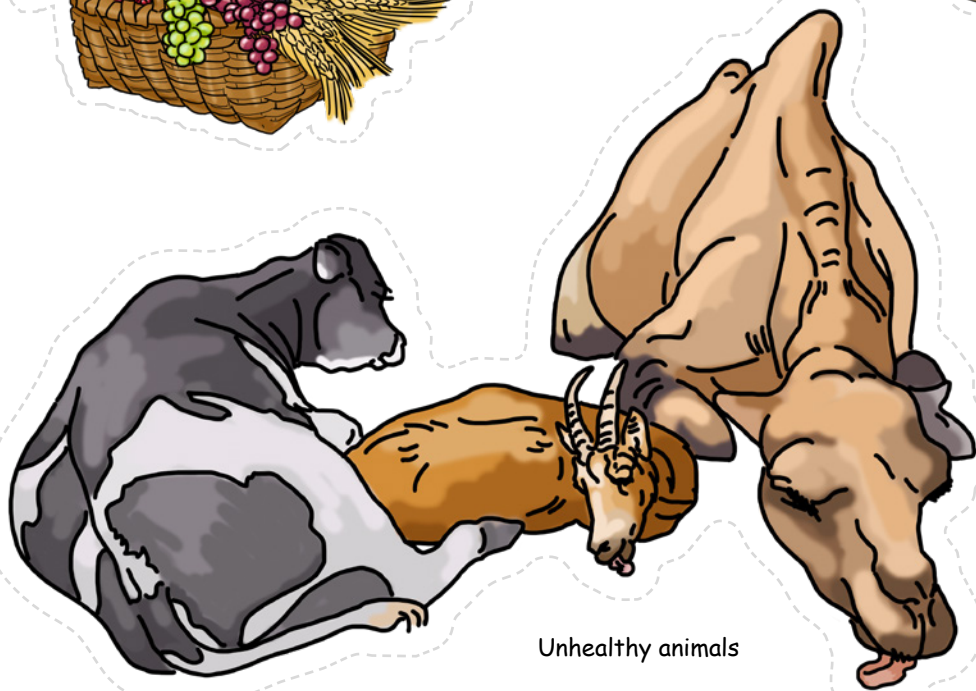
Single basket of food



Empty basket



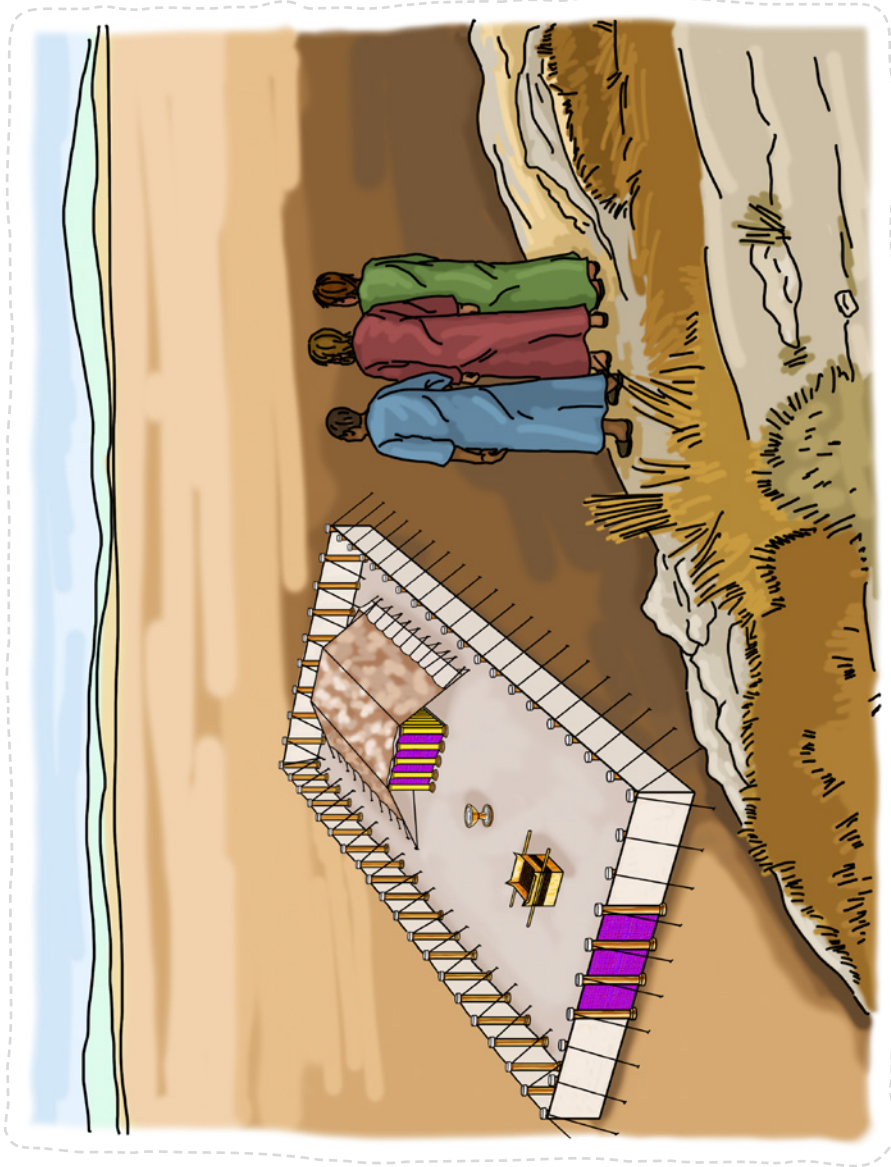
Multiple baskets of food



Unhealthy animals



Sick person



Dwelling Place



# CURSES

Curses heading

# BLESSINGS

Blessings heading



Mitsrite chasing Hebrew




Hebrew chasing Mitsrite



Growing flowers



Droopy flowers

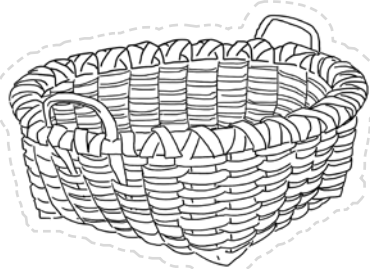


Empty field



Destroyed town

Single basket of food



Empty basket

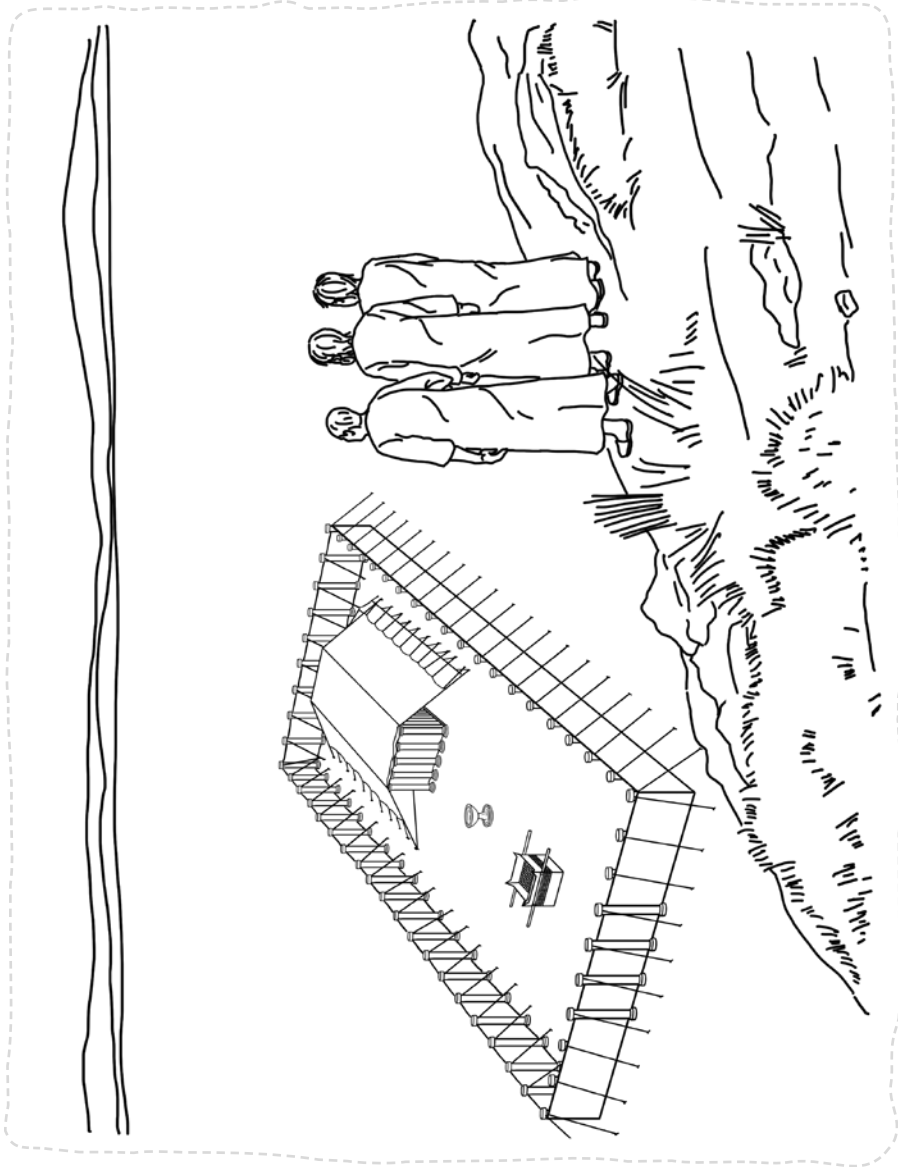


Multiple baskets of food




Sick person





Dwelling Place



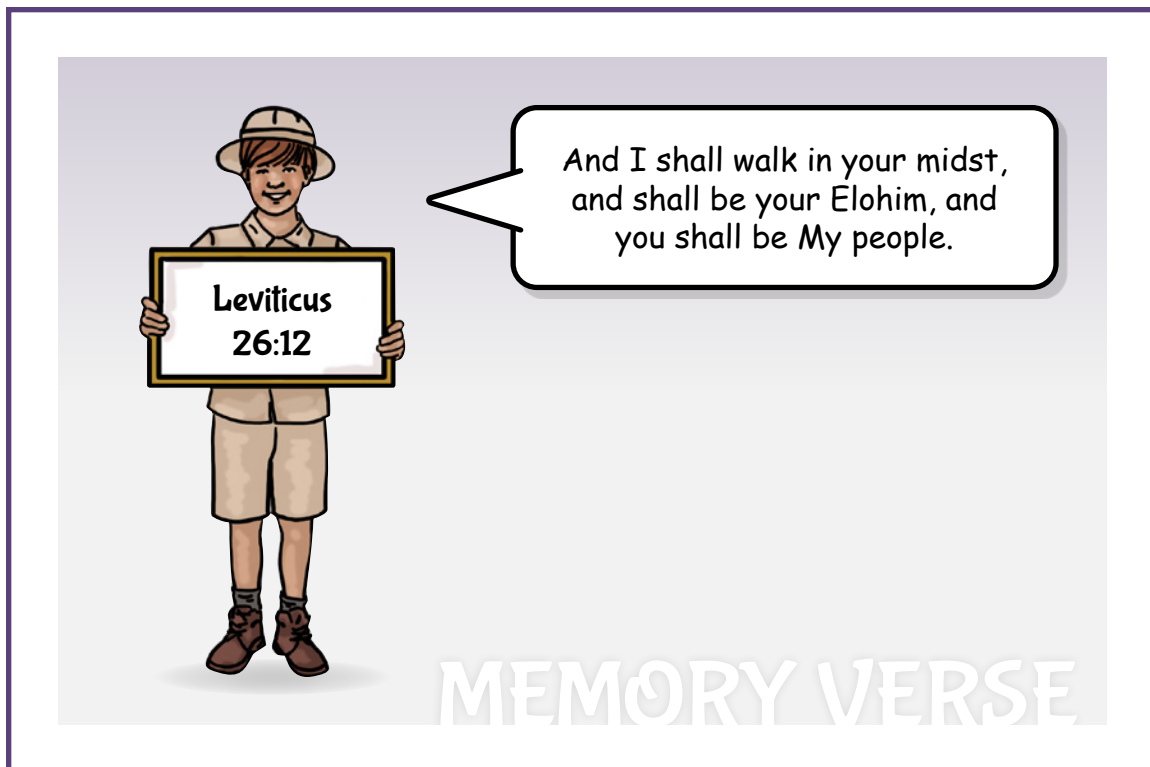
Golden calf with 'x'

# Counting What You Gained

This next section is intended to be reinforcement of the lessons learned during this parsha. Choose the activities that best fit your child.

## STORING UP TREASURE IN MY HEART

The Katan Aleph memory verse for this Torah portion is Leviticus 26:12. If they have not already done so, begin to help them to memorize the verse. Be creative and try acting it out, or putting it to music.






# SEEKING TREASURE

Circle the correct choices.

1. What blessing did Yahweh promise regarding the land for obedience? (26:4)




2. What blessing did Yahweh promise the children of Yisra'el for obedience? (26:6-8)



3. How many times did Yahweh say He would punish His people for disobedience? (26:18, 21, 24, 28)



4. What cursing did Yahweh say would happen to the animals for the people's disobedience? (26:22)




5. What cursing would happen to the cities for disobedience? (26:31)



# WORD SEARCH

Search for the hidden words from this week's parsha.



BLESS

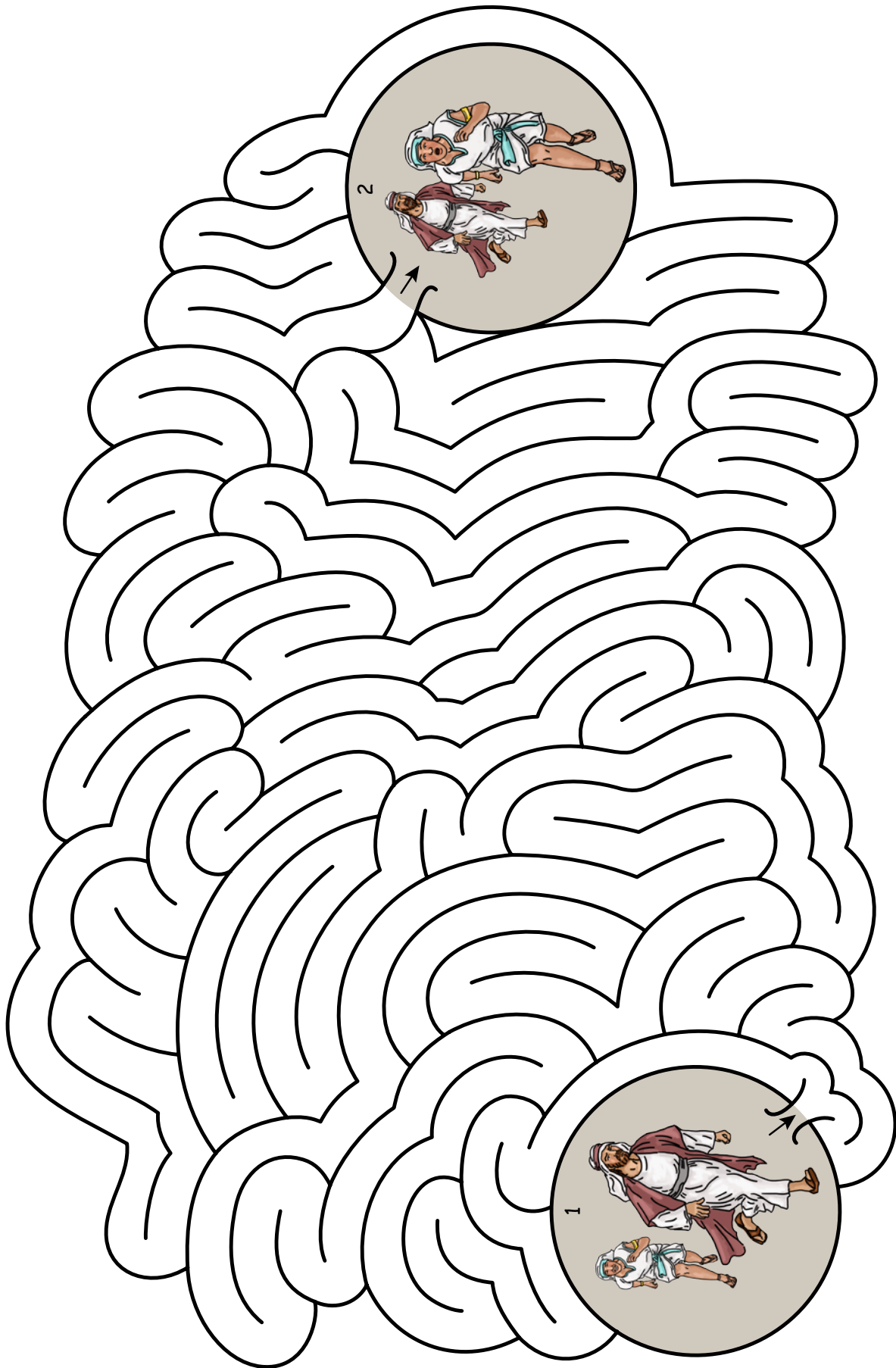
CURSE

OBEY

WALK



# MAZE



# Precious Possessions

## CRAFT

### Materials:


- Cardstock - white
- Puncturing tool
- Brad
- Scissors
- Coloring pencils, crayons or markers
- Craft Templates: Blessings & Curses Cover, A & B (BW) or Blessings & Curses Cover, C & D (color)

### Parent/Teacher Preparation:

- Print Craft Templates of choice on white cardstock.
- Depending on the skill of the child, you may need to assist them in poking holes through the wheels.

## Blessings and Curses Wheels

Leviticus 26



### Instructions for the Craft:

- If using BW Templates, color using medium of choice.
- Cut out all Template pieces. (P1)
- Using a puncturing tool, poke a hole through the dot on the Blessings cover and corresponding pie images. (P2a, P2b)
- Using a puncturing tool, poke a hole through the dot on the Curses cover, and corresponding pie images. (P3a, P3b)



P1



P2a



P2b



P3a



P3b

## Instructions for the Craft Cont'd:

- Insert a brad through the Blessings cover and corresponding Blessings pie images. (P4)
- Insert a brad through the Curses cover and corresponding Curses pie images. (P5)
- Your cover can turn to reveal some of the Blessings and Curses found in Leviticus 26.
  - **26:4** reveals the rain in its season and the land yielding its crops and **26:19** reveals the dry arid land that looks bronze. (P6)
  - **26:5** reveals the grape harvest as well as the bread to satisfaction and **26:20** reveals a lacks of good crops and fruit. (P7)
  - **26:6** reveals one laying down in peace by a tree and **26:36** reveals one running away from a shaking leaf. (P8)
  - **26:6** reveals a friendly dog as Yahweh clears the land of evil beasts and **26:22** reveals the wild beasts that Yahweh sent. (P9)
  - **26:9** reveals a woman that is fruitful and **26:22** reveals a woman that is bereaving the loss of her child. (P10)
  - **26:10** reveals a family that has abundance of food and **26:26** reveals a family lacking in food. (P11)
  - **26:11** reveals Yahweh's Dwelling Place in their midst and **26:30** reveals Yahweh cutting down their pagan sun-pillars. (P12)



P4



P5



P6



P7



P8



P9



P10




P11

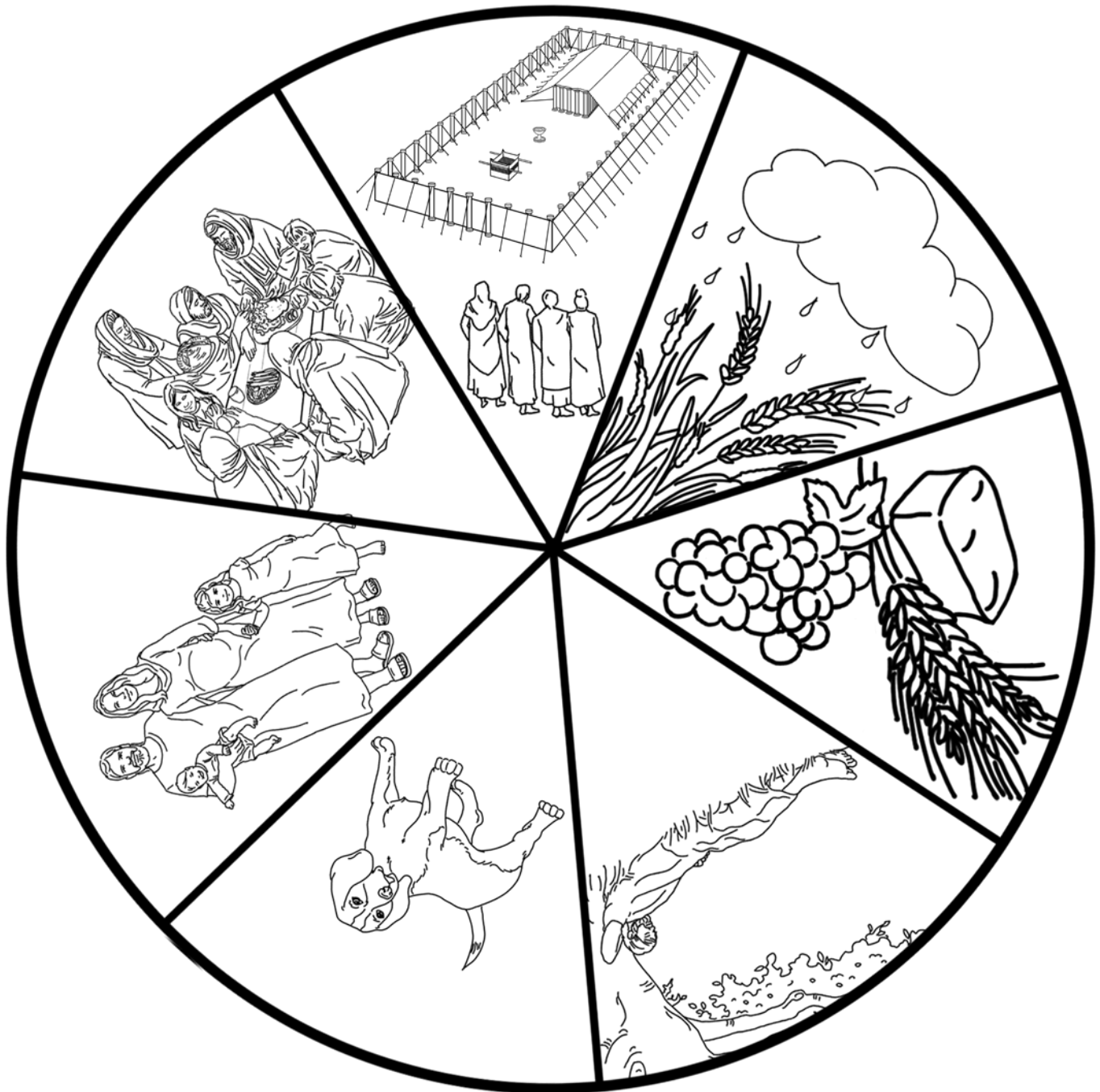


P12






Craft Template A Blessings (BW)



Craft Template B Curses (BW)









# CURSES

Craft Template C Blessings (color)



Craft Template D Curses (color)





**CURSES**



**BLESSINGS**

---

# Sweetness of Torah

---

## SWEET SOUNDS OF TORAH

(Sing Praises to His Name)

Here is the link for this song:

[https://www.podomatic.com/podcasts/steveberkson/episodes/2017-05-14T05\\_52\\_35-07\\_00](https://www.podomatic.com/podcasts/steveberkson/episodes/2017-05-14T05_52_35-07_00)

### Chazak Chazak V'nit Chazek

Chazak, Chazak, v'nit-chazek, v'nit-chazek, v'nit-chazek Chazak,  
Chazak, v'nit-chazek, be brave and be strong

We read five books of the Torah, the Torah, the Torah  
We read five books of the Torah, and then we say chazak

Now we finished Vayikra, Vayikra, Vayikra  
Now we finished Vayikra, and so we say chazak

Chazak, Chazak, v'nit-chazek, v'nit-chazek, v'nit-chazek  
Chazak, Chazak, v'nit-chazek, be brave and be strong



# SWEET TASTE OF TORAH

This snack relates to this week's parsha. Please take these as suggestions and make necessary changes based on your individual dietary needs.

## Swords

Lev. 26:6-8, 33, 36-37



### Grape Sword Ingredients:

- Shish kabob skewer (to insert grapes into)
- Grapes (any color - represents blade)
- Aluminum foil (represents handle)

### Instructions:

Take your grapes and insert them into the skewer, filling up the top. Wrap foil around bottom of skewer to look like a handle.

### Pretzel Sword Ingredients:

- Pretzel stick (represents sword)
- Grape cut in half (represents handle)

### Instructions:

Take the half grape and insert it into pretzel stick at the bottom to represent sword handle.

### Celery or Carrot Sword Ingredients:

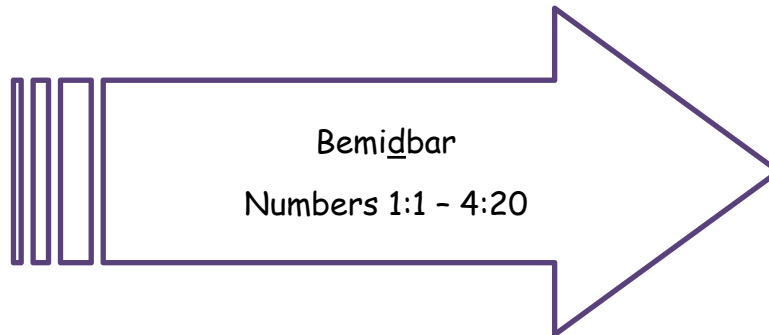
- Celery or carrot
- Optional: cream cheese or peanut butter for the celery
- Tiny skewers - to hold celery and carrot together

### Instructions:

Slice the celery and/or carrot to desired length of sword and handle. Slide the smaller piece horizontally down the skewer. Next, slide the longer piece on vertically.

# Next Week's Treasure Hunt

## Next Week's Torah Portion



## Suggested Reading Schedule

Monday:	Num. 1	The census of Yisra'el
Tuesday:	Num. 2	The order of encampment and departure
Wednesday:	Num. 3:1-39	The census and duties of the Lewites
Thursday:	Num. 3:40-51	The redemption of the first-born of the Lewites
Friday:	Num. 4:1-20	The census and service of the sons of Qehath