

Bemidbar

"In the wilderness"

Numbers 1:1 - 4:20

Katan Aleph



In This Edition:

34.1 - Census in the Wilderness

Numbers 1-2;3:5-51



BEMIDBAR OVERVIEW

'In the wilderness'...Bemidbar

Today we are starting the 4th book of the Torah, called Bemidbar, meaning 'In the wilderness.' The English name for this book is different from the Hebrew. It is called Numbers, because the book starts off with Yahweh commanding Mosheh and Aharon to take a census of the children of Yisra'el.

We ended the book of Vayikra (Leviticus) with Yahweh telling the children of Yisra'el all the blessings that they will receive in the land if they obey Him, and all the curses that they will suffer in the land if they disobey.

Because each parsha is so rich in information, we will only be able to examine certain parts of each parsha per lesson. We do encourage parents and their children to do their own studies. In future years, we plan to fill in the pieces from each parsha that we did not cover previously.

The book of Bemidbar starts off in the 1st day of the 1st month of the 2nd year that the children of Yisra'el have spent in the Wilderness of Sinai. Yahweh wants a census of the children of Yisra'el, and also of the Lewites. We will also learn about the special duties of the Lewite clans of Gershon, Merari and Qehath, which they are to perform for the Dwelling Place. We will learn about the cloud that covered the Dwelling Place and how its movements led the children of Yisra'el, under their tribal banners, to the Wilderness of Paran. We will see what happens when the spies return with their reports after scouting out the land. Along the way we will witness some rebellions, such as the one led by Qorah, as well as travel to the Wilderness of Tsin and learn what happens when Mosheh and Aharon disobey Yahweh. We will study a famous story about a talking donkey and learn that Yisra'el is forever blessed by Yahweh. Yahweh will command a fresh census of the next generation as their armies prepare to go into Kena'an. The book concludes with the instruction regarding distribution of the land to each tribe, and Yahweh's right-rulings for women who have neither father nor brother to take care of them.

Here is a breakdown of the 10 parashot in the book of Bemidbar:

- Bemidbar (In the wilderness) - Ch. 1-4
- Nasso (Lift or Take up) - Ch. 4-7
- Beha'alotcha (When you ascend or When you set up) - Ch. 8-12
- Shelach - (You send) - Ch. 13-15
- Korach (Baldness or Qorah) - Ch. 16-18
- Chukat - (Laws or Statutes) - Ch. 19-21
- Balak - (Balaq) - Ch. 22-25
- Pinchas - (Devastator) - Ch. 25-29
- Matot - (Tribes) - Ch. 30-32
- Massei - (Journeys) - Ch. 33-36

We pray that you will be blessed as we begin our study in the 4th book of the Torah. Let's dig in!

SHALOM FROM YMTOI/MTOI



Table of Contents

Parsha Pearls is a comprehensive resource that allows for complete customization by the parent. We understand that if you were to strive to accomplish all aspects of each lesson in one day it would be unrealistic and also overload for the child. It is our intention that this be used 'a la carte' so that it suits your specific needs. Our site caters to printing only the pieces you choose.

This page will provide quick links to get to the portion of the document for which you are looking. When you hover over the title a finger will appear. Click on it and you will be taken directly to that page.

If you are new to Parsha Pearls, we have created an [Introduction](#) document outlining how to use our lessons, as well as a [Scriptural Inspiration](#) document, which explains our titles and the Scriptural inspiration for them. We pray that Parsha Pearls blesses your home and that your children will grow to love the Word and to never depart from keeping Torah. As always, feel free to email us at parshapearls@mtoi.org if you have any questions.

➤ Bemidbar Overview	2
Gem Seeking (The Main Lesson)	4
➤ Little Gems Story (Story for Younger Children)	4
➤ Little Gems Story Characters	7
Counting What You Gained (Worksheets)	17
➤ Storing Up Treasure in My Heart (Memory Verse)	17
➤ Seeking Treasure (Questions from the Parsha)	19
➤ Word Search	21
➤ Maze	22
Precious Possessions (Arts & Crafts)	23
➤ Craft	23
➤ Coloring Page	30
Sweetness of Torah	31
➤ Sweet Sounds of Torah (Song Corresponding to the Parsha)	31
➤ Sweet Taste of Torah (Snack Corresponding to the Parsha)	32
Next Week's Treasure Hunt (Looking Ahead to Next Week's Parsha)	34



Gem Seeking

LITTLE GEMS STORY

Parent/Teacher Preparation:

Please see the [Instructions for the Little Gems Story](#) on the YMTOI website. This will help you to understand how to prepare for the story.

Census in the Wilderness

Shalom children! This week will be our 1st week in the book of Bemidbar. Bemidbar is a Hebrew word meaning 'in the desert' or 'in the wilderness,' but it is also the title of one of the books in the Torah. You may have also heard it called the book of Numbers.

The Yisra'elites had now reached the Wilderness of Sinai. Yahweh told Mosheh that they needed to take a census of all the men who were 20 years old and up. A census is when a group gets counted so that they can know how many people there are. Mosheh did what Yahweh said. He counted the Yisra'elites according to which family group, or tribe, they were in. These were the men who would be going out to serve in the army.

(Place each tribe with their banner along the top of the board as you read.)

The tribe of Re'uben had 46,500 men.

The tribe of Shim'on had 59,300 men.

The tribe of Gad had 45,650 men.

The tribe of Yehudah had 74,600 men.

The tribe of Yissaskar had 54,400 men.

The tribe of Zebulun had 57,400 men.

(Place Yoseph without banner on board.)

The tribe of Ephrayim, which was part of Yoseph, had 40,500 men.

(Place Ephrayim on board next to Yoseph.)

The tribe of Menashsheh, which was also part of Yoseph, had 32,200 men.

(Place Menashsheh on board next to Yoseph.)

The tribe of Binyamin had 35,400 men.

The tribe of Dan had 62,700 men.

The tribe of Asher had 41,500 men.

And the tribe of Naphtali had 53,400 men.

Altogether, there were 603,550 men who were counted. That's a lot of people - over half a million! But remember, only the men were counted in this census, so if you add in all the women and children, there were actually a lot more Yisra'elites than that.

Children, do you think there were over 1 million people? I think so too.



Now, you may have noticed that the tribe of Lewi was not on this list. **(Place Lewi on board.)** That's not because Mosheh forgot about them. Yahweh had special plans for the Lewites, so He did not want them to be included in this census. Their job was to watch over the Dwelling Place of the Witness. They would be taking care of all its furnishings. We will talk more about that next week. When it was time for Yisra'el to move to a new location, they would also take everything down and set it all back up again. This was a job that Yahweh wanted only the Lewites to do. In fact, anybody else who came near the Dwelling Place would not live, so it was very important that each person do the job that Yahweh had told him specifically to do. Since nobody else could come near the Dwelling Place, the Lewites were given the job of helping Aharon and his sons. **(Place Aharon, El'azar and Ithamar on board.)** All of Yisra'el's firstborn were to be set-apart to Yahweh, but Yahweh picked the Lewites to do this job instead of the firstborn.

The Lewites were to camp more closely around the Dwelling Place, and the rest of the Yisra'elites were to set up their camps around them. **(Place Dwelling Place in center of board.)** Wherever each tribe set up their camp, they would display their own banner.

Yehudah, Yissaskar, and Zebulun camped on the east side. **(Move 3 tribes and banners to the right of the Dwelling Place.)** Re'uben, Shim'on, and Gad camped on the south side. **(Move tribes and banners below the Dwelling Place.)** Ephrayim, Menashsheh, and Binyamin camped on the west side. **(Move tribes and banners to the left of the Dwelling Place.)** And Dan, Asher, and Naphtali camped on the north side. **(Place tribes and banners above the Dwelling Place.)** Whenever they moved to a different place, the group camping with Yehudah would be the 1st ones to leave. They would be followed by the group camping with Re'uben; then would come the Lewites and the Tent of Meeting, traveling in the middle. They were followed by the group with Ephrayim, and finally the group with Dan.

Yahweh then told Mosheh that it was time to count all the children of Lewi. Everyone else had been counted, so now it was their turn! They were to count every man and every boy who was a month old and up. Lewi's sons were named Gershon, Qeath, and Merari. **(Place 3 sons of Lewi on board.)** The Gershonites were to camp to the west, behind the Dwelling place. **(Place Gershonites between Dwelling Place and camp of Ephrayim.)** They were responsible for the tent and its covering, the door covering, the courtyard screens, the door covering of the courtyard around the Dwelling Place and the altar, and all their cords. The Qeathites were to camp on the south side of the Dwelling Place. **(Place Qeathites between Dwelling Place and camp of Re'uben.)** They were responsible for the ark, the table, the lampstand, the altars, the utensils, and the covering. The Merarites were to camp on the north side of the Dwelling Place. **(Place Merarites between Dwelling Place and camp of Dan.)** They were responsible for the boards, the bars, columns, sockets, and utensils. They were also to take care of the columns, sockets, pegs, and cords of the courtyard. Last but definitely not least, Mosheh, Aharon, and his sons were to camp on the east side before the Dwelling Place. **(Place Mosheh, Aharon, and sons between Dwelling Place and camp of Yehudah.)** They were responsible for guarding the duty of the set-apart place and the duty of the children of Yisra'el. When Mosheh finished counting the boys and men of the Lewites, there was a total of 22,000.



Next, it was time to count all the firstborn boys of Yisra'el who were a month old and up. Now remember, Yahweh took the Lewites for Himself instead of the firstborn of Yisra'el, but He still wanted all the firstborn to be counted. Well, there were 22,273 of them, and that was 273 more than the number of Lewite boys. So for each of the additional 273 firstborn boys, 5 sheqels of silver were given to Aharon and his sons. **(Place silver coins next to Aharon.)**


Whew, that was a lot of counting! But now, I think things will be a lot more orderly for the Yisra'elites, because now they know who camps where, in Yahweh's perfect order.

Well children, we have come to the end of our story for today. We will see you next week for another exciting Little Gems story!









Mosheh




Aharon



Ithamar



El'azar



Qehathites



Qehath - Son of Lewi





Gershonites



Gershon - Son of Lewi



Lewi



Silver Coins



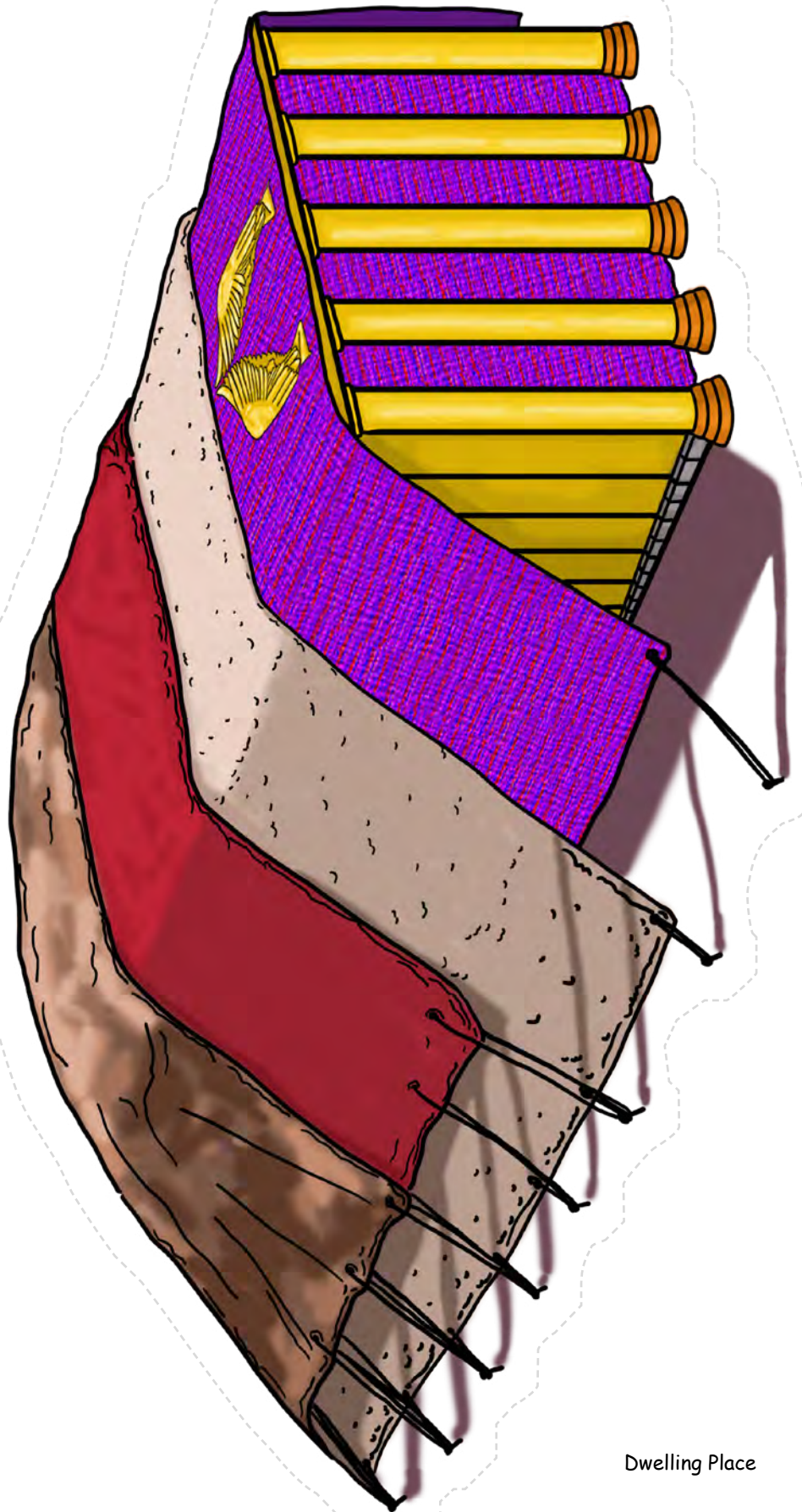
Merari - Son of Lewi



Merarites



Yoseph without banner




Dwelling Place



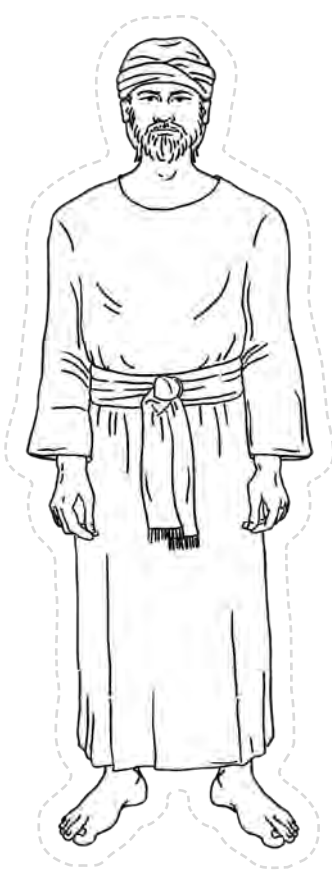




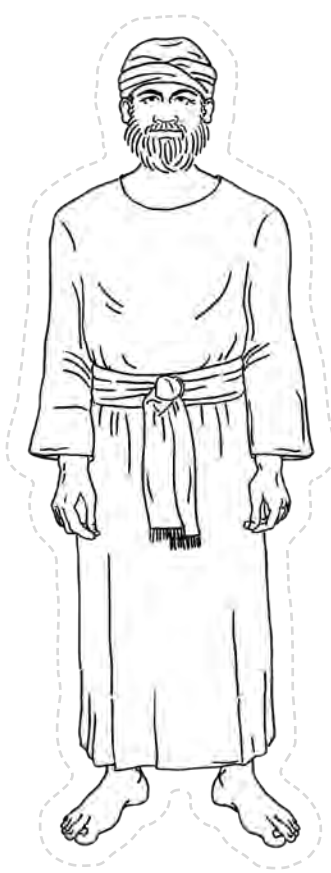
Mosheh



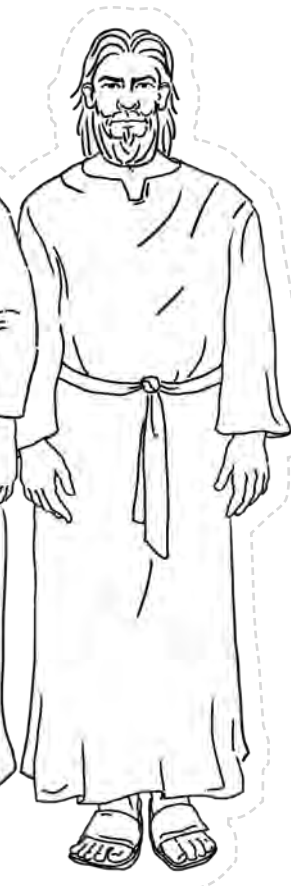
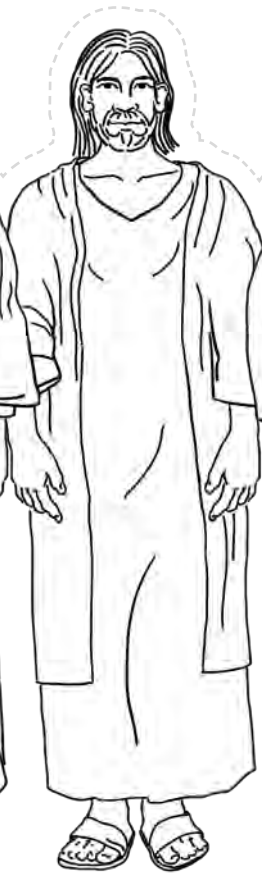
Aharon



Ithamar



El'azar



Qehathites



Qehath - Son of Lewi







Gershonites



Gershon - Son of Lewi



Lewi



Silver Coins



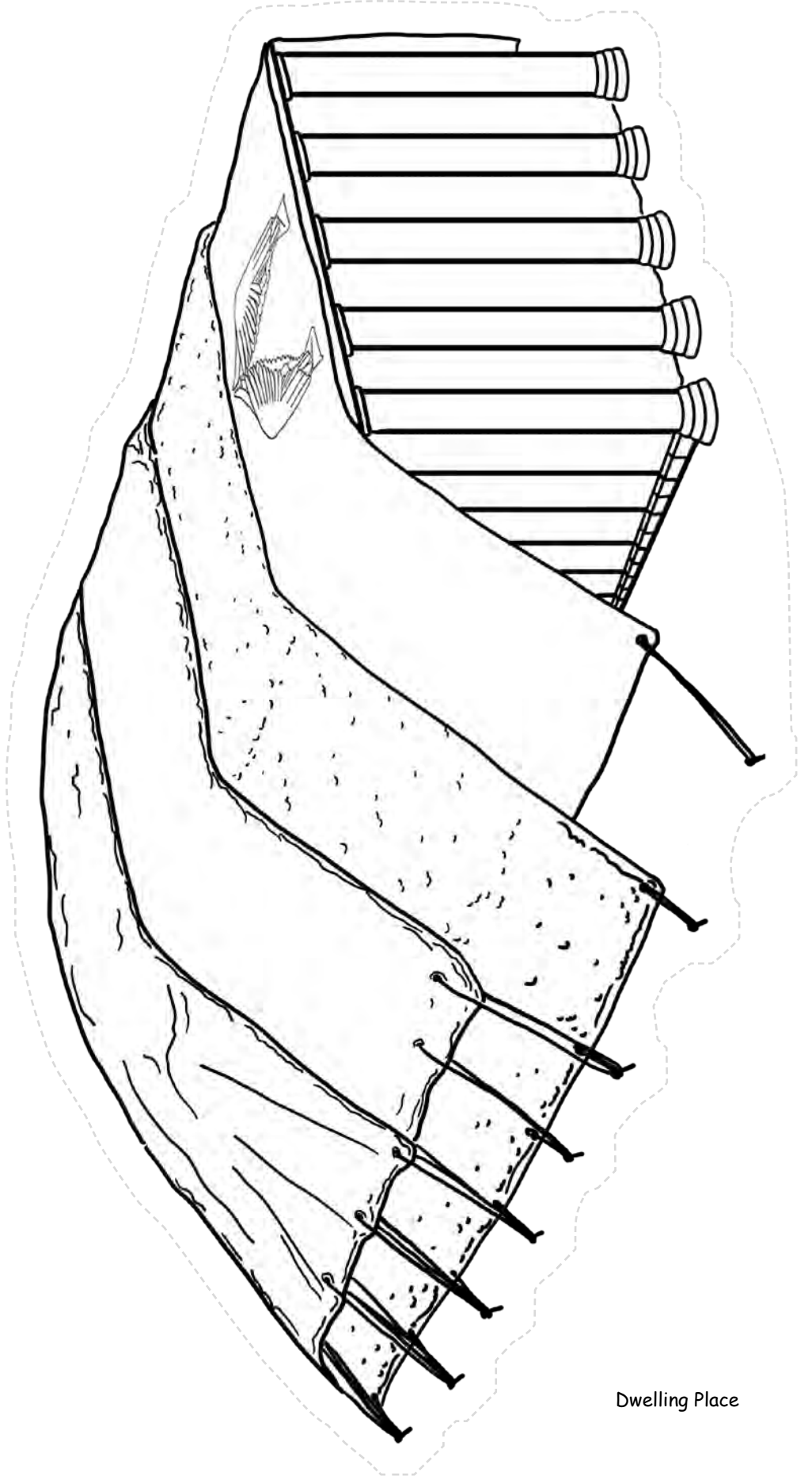
Merari - Son of Lewi



Merarites



Yoseph without banner



Dwelling Place

Counting What You Gained

This next section is intended to be reinforcement of the lessons learned during this parsha. Choose the activities that best fit your child.

STORING UP TREASURE IN MY HEART

The Katan Aleph memory verse for this Torah portion is Numbers 3:15. If they have not already done so, begin to help them to memorize the verse. Be creative and try acting it out, or putting it to music.



Register the children of
Lěwi by their fathers'
houses, by their clans.
Register every male from
a month old and above.

Numbers
3:15

MEMORY VERSE

Here is the link for this song:

https://www.podomatic.com/podcasts/steveberkson/episodes/2021-05-06T21_00_02-07_00

SEEKING TREASURE

Circle the correct choices.

1. What was the age that they started counting the men? (1:3)



2. Which tribe had 74,600 men? (1:27)



3. Which tribe was not counted in this census? (1:47)



4. Which tribes camped on the east side of the Tent of Meeting? (2:3-7)



5. Which tribes camped on the south side of the Tent of Meeting? (2:10-14)



6. Which tribes camped on the west side of the Tent of Meeting? (2:18-22)



7. Which tribes camped on the north side of the Tent of Meeting? (2:25-29)



8. From what age did the census of a Lewite male baby begin? (3:15)



9. What clan camped on the west side behind the Dwelling Place? (3:23)



Gershon



Merari



Qeath

10. What clan camped on the south side of the Tent of Meeting? (3:29)



Gershon



Merari



Qeath

11. What clan camped on the north side of the Dwelling Place? (3:35)



Gershon



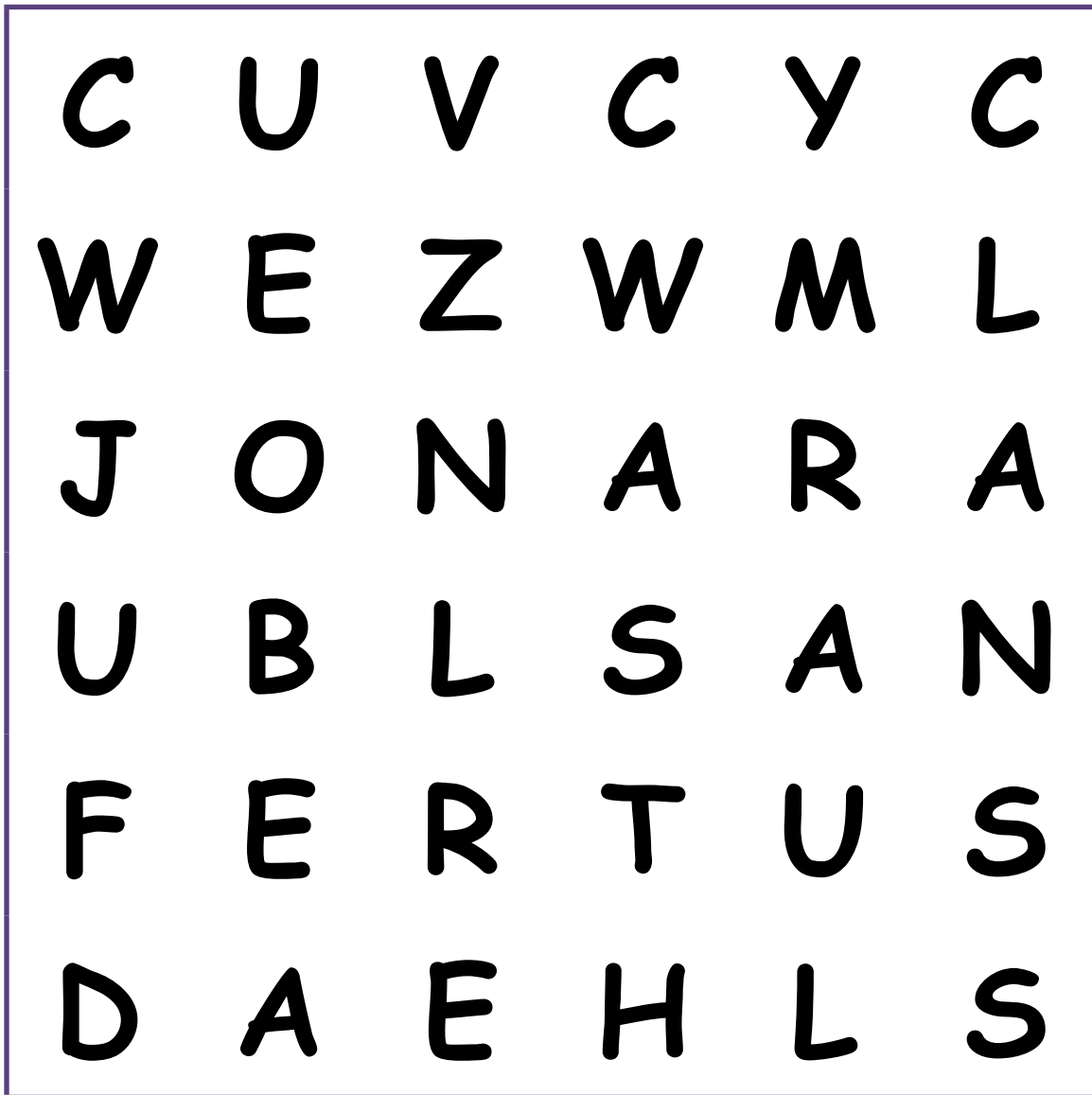
Merari



Qeath

WORD SEARCH

Search for the hidden words from this week's parsha.



CENSUS

CLANS


MALE

HEAD

ARMY



MAZE



Precious Possessions

CRAFT

12 Tribes' Encampment

Numbers 2

Materials:

- Cardstock - white and sand color
- Toothpicks (4)
- Ruler (to assist in folding tabs)
- Glue dots
- Double-sided adhesive tape
- Clear tape
- Scissors
- Permanent marker - brown
- Coloring pencils, crayons or markers
- Craft Templates: Main Page & A (BW) or Main Page & B (color)



Parent/Teacher Preparation:

- Print Main Page on sand colored cardstock.
- Print Craft Template A or B on white cardstock.
- Please note that this craft will be continued next week in our Gem Seekers lesson for parsha Nasso (35.1)

Instructions for the Craft:

- If using BW Templates, color tribes, banners and courtyard using coloring medium of choice.
- Cut out all Template pieces. (P1)

Banners

- Lay one end of a toothpick onto the back of the banners where the poles are supposed to attach and place a small piece of tape over each toothpick to secure the poles. (P2)
- If desired, use a brown sharpie to color each toothpick. (P3a, P3b)

Tribes


- Using a ruler for assistance, fold the tabs outward on each tribe grouping. (P4a, P4b)



P1



P2



P3a



P3b



P4a



P4b


Instructions for the Craft Cont'd:

Attaching Banners to Tribes

- Line up direction banners under the correct tribe groupings as follows: (P5)
 - North side: Asher, Dan, Naphtali
 - South side: Gad, Re'uben, Shim'on
 - East side: Yissaskar, Yehudah, Zebulun
 - West side: Binyamin, Ephrayim, Menashsheh
- Place the correct direction banner on the back of the tribe groupings and secure with tape. (P6)
- Stand up tribes and banners and set aside. (P7)




P5



P6



P7



P8



P9

Folding the Courtyard


- Using a ruler for assistance, fold the tabs inward along the edge of the courtyard. (P8)
- Using a ruler for assistance, fold the dotted horizontal line down the middle. (P9)
- Fold all dotted lines of the courtyard sides inward toward floor of courtyard allowing for white tabs to go underneath the floor. (P10)
- Run double-sided adhesive tape onto the back of all the tabs. (P11)



P10



P11



P12



P13

Assembling the Courtyard

- Beginning with the East side of the courtyard with the gate door, lay the tab under the courtyard. (P12)
- Then lay the North side tab under the courtyard. (P13)
- When you flip the courtyard upside down, you should have 3 tabs connected. (P14)
- To complete the construction of the courtyard, insert the tab on the side in between the screens. (P15)
- Fold the last bottom tab onto the back of the courtyard floor. (P16)
- Your 3-D courtyard is now complete and ready to be added to the Main Page. (P17)



P14



P15



P16



P17

Instructions for the Craft Cont'd:

Attaching Tribes with Banners and Courtyard to Main Page

- Run double-sided adhesive tape onto the Main Page courtyard template. (P18)
- Place 3-D courtyard onto the tape. (P19)
- Run double-sided adhesive tape onto the back of all the tabs of the 4 tribe groupings. (P20)
- Place 4 tribe groupings on the Main Page in the following placement:
 - East side: Yissaskar, Yehudah, Zebulun (P21)
 - West side: Binyamin, Ephrayim, Menashsheh (P22)
 - North side: Asher, Dan, Naphtali (P23)
 - South side: Gad, Re'uben, Shim'on (P24)
- Your craft is now complete for this week's Torah portion.
- Please hold onto it for next week's 35.1 Nasso edition to add the placement of Mosheh, Aharon and the Lewites.
- * The characters and courtyard are not to scale as the purpose of this lesson was to teach the placement of the tribes around the Dwelling Place. Please refer to our lessons in Shemot to supplement your learning of the Dwelling Place.



P18



P19



P20



P21



P22

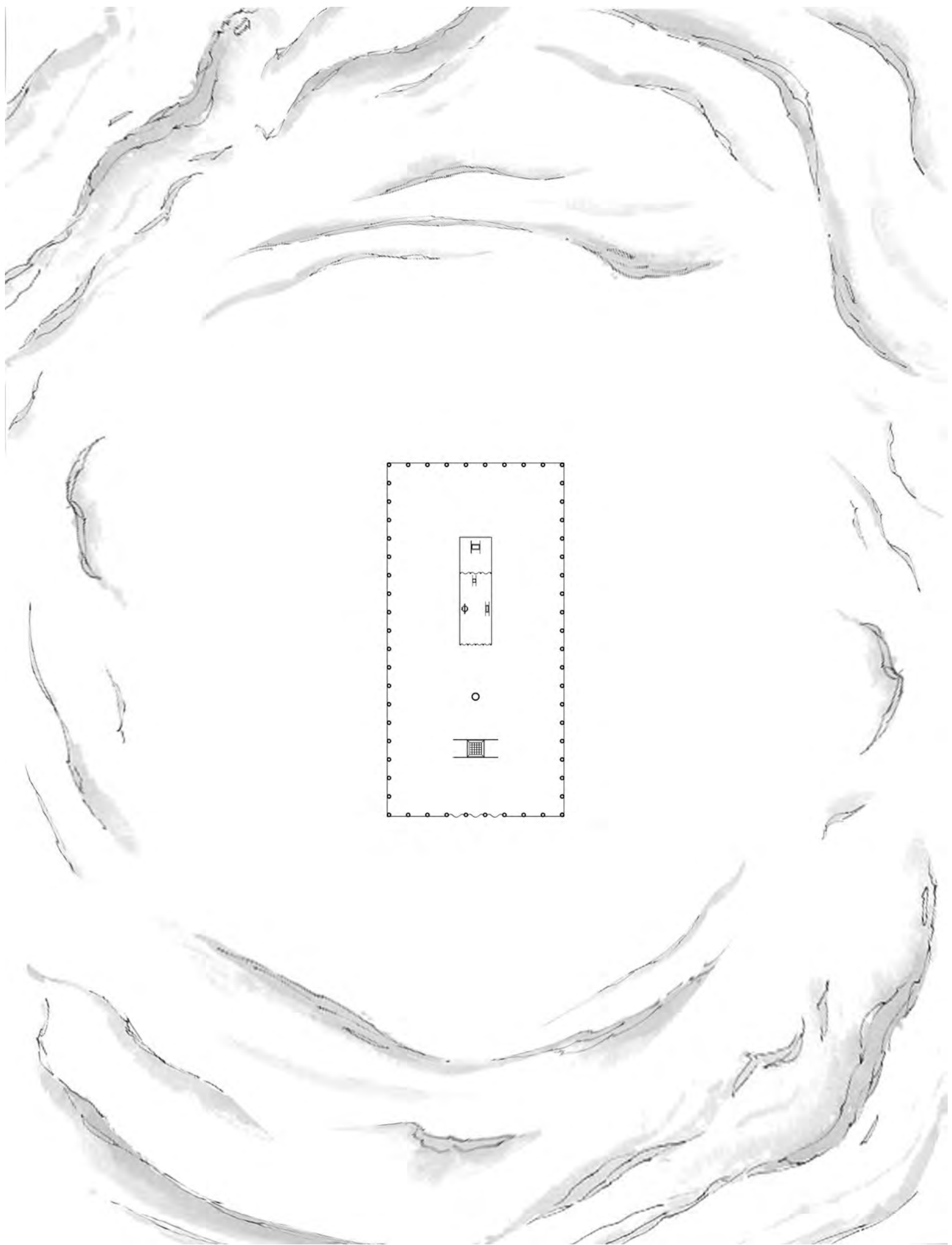


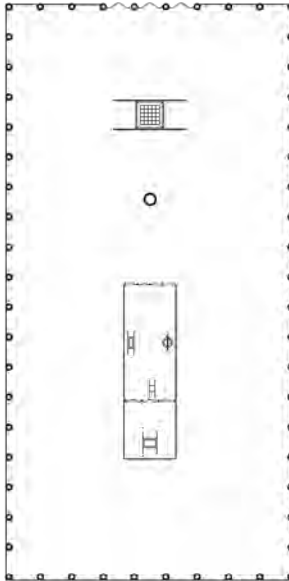
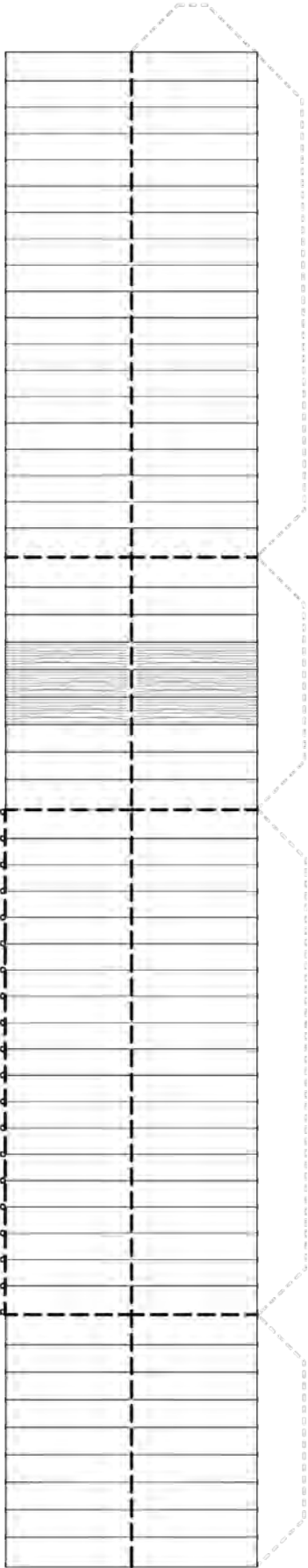




P23




P24

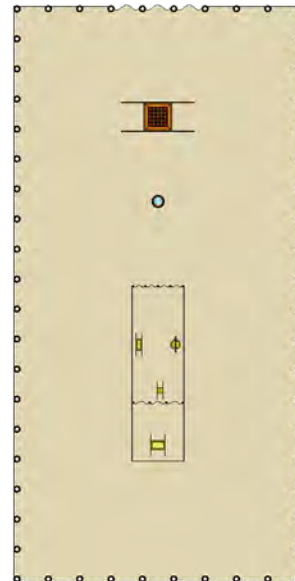
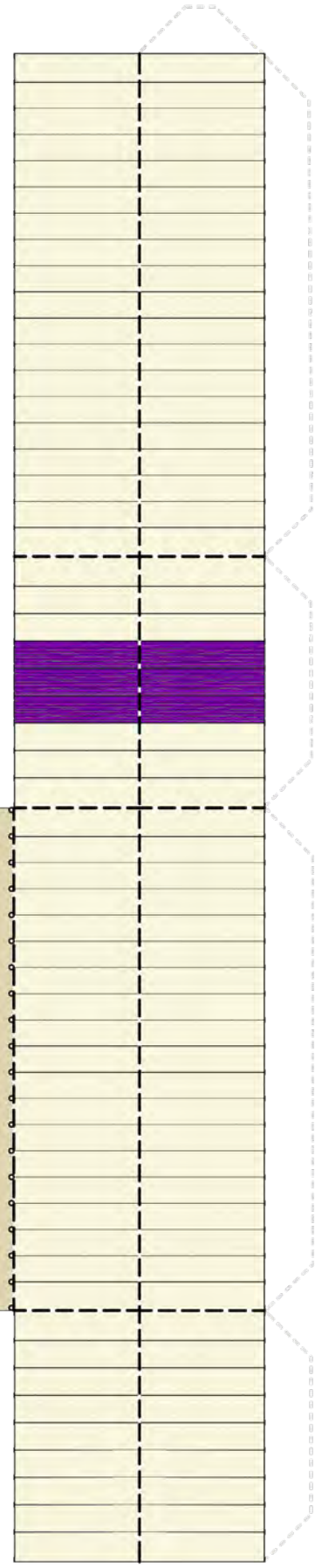
You now have a visual representation of the 12 tribes' encampment around the Dwelling Place.


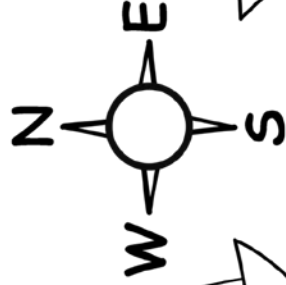









Craft Template B (color)





Sweetness of Torah

SWEET SOUNDS OF TORAH

(Sing Praises to His Name)

Here is the link for this song:

https://www.podomatic.com/podcasts/steveberkson/episodes/2017-05-21T05_17_18-07_00

Sing to the tune of "Oh, My Darling Clementine"

In the Desert

We're in the desert, in the desert, in the desert, Bemidbar
Bemidbar, we're in the desert, in the desert, Bemidbar

We made a pattern around the Mishkan with all the twelve tribes
Made a pattern around the Mishkan with all the twelve tribes

The tribes protected, tribes protected, tribes protected the Mishkan
The tribes protected, tribes protected, tribes protected the Mishkan



SWEET TASTE OF TORAH

This snack relates to this week's parsha. Please take these as suggestions and make necessary changes based on your individual dietary needs.

12 Tribes Cupcakes or Muffins Encampment

Numbers 2:3, 5, 7, 10, 12, 14, 18, 20, 22, 25, 27, 29



Ingredients:

- 12 cupcakes or muffins (mini or regular size)


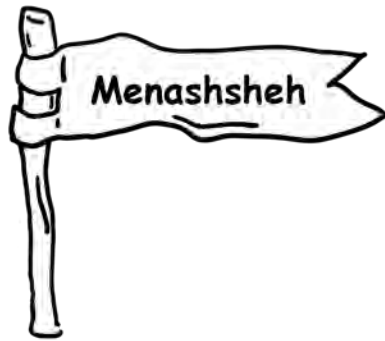

Instructions:

Arrange your cupcakes or muffins in order of encampment as described in Numbers 2. We have provided a template on the following page that has 12 banners on it with the names of the sons of Yisra'el if you choose to represent all 12 tribes.

You can have your child color the banners and cut them. Take 12 toothpicks and tape them around the banners so that you can insert them into your cupcakes or muffins.

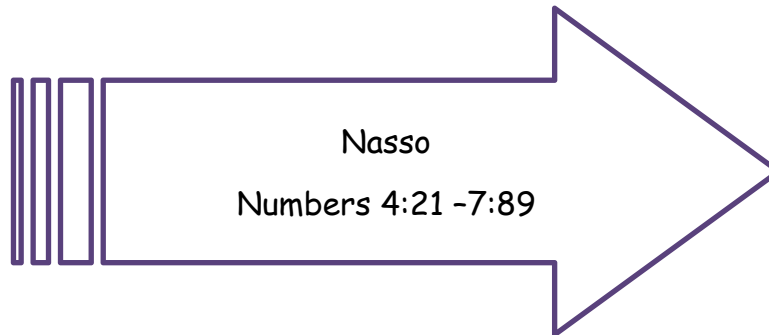
This snack can be used as an educational tool so that your child learns the placement of the tribes of Yisra'el around the Dwelling Place.

Snack Template



Next Week's Treasure Hunt

Next Week's Torah Portion



Suggested Reading Schedule

Monday:	Num. 4	Census and duties of the sons of Qehath, Gershon, and Merari
Tuesday:	Num. 5	Torah regarding impurities and defilement
Wednesday:	Num. 6	Nazirite vow and Aharon's blessing upon Yisra'el
Thursday:	Num. 7:1-47	Offerings for the dedication of the Dwelling Place: Days 1-6
Friday:	Num. 7:48-89	Offerings for the dedication of the Dwelling Place: Days 7-12