

Bemidbar

"In the wilderness"

Numbers 1:1 - 4:20

Katan Bet/Gadol



In This Edition:

34.1 - Bemidbar

Numbers 1-2; 3:5-51



BEMIDBAR OVERVIEW

'In the wilderness'...Bemidbar

Today we are starting the 4th book of the Torah, called Bemidbar, meaning 'In the wilderness.' The English name for this book is different from the Hebrew. It is called Numbers, because the book starts off with Yahweh commanding Mosheh and Aharon to take a census of the children of Yisra'el.

We ended the book of Vayikra (Leviticus) with Yahweh telling the children of Yisra'el all the blessings that they will receive in the land if they obey Him, and all the curses that they will suffer in the land if they disobey.

Because each parsha is so rich in information, we will only be able to examine certain parts of each parsha per lesson. We do encourage parents and their children to do their own studies. In future years, we plan to fill in the pieces from each parsha that we did not cover previously.

The book of Bemidbar starts off in the 1st day of the 1st month of the 2nd year that the children of Yisra'el have spent in the Wilderness of Sinai. Yahweh wants a census of the children of Yisra'el, and also of the Lewites. We will also learn about the special duties of the Lewite clans of Gershon, Merari and Qehath, which they are to perform for the Dwelling Place. We will learn about the cloud that covered the Dwelling Place and how its movements led the children of Yisra'el, under their tribal banners, to the Wilderness of Paran. We will see what happens when the spies return with their reports after scouting out the land. Along the way we will witness some rebellions, such as the one led by Qorah, as well as travel to the Wilderness of Tsin and learn what happens when Mosheh and Aharon disobey Yahweh. We will study a famous story about a talking donkey and learn that Yisra'el is forever blessed by Yahweh. Yahweh will command a fresh census of the next generation as their armies prepare to go into Kena'an. The book concludes with the instruction regarding distribution of the land to each tribe, and Yahweh's right-rulings for women who have neither father nor brother to take care of them.

Here is a breakdown of the 10 parashot in the book of Bemidbar:

- Bemidbar (In the wilderness) - Ch. 1-4
- Nasso (Lift or Take up) - Ch. 4-7
- Beha'alotcha (When you ascend or When you set up) - Ch. 8-12
- Shelach - (You send) - Ch. 13-15
- Korach (Baldness or Qorah) - Ch. 16-18
- Chukat - (Laws or Statutes) - Ch. 19-21
- Balak - (Balaq) - Ch. 22-25
- Pinchas - (Devastator) - Ch. 25-29
- Matot - (Tribes) - Ch. 30-32
- Massei - (Journeys) - Ch. 33-36

We pray that you will be blessed as we begin our study in the 4th book of the Torah. Let's dig in!

SHALOM FROM YMTOI/MTOI



Table of Contents

Parsha Pearls is a comprehensive resource that allows for complete customization by the parent. We understand that if you were to strive to accomplish all aspects of each lesson in one day it would be unrealistic and also overload for the child. It is our intention that this be used 'a la carte' so that it suits your specific needs. Our site caters to printing only the pieces you choose.

This page will provide quick links to get to the portion of the document for which you are looking. When you hover over the title a finger will appear. Click on it and you will be taken directly to that page.

If you are new to Parsha Pearls, we have created an [Introduction](#) document outlining how to use our lessons, as well as a [Scriptural Inspiration](#) document, which explains our titles and the Scriptural inspiration for them. We pray that Parsha Pearls blesses your home and that your children will grow to love the Word and to never depart from keeping Torah. As always, feel free to email us at parshapearls@mtoi.org if you have any questions.

➤ Bemidbar Overview	2
Pearl Seeking (The Main Lesson)	4
➤ Treasuring His Word (Overview of the Parsha)	4
➤ Parsha Points (Main Lesson Content)	4
➤ Digging Deeper (Thought Provoking Questions)	8
Searching Out Hebrew (Reading & Writing)	9
➤ Words	9
➤ Numbers	9
➤ Word Match	10
➤ Flashcards	11
➤ Writing Hebrew	12
Counting What You Gained (Worksheets)	13
➤ Storing Up Treasure In My Heart (Memory Verse)	13
➤ Seeking Treasure (Questions from the Parsha)	15
➤ Word Search	17
➤ Crossword Puzzle	19
➤ Maze	21
➤ Worksheet	22
Precious Possessions (Arts & Crafts)	23
➤ Notebook Page	23
➤ Coloring Page	33
➤ Bemidbar Coloring Page	34
Sweetness of Torah	35
➤ Sweet Sounds of Torah (Song Corresponding to the Parsha)	35
➤ Sweet Taste of Torah (Snack Corresponding to the Parsha)	36
Next Week's Treasure Hunt (Looking Ahead to Next Week's Parsha)	38



Pearl Seeking

TREASURING HIS WORD

Let's do a quick overview of the entire Torah portion:

Monday:	Num. 1	The census of Yisra'el
Tuesday:	Num. 2	The arranging of tribal encampments and order of their departure
Wednesday:	Num. 3:1-39	The census and duties of the Lewites
Thursday:	Num. 3:40-51	The census and redemption of the firstborn of the children of Yisra'el in place of the Lewites
Friday:	Num. 4:1-20	The census and priestly service of the sons of Qehath

In this week's Parsha Pearls lesson, we will be discussing the first 3 censuses recorded in the book of Bemidbar: a counting of the males of the tribes of Yisra'el - a separate count of every male of the tribe of Lewi as well as a count of the firstborn males of the children of Yisra'el. Now, let's read Num. 1-2 & 3:5-51.

PARSHA POINTS

- Yahweh spoke to Mosheh in the Wilderness of Sinai, in the Tent of Meeting, on the first day of the second month, in the second year after they had come out of the land of Mitsrayim, saying, "Take a census of all the congregation of the children of Yisra'el" (1:2-3):
 - by their clans
 - by their fathers' houses, according to the number of names
 - every male, head by head, from 20 (**esrim**) years old and above
 - everyone going out to the army in Yisra'el
 - number them by their divisions, you and Aharon
- As Yahweh commanded Mosheh, he registered them in the Wilderness of Sinai (1:19-43):

➤ Re'uben - 46,500

➤ Shim'on - 59,300

➤ Gad - 45,650



➤ Ephrayim (Yoseph) - 40,500

➤ Menashsheh (Yoseph) - 32,200

➤ Binyamin - 35,400



➤ Yehudah - 74,600

➤ Yissaskar - 54,400

➤ Zebulun - 57,400



➤ Dan - 62,700

➤ Asher - 41,500

➤ Naphtali - 53,400



- These were those whom Mosheh and Aharon registered: a total of 603,550 men by their father's house, from 20 years old and above, everyone going out into the army - 1:44-46
- The Lewites were not registered, because Yahweh had appointed them over the Dwelling Place of the Witness - 1:49-50
- The Lewites were appointed to (1:50-51):
 - serve over all the furnishings and over all that belonged to it
 - bear the Dwelling Place and all its furnishings, and attend to it
 - take down the Dwelling Place when it was to go forward
 - set up the Dwelling Place when it was to be set up
- Any stranger (non-Lewite) who came near the Dwelling Place was to be put to death - 1:51; 3:10,38
- The children of Yisra'el were to pitch their tents, each tribe according to their camp, by their own banner, according to their divisions - 1:52
- The Lewites were to camp around the Dwelling Place, in order to guard the duty of the Dwelling Place, and so that Yahweh's anger would not be upon the children of Yisra'el - 1:53
- Yahweh gave instructions for the placement of each tribe by its own banner, around the Tent of Meeting, at a distance - 2:1-2
- This is the placement of the children of Yisra'el:
 - East side (**qedemah**) - Yehudah, Yissaskar, Zebulun - 2:3-8
 - South side (**temanah**) - Re'uben, Shim'on, Gad - 2:10-15
 - West side (**yammah**) - Ephrayim, Menashsheh, Binyamin - 2:18-23
 - North side (**tsaponah**) - Dan, Asher, Naphtali - 2:25-30
- These were the numbers of the children of Yisra'el and their order of departure with their banners:
 - Camp of Yehudah - 186,400; they depart first - 2:9
 - Camp of Re'uben - 151,450; they depart second - 2:16
 - Camp of the Lewites and the Tent of Meeting; they move out in the middle of the camps - 2:17
 - Camp of Ephrayim - 108,100; they depart third - 2:24
 - Camp of Dan - 157,600; they depart last - 2:31
- These were the registered ones of the children of Yisra'el, by their fathers' houses - a total of 603,550 men - 2:32
- As Yahweh had commanded Mosheh, the Lewites were not registered - 2:33
- The children of Yisra'el did according to all that Yahweh had commanded Mosheh. They camped by their banners and departed each by their clan, according to their fathers' houses - 2:34
- Yahweh told Mosheh to bring the tribe of Lewi before Aharon the priest to serve Him - 3:5-6



- Yahweh specified the Lewites' duties to guard (3:7-8):
 - Aharon's duty and the duty of all the congregation
 - the duty of the children of Yisra'el before the Tent of Meeting
 - the service of the Dwelling Place
 - all the furnishings of the Tent of Meeting

- Yahweh told Mosheh that the Lewites were to be given to Aharon and his sons from among the children of Yisra'el - 3:9

- Yahweh specified that Aharon and his sons shall guard their priesthood - 3:10

- Yahweh told Mosheh that the Lewites were His, instead of the firstborn among the children of Yisra'el - 3:11-12

- Yahweh set apart to Himself all the firstborn on the day that He struck the firstborn in the land of Mitsrayim, for He is Yahweh - 3:13



- Yahweh then spoke to Mosheh in the Wilderness of Sinai, instructing him to register the children of Lewi (3:14-15):

- by their father's houses
- by their clans
- every male from a month old (a new moon old) and above

- As Yahweh commanded Mosheh, he registered them in the Wilderness of Sinai - 3:16

- These were the sons of Lewi: Gershon, Qehath, and Merari - 3:17

- This was the placement of the sons of Lewi and their numbers:

- The 7,500 Gershonites were to camp on the west side, behind the Dwelling Place - 3:22-23
- The 8,600 Qehathites were to camp on the south side of the Dwelling Place - 3:28-29
- The 6,200 Merarites were to camp on the north side of the Dwelling Place - 3:33-35



- Mosheh, Aharon, and his sons were to camp on the east side before the Dwelling Place, before the Tent of Meeting - 3:38

- These were the duties of the sons of Lewi:

- The Gershonites' duty in the Tent of Meeting was the (3:25-26):

- Dwelling Place
- tent with its covering
- covering of the door of the Tent of Meeting
- screens of the courtyard
- covering of the door of the courtyard which is around the Dwelling Place and the altar, and their cords



➤ The Qehathites' duty for the Set-apart Place was the (3:28,31-32):

- ark
- table
- lampstand
- altars
- utensils of the Set-apart Place used in the service
- covering, and all its service



➤ The Merarites' duty for the Dwelling Place was the (3:36-38):

- boards, bars, columns, sockets, and utensils
- columns, sockets, pegs, and cords of the courtyard



• Mosheh, Aharon, and his sons were responsible for guarding the duty of the (3:38):

- Set-apart Place
- children of Yisra'el



- These were the registered ones of the Lewites, whom Mosheh and Aharon registered at the command of Yahweh, by their clans, all the males from a month old (a new moon) and above - 22,000 - 3:39
- Yahweh also instructed Mosheh to register all the firstborn males of the children of Yisra'el from a month old (a new moon) and above - 3:40
- Yahweh instructed Mosheh to take the Lewites and their livestock for Himself instead of all the firstborn of Yisra'el and their firstborn livestock, for He is Yahweh - 3:41,45
- Mosheh registered all the firstborn among the children of Yisra'el, as Yahweh had commanded him (3:42-43):

- all the firstborn males
- by the number of names
- from 1 (**achat**) month (a new moon) old and above



- Those registered of the children of Yisra'el who were a month old (a new moon) and above totaled 22,273 - 3:43
- For the ransom of the 273 of the firstborn of the children of Yisra'el that were more than the total of the Lewites, 5 sheqels of silver for each firstborn was given to Aharon and his sons - 3:45-48
- Mosheh took the sheqels - 1,365 pieces and gave their ransom silver to Aharon and to his sons, according to the word of Yahweh, as Yahweh had commanded him to do - 3:49-51



DIGGING DEEPER

Parents/Teachers may choose to use these prompts for further discussion of the Torah portion.

- Research the number of times that Yisra'elite males were counted. Why do you think Yahweh wanted that? Why do you think that the women and children were not counted? Do you believe they were less important to Yahweh or did He have another purpose? Do you think it had to do with the men serving in the army?
- Discuss the significance of the placement of the 12 tribes around the Dwelling Place. Why do you think Yahweh wanted the clans of Lewi closest to the Dwelling Place? Who had the most prestigious position around the camp? (Lev. 1:50-53; Ch.2)
- Go back to the story of the golden calf incident (Exodus 32) and find out why the children of Lewi were chosen by Yahweh to replace the firstborn of the other tribes to be set-apart for the Dwelling Place duties.
- Why do you think Yahweh mentioned that any stranger (non-Lewite) who came near the Dwelling Place was to be put to death? Do you think some of the firstborn might have tried to insert themselves into the positions they were originally to bear?
- Discuss the actions of Qayin, Esaw and Re'uben (all firstborn) and the consequences of their actions. Can we learn a valuable lesson through reading these stories?
- Discuss the importance and privileges of being the firstborn back in Bible times. Since Yahweh chose the Lewites to replace the firstborn in the duties of the Dwelling Place, do you think that the firstborn saw this as a demotion in their status or a relief?
- Research places in the Scriptures where Yahweh has called someone His firstborn and the significance of that.
- What is the difference in the duty of a son of Aharon (priest) and a Lewite (non-priest: Gershon, Qehath, Merari)? Do you think there might have been some jealousy over their positions? Would it be similar to white collar and blue collar work?



Searching Out Hebrew

Parents/Teachers can print out the '[Hebrew Pronunciation Guide](#)' to help with the pronunciation of Hebrew names and words. They can be cut out and used in conjunction with the Flashcards.

WORDS

Parents/Teachers see the following page for 3 x 5 card cut outs of the words from this week's parsha. If printed on card stock, they can be kept in a box to reinforce learning.

Qaydemah (קדמה) - east

Taymanah (תימנה) - south

Yammah (ימה) - west

Tsaponah (צפנה) - north

NUMBERS

Parents/Teachers can print out these numbers to have as additional resources. These can be found under the 'Resources' tab on the YMTOI website.

1 - achat

20 - esrim

WORD MATCH

Match this week's Hebrew words to their correct definition.

Qaydemah

East

Taymanah

North

Tsaponah

South

Yammah

West



FLASHCARDS

תימנה

Taymanah

Tay-ma-nah

south

צפנה

Tsaponah

Tsa-po-nah

north

קדמה

Qaydemah

Qay-de-mah

east

ימה

Yammah

Yam-mah

west

WRITING HEBREW

Taymanah (south)

תימנה



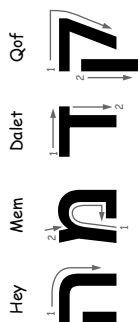
Tsaponah (north)

צפונה



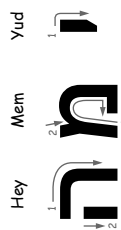
Qaydemah (east)

קדמה



Yammah (west)

ימה



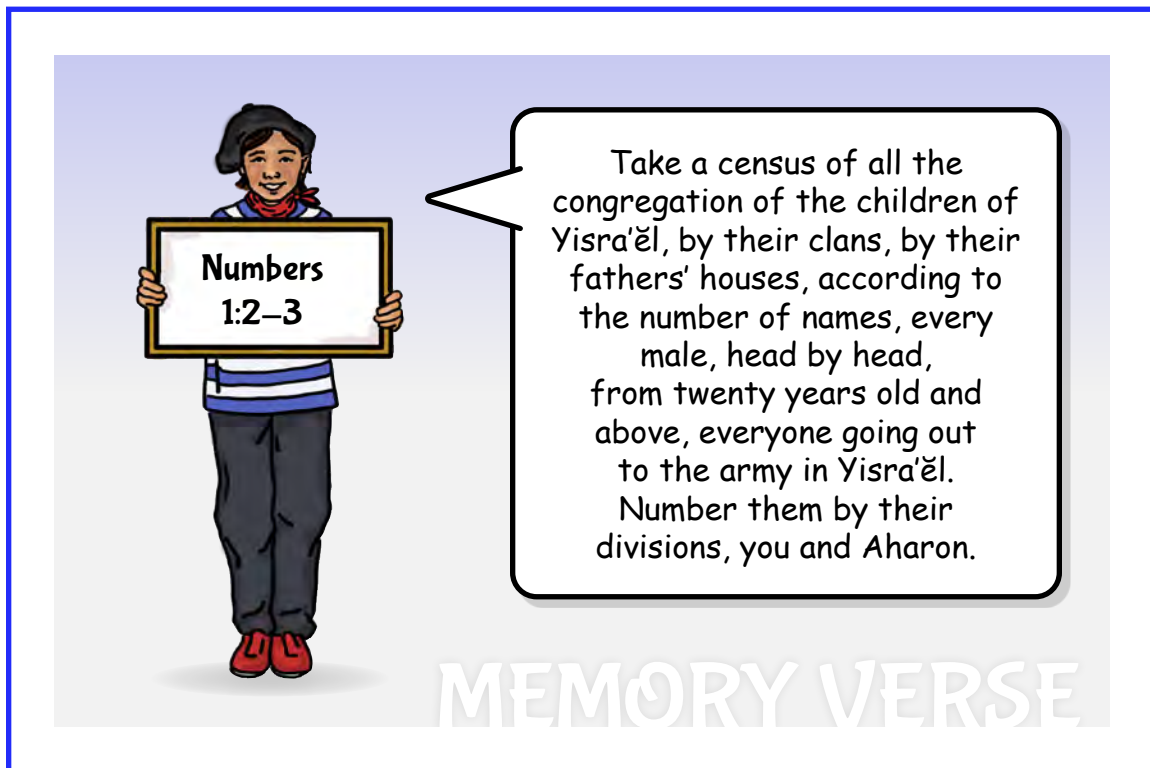


Counting What You Gained

This next section is intended to be reinforcement of the lessons learned during this parsha. Choose the activities that best fit your child.

STORING UP TREASURE IN MY HEART

The Katan Bet and Gadol memory verse is Numbers 1:2-3. You can review the verse with them by reciting it out loud, acting it out, putting it to music...whatever works for you.



Numbers
1:2-3

Take a census of all the congregation of the children of Yisra'el, by their clans, by their fathers' houses, according to the number of names, every male, head by head, from twenty years old and above, everyone going out to the army in Yisra'el. Number them by their divisions, you and Aharon.

MEMORY VERSE

Here is the link for this song:

https://www.podomatic.com/podcasts/steveberkson/episodes/2021-05-06T21_00_03-07_00

SEEKING TREASURE



1.

What was the requirement for the counting (census) of the children of Yisra'el?

Circle the correct choices.

- male female 20 years old
1 month old from every tribe
from every tribe but Lewi

(1:2-3, 47)



2.

How many total males were counted for those going out to serve in the army of the children of Yisra'el?

(1:46)



3.

Who told Mosheh not to count the tribe of Lewi?

(1:47-49; 2:33)



4.

"Instead, appoint the _____ over the Dwelling Place of the Witness, over all its _____, and over all that belongs to it. They _____ the Dwelling Place, and all its furnishings, and they attend to it, and _____ around the Dwelling Place. And when the Dwelling Place is to go forward, the Lewites take it _____. And when the Dwelling Place is to be set up, the Lewites set it _____. And the stranger who comes near is put to death.

(1:50-51)



5.



What else were the Lewites' duties for the Dwelling Place?

Circle the correct choice.

clean guard decorate

(1:53)

6.



What tribe did Yahweh say was His instead of the firstborn?

(3:12)

7.




Yahweh referred to the story of the death of the firstborn in the land of Mitsrayim in this parsha.

T / F

(3:13)

8.



At what age were the male Lewites registered?

Circle the correct choice.

20 years old 13 years old 1 month old

(3:15)

9.



What are the names of the sons of Lewi?

(3:17)

10.




How many total males of the sons of Lewi, from a month and above, were counted?

(3:39)



WORD SEARCH

Search for the hidden words from this week's parsha.



SOUTH SIDE

RE'UBEN

SHIMON

GAD

EAST SIDE

YEHUDAH

YISSASKAR

ZEBULUN

CENSUS

DIVISIONS

BANNERS

CAMPED

DEPARTED

WEST SIDE

EPHRAYIM

MENASHSHEH

BINYAMIN

NORTH SIDE


DAN

ASHER

NAPHTALI



Answer Key



SOUTH SIDE
 RE'UBEN
 SHIMON
 GAD
 EAST SIDE
 YEHUDAH
 YISSASKAR
 ZEBULUN


CENSUS
 DIVISIONS
 BANNERS
 CAMPED
 DEPARTED

WEST SIDE
 EPHRAYIM
 MENASHSHEH
 BINYAMIN
 NORTH SIDE
 DAN
 ASHER
 NAPHTALI



CROSSWORD PUZZLE

Complete the crossword using words from this week's parsha.



Across

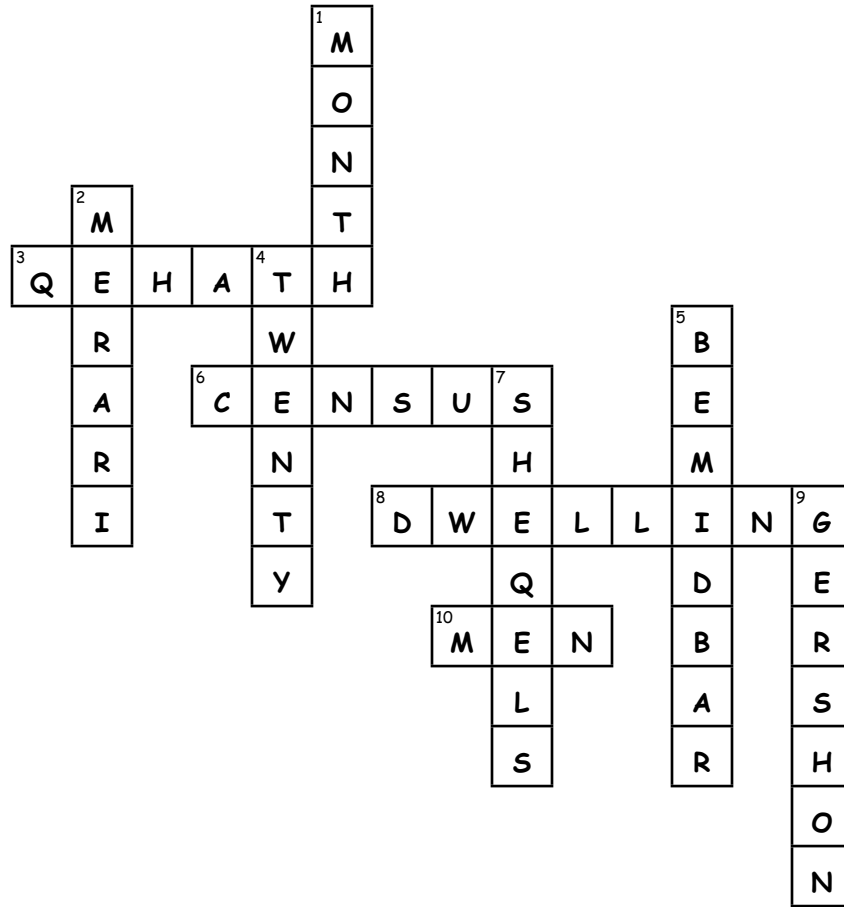
3. The Lewite clan of _____ camped to the south.
6. What is the word for taking a population count?
8. The Lewites took care of the things for the _____ Place.
10. Only the _____ were counted in the census.

Down

1. The Lewite census count began at 1 _____ and above.
2. The Lewite clan of _____ camped to the north.
4. What age did the census begin at for every tribe but Lewi?
5. The Hebrew word for 'in the desert/wilderness' is _____.
7. For each additional firstborn boy, 5 _____ of silver were given to Aharon and his sons.
9. The Lewite clan of _____ camped to the west.



Answer Key



Across


- The Lewite clan of **Qehath** camped to the south.
- What is the word for taking a population count? **census**
- The Lewites took care of the things for the **Dwelling** Place.
- Only the **men** were counted in the census.

Down

- The Lewite census count began at 1 **month** and above.
- The Lewite clan of **Merari** camped to the north.
- What age did the census begin at for every tribe but Lewi? **twenty**
- The Hebrew word for 'in the desert/wilderness' is **Bemidbar**.
- For each additional firstborn boy, 5 **shegels** of silver were given to Aharon and his sons.
- The Lewite clan of **Gershon** camped to the west.



MAZE

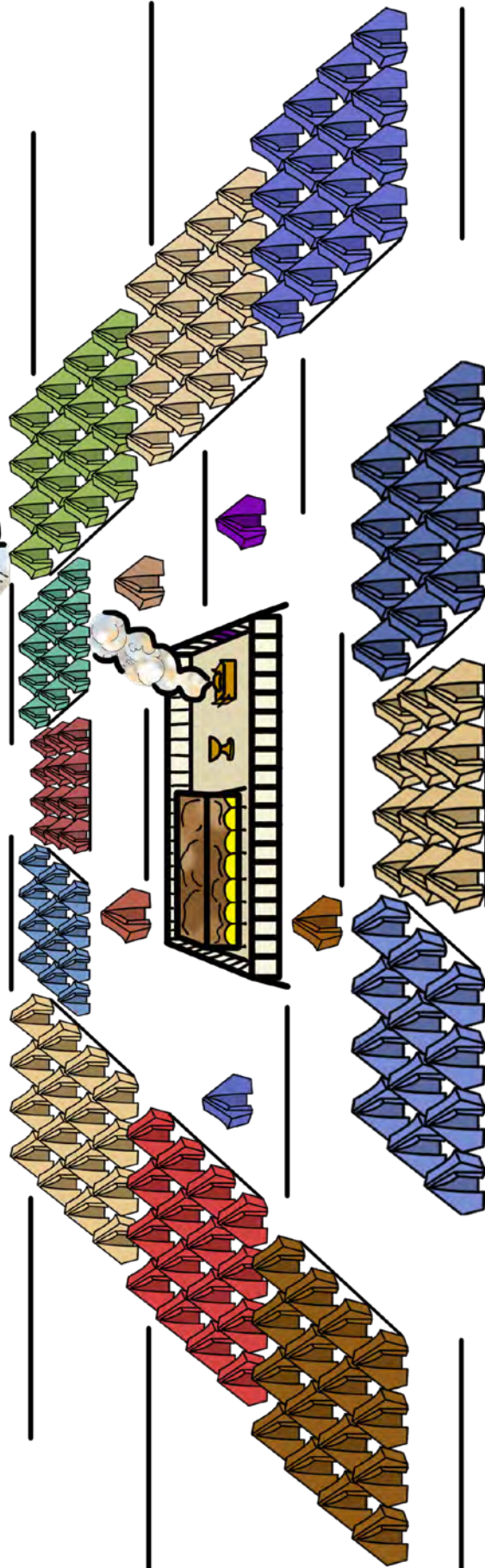
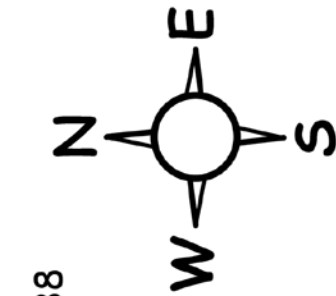


WORKSHEET

Instructions

Write down the names and number of each tribe and clan in its correct place on this sheet using the directional compass as a guide.

Numbers 2:3-31; 3:21-23, 27-29, 33-35, 38



Precious Possessions

NOTEBOOK PAGE

12 Tribe's Encampment 3–D

Numbers 2

Materials:

- Cardstock - white
- Cardboard
- Puncturing tool
- Toothpicks
- Ruler (to assist in folding tabs)
- Double-sided tape
- Double-sided adhesive tape
- Scissors
- Coloring pencils, crayons or markers
- Notebook Templates: A-C (BW) or D-F (color)



Parent/Teacher Preparation:

- Print Notebook Templates of choice on white cardstock.
- Please note that this Notebook Page will be continued next week in our Pearl Seekers lesson for parsha Nasso (35.1).

Instructions for the Notebook Page:

- If using BW Templates, color using medium of choice.
- Cut out all Template pieces. (P1)

Banners

- Lay a toothpick on each of the grouped tribes and place a small piece of tape to secure the 'pole'. (P2a, P2b)
- Set banners aside for now. (P3)

Creating the Tents

- Using a puncturing tool, poke a hole through the center of the 2nd line opposite the tab on each tent. (P4)
- Using a ruler for assistance, create the tents by making fold lines on the solid black lines of all the tents. (P5a, P5b)
- Run double-sided adhesive tape on the tabs of each tent. (P6)



P1




P2a



P2b



P3




P4



P5a



P5b



P6

Instructions for the Notebook

Page cont'd:

- Now close each tent with the adhesive side resting on the inside of the tents. (P7a, P7b)

Attaching Banners to Tents

- Insert the tribe banners into their corresponding tents groupings. (P8a, P8b)
- Set aside for now.

Dwelling Place

- Using a ruler for assistance, fold all the tabs inward on the Dwelling Place. (P9)
- Run double-sided adhesive tape onto the front of all the tabs. (P10)
- Starting at the bottom of the Dwelling Place, adhere bottom of Dwelling Place to tab. (P11)
- Repeat for West side of Dwelling Place. (P12)
- Last, adhere the top of the Dwelling Place. (P13)
- Your Dwelling Place is now complete. (P14)
- Set aside for now.

Land

- Take 2 cardboard pieces measuring approximately 9" x 22".
- Place double-sided tape in the middle area of one of the pieces making a square. (P15)
- Lay your 2nd piece on top of the 1st cardboard making a plus sign. (P16)
- Your land piece is now complete.




P7a




P7b




P8a




P8b




P9



P10



P11




P12



P13



P14



P15



P16

Instructions for the Notebook

Page cont'd:

Tribes


- Using a ruler for assistance, fold the tabs outward on each tribe grouping. (P17a, P17b)
- Line up each tribe grouping with their banners and tents. (P18)
- Set aside for now.

Adding Dwelling Place to Land

- Place double-sided tape on the bottom of the Dwelling Place. (P19)
- Lay Dwelling Place in the middle of the top cardboard piece. (P20)

Hebrew Words

- Cut 4 rectangle pieces of cardstock large enough to write the following Hebrew words on them:
 - 1) Qaydemah 2) קדמה 3) East (P21)
 - 1) Yammah 2) ימה 3) West (P22)
 - 1) Tsaponah 2) צפנה 3) North (P23)
 - 1) Taymanah 2) תימנה 3) South (P24)
- Glue each word to the cardboard around the Dwelling Place corresponding to where it would be on a map. Start with the East facing the front of the Dwelling Place. (P25)



P17a




P17b



P18



P19



P20



P21



P22



P23



P24




P25

Instructions for the Notebook

Page cont'd:

Adding Tents and Tribes to Land

- Place double-sided tape on the bottom of each tent grouping and run double-sided adhesive tape on the back of all the tribe grouping tabs. (P26a, P26b)
- Place on the cardboard as follows:
 - Place East side encampment and tribes (Yissaskar, Yehudah, Zebulun) facing the outer veil or front of the Dwelling Place. (P27)
 - Place West side encampment and tribes (Binyamin, Ephrayim, Menashsheh) facing the back of the Dwelling Place. (P28)
 - Place North side encampment and tribes (Asher, Dan, Naphtali) on correct side in relationship to East and West. (P29)
 - Place South side encampment and tribes (Gad, Re'uben, Shim'on) on opposite side of North. (P30)



P26a



P26b



P27



P28



P29

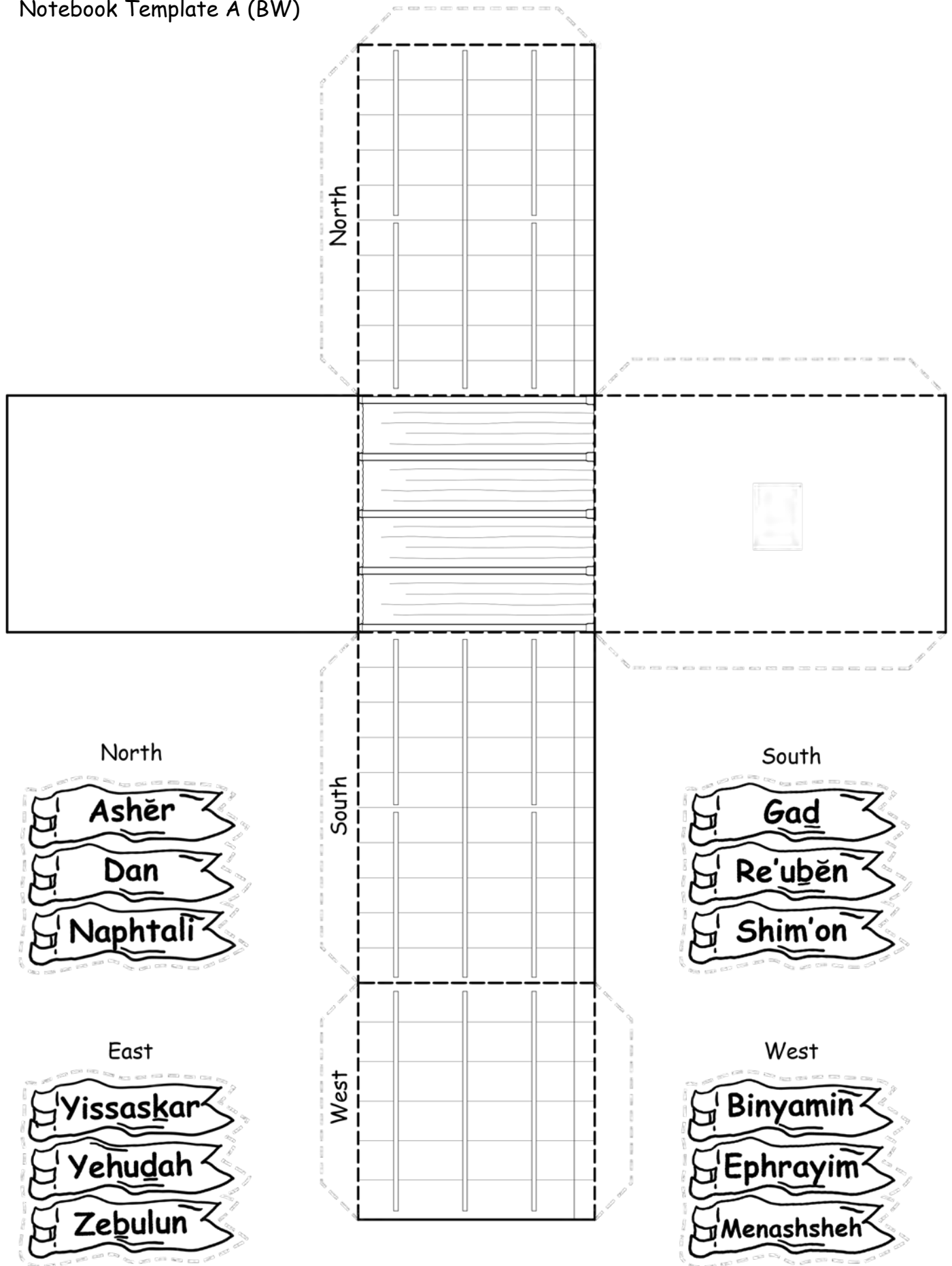


P30

The Dwelling Place and tents are not to scale as the purpose of this lesson was to teach the placement of the tribes around the Dwelling Place. Please refer to our lessons in Shemot to enhance your learning about the Dwelling Place.

This is a visual representation of the tribes' placement around the Dwelling Place to keep enemies from getting close.

Notebook Template A (BW)



Notebook Template B (BW)

Asher, Dan, Naphtali




Gad, Re'uben, Shim'on

Yissaskar, Yehudah, Zebulun

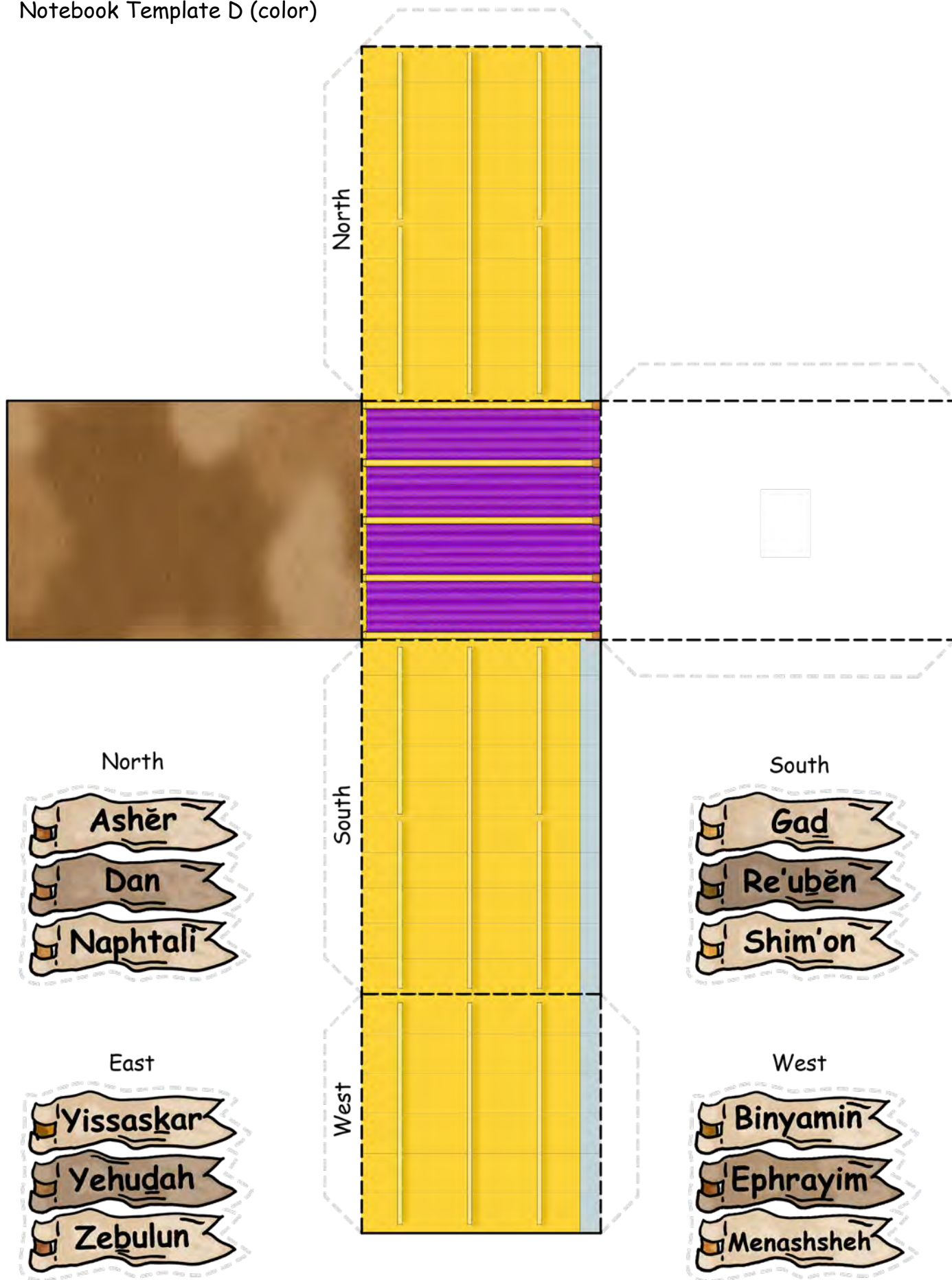
Binyamin, Ephrayim, Menashsheh



Notebook Template C (BW)



Notebook Template D (color)



Notebook Template E (color)

Asher, Dan, Naphtali

Gad, Re'uben, Shim'on

Yissaskar, Yehudah, Zebulun

Binyamin, Ephrayim, Menashsheh



Notebook Template F (color)



Asher, Dan, Naphtali



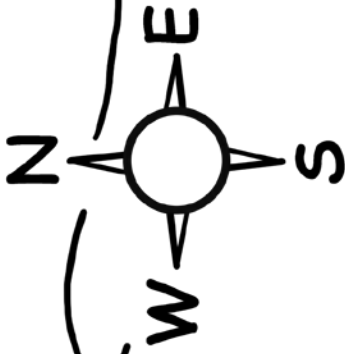
Gad, Re'uben, Shim'on



Yissaskar, Yehudah, Zebulun



Binyamin, Ephrayim, Menashsheh



Numbers 1:2

"Take a census of all the congregation of the children of Yisra'el, by their clans, by their fathers' houses, according to the number of names, every male, head by head."

Numbers 3:15

"Register the children of Lēwi by their fathers' houses, by their clans. Register every male from a new moon old and above."

Binyamin
35,400

Ephrayim
40,500

Ashër 41,500
Dan 62,700
Naphtali 53,400

Yissaskar
54,400

Yehudah
74,600

Merarites 6,200
Mosheh

Gērshonites
7,500

Aharon

Qehathites 8,600

Menashsheh
32,200

Gad 45,650

Re'ubēn 46,500

Shim'on 59,300

Zebulun
57,400



Numbers 1:3

"From twenty years old and above, everyone going out to the army in Yisra'el. Number them by their divisions, you and Aharon."

Numbers 1:1-4:20 - Bemidbar - "In the Wilderness"

NUMBERS

Beside
the
wilderness

"In the wilderness"
Numbers 1:1 - 4:20

are

Sweetness of Torah

SWEET SOUNDS OF TORAH

(Sing Praises to His Name)

Here is the link for this song:

https://www.podomatic.com/podcasts/steveberkson/episodes/2017-05-21T05_17_18-07_00

Sing to the tune of "Oh, My Darling Clementine"

In the Desert

We're in the desert, in the desert, in the desert, Bemidbar
Bemidbar, we're in the desert, in the desert, Bemidbar

We made a pattern around the Mishkan with all the twelve tribes
Made a pattern around the Mishkan with all the twelve tribes

The tribes protected, tribes protected, tribes protected the Mishkan
The tribes protected, tribes protected, tribes protected the Mishkan



SWEET TASTE OF TORAH

This snack relates to this week's parsha. Please take these as suggestions and make necessary changes based on your individual dietary needs.

12 Tribes Cupcakes or Muffins Encampment

Numbers 2:3, 5, 7, 10, 12, 14, 18, 20, 22, 25, 27, 29



Ingredients:

- 12 cupcakes or muffins (mini or regular size)


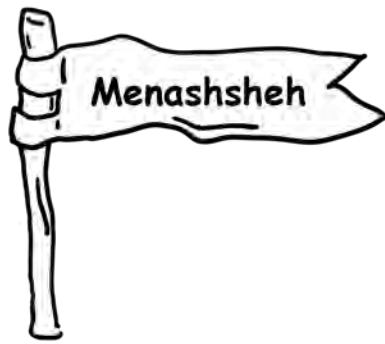

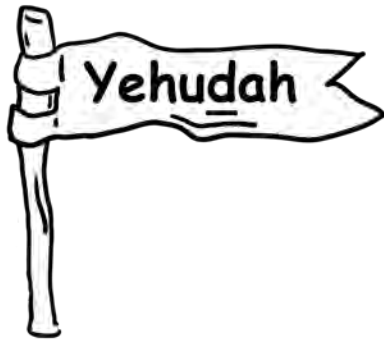
Instructions:

Arrange your cupcakes or muffins in order of encampment as described in Numbers 2. We have provided a template on the following page that has 12 banners on it with the names of the sons of Yisra'el if you choose to represent all 12 tribes.

You can have your child color the banners and cut them. Take 12 toothpicks and tape them around the banners so that you can insert them into your cupcakes or muffins.

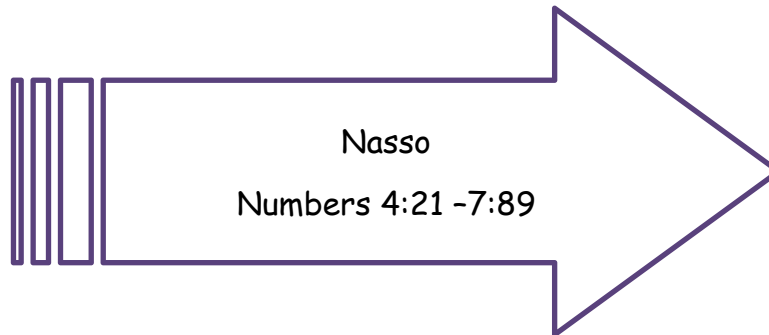
This snack can be used as an educational tool so that your child learns the placement of the tribes of Yisra'el around the Dwelling Place.

Snack Template



Next Week's Treasure Hunt

Next Week's Torah Portion



Suggested Reading Schedule

Monday:	Num. 4	Census and duties of the sons of Qehath, Gershon, and Merari
Tuesday:	Num. 5	Torah regarding impurities and defilement
Wednesday:	Num. 6	Nazirite vow and Aharon's blessing upon Yisra'el
Thursday:	Num. 7:1-47	Offerings for the dedication of the Dwelling Place: Days 1-6
Friday:	Num. 7:48-89	Offerings for the dedication of the Dwelling Place: Days 7-12

