

# Nasso

"Lift Up"

Numbers 4:21 - 7:89

Katan Aleph



In This Edition:

35.1 - Lewites' Duties

Numbers 4



---

# Table of Contents

---

Parsha Pearls is a comprehensive resource that allows for complete customization by the parent. We understand that if you were to strive to accomplish all aspects of each lesson in one day it would be unrealistic and also overload for the child. It is our intention that this be used 'a la carte' so that it suits your specific needs. Our site caters to printing only the pieces you choose.

This page will provide quick links to get to the portion of the document for which you are looking. When you hover over the title a finger will appear. Click on it and you will be taken directly to that page.

If you are new to Parsha Pearls, we have created an [Introduction](#) document outlining how to use our lessons, as well as a [Scriptural Inspiration](#) document, which explains our titles and the Scriptural inspiration for them. We pray that Parsha Pearls blesses your home and that your children will grow to love the Word and to never depart from keeping Torah. As always, feel free to email us at [parshapearls@mtoi.org](mailto:parshapearls@mtoi.org) if you have any questions.

<b>Gem Seeking</b> (The Main Lesson) . . . . .	<b>3</b>
➤ Little Gems Story (Story for Younger Children)	3
➤ Little Gems Story Characters	6
<b>Counting What You Gained</b> (Worksheets) . . . . .	<b>16</b>
➤ Storing Up Treasure in My Heart (Memory Verse)	16
➤ Seeking Treasure (Questions from the Parsha)	18
➤ Word Search	19
➤ Maze	20
<b>Precious Possessions</b> (Arts & Crafts) . . . . .	<b>21</b>
➤ Craft	21
➤ Coloring Page	25
<b>Sweetness of Torah</b> . . . . .	<b>26</b>
➤ Sweet Sounds of Torah (Song Corresponding to the Parsha)	26
➤ Sweet Taste of Torah (Snack Corresponding to the Parsha)	27
<b>Next Week's Treasure Hunt</b> (Looking Ahead to Next Week's Parsha) . . . . .	<b>28</b>



# Gem Seeking

## LITTLE GEMS STORY

### Parent/Teacher Preparation:

Please see the [Instructions for the Little Gems Story](#) on the YMTOI website. This will help you to understand how to prepare for the story.

### Lewites' Duties

Shalom children! Last week, we talked about the census of all the Yisra'elites, the set-up of their camp, and the jobs that were given to the Lewites and the sons of Aharon. Today, we are going to continue learning some more about the Lewites and Aharon's sons, and the jobs or responsibilities that Yahweh gave them. Does anyone know what a responsibility is? It is a job that you are responsible for or supposed to do. For example, do any of you have chores to do at home that are assigned to you? Maybe you are responsible for feeding the cat or taking out the trash. Your cat wouldn't be very happy if you forgot to feed it, would it? Or how about the trash? The house would get pretty smelly if the trash wasn't taken outside, wouldn't it? Your mom and dad have their jobs to do too, don't they? Yahweh gave the Yisra'elites specific jobs to do so that everyone would pitch in to help just like you do in your home. Things wouldn't work very well if we didn't do our jobs would it?

First, Yahweh told Mosheh and Aharon that they should take another census. (**Place Mosheh and Aharon on board.**) Does anyone remember what a census is? It is when the people get counted. But this time, He wanted Mosheh and Aharon to count all the sons of Qehath, the sons of Gershon, and the sons of Merari who were between the ages of 30 and 50 years old. (**Place Qehath's 4 sons, Gershon's 2 sons, and Merari's 2 sons on board.**) These are the men Yahweh chose to help the priests in the Dwelling Place.

All the men between 30 and 50 years old were counted because they were to start their jobs at age 30 (**place #30 on board**) and retire at the age of 50 (**place #50 on board**). Wow! Can you imagine not starting a job until 30 and then being done at 50? That means they only worked for 20 years. Isn't Yahweh so wonderful to take care of them so nicely? Yahweh knew they were going to work really hard those 20 years and be ready to retire.

Remember last week we learned how Yahweh wanted the Yisra'elites' camp to be set up? Well you know Yahweh is not going to forget to tell His people anything so this week we are going to learn how He wanted the camp to be taken down. He wanted things to be done in a certain order, and by certain people. First, Aharon and his sons would put away the set-apart objects. (**Place Ithamar and El'azar on board and move Aharon next to them.**)



The set-apart objects were inside the Set-apart and Most Set-apart Place of the Dwelling Place. Only Aharon and his sons were allowed to touch the set-apart objects. Remember we learned about a lot of these objects in a Little Gems story back in Shemot. They were the ark of the Witness, the table of showbread and its utensils, the 7-branch lampstand and its utensils, and the altar of incense and its utensils. **(Place set-apart objects on board and point to them as you say them.)** Yahweh wanted all these items to be carefully wrapped with specific things and then carried in specific ways. That is so cool that Yahweh told them exactly how He wanted it done so that they didn't have to worry about figuring it out.

Ok, let's take a look at the things Yahweh told them to use to wrap up the set-apart objects. They are blue, purple and scarlet material and fine leather. **(Place wrappings on board.)** Do you remember we learned about these items when the Yisra'elites were bringing the contributions to build the Dwelling Place? Remember that they brought so many things that Mosheh had to tell them to stop bringing anymore? That was so cool that Yahweh's people were very generous. After the set-apart objects were wrapped, they either had their poles inserted to be carried or they were placed on a bar or board to be carried to their new location. **(Place poles, bar and board on board.)**

Yahweh told them that they would start by taking down the covering veil that separated the Set-apart and Most Set-apart Place **(place inner veil on board)**. They would take the covering veil and use it to cover the ark of the Witness. Then they would cover the ark of the Witness with some fine leather, and on top of that they would place a blue wrapper. **(Point to leather and blue material on board. Remove ark of the Witness and place covered ark of the Witness on board.)** Then they would put in its poles so that it was ready to be carried. **(Point to poles.)**

After that came the table where they kept the showbread. **(Point to table of showbread on board.)** They would spread a blue wrapper on the table, and on top of that they would place its dishes, ladles, bowls, jars and the showbread. **(Point to utensils for table of showbread on board.)** The table would next be covered with a scarlet wrapper. Now, does anyone know what the color scarlet looks like? It is a beautiful red color, isn't it? **(Point to red material on board.)** They would add some fine leather on top of that and insert the poles for the table. **(Point to leather and poles. Remove table of showbread and place covered table of showbread on board.)**

Next came the 7-branch lampstand, along with its lamps, snuffers, trays and oil vessels. **(Point to utensils for 7-branch lampstand on board.)** In case you don't know what a snuffer is, it's something that is used to put out a lamp when you're done using it. And over all those things would go a blue wrapper. **(Point to blue material.)** Next, they would take the lampstand and everything that went with it, and they would cover it with fine leather and put it on a bar. **(Point to leather and bar. Remove lampstand and place covered lampstand on board.)**



After the lampstand was ready, they covered the altar of incense. **(Point to incense altar on board.)** They would put a blue wrapper over the golden altar, then cover that with fine leather and have its poles inserted, too. **(Point to blue material, leather and poles. Remove incense altar and place covered incense altar on board.)** Next came the utensils used for the service of the incense altar such as the fire holders, the forks, the shovels and the basins. They had to be covered also. **(Point to utensils for incense altar on board.)** They were wrapped in blue, covered with fine leather, and put on a bar. **(Point to blue material, leather and bar.)**

When Aharon and his sons were all done covering these set-apart objects and furnishings, it would be time for the sons of Qehath to come in and do their job. **(Move Qehath's 4 sons next to set-apart objects.)** They were to lift the set-apart objects and the furnishings, but they had to be very careful. Yahweh wanted them to remember not to actually touch the things that were set-apart, or else they would die. And not only were they forbidden to touch the objects themselves, but they could not even watch them being covered. Wherever the Yisra'elites went, the sons of Qehath were responsible for carrying the ark, the table of showbread, the lampstand, the altars and utensils, and the coverings. **(Place Qehathites carrying set-apart objects on board.)** Aharon's son El'azar would supervise the sons of Qehath while they were doing all of this; in other words, he would make sure everyone was doing a good job and following the instructions. **(Place El'azar next to Qehathites carrying set-apart objects on board.)**

The sons of Gershon also had a job to do in the Tent of Meeting. **(Point to sons of Gershon.)** They were responsible for serving by carrying the curtains of the Dwelling Place, the curtain of the Tent of Meeting and its covering, the covering of fine leather on the Tent of Meeting, the door covering, the screens of the courtyard, the covering for the door of the courtyard gate, the cords, and the equipment used for the service of the Dwelling Place and Tent of Meeting. **(Place Gershonites carrying curtain on board.)** They were to be supervised by Aharon's son Ithamar. **(Place Ithamar next to Gershonites carrying curtain.)**

And let's not forget the sons of Merari; there was a job for them too. **(Point to sons of Merari.)** They were responsible for the boards, the bars, the columns and the sockets of the Dwelling Place. **(Place Merarites carrying board on board.)** They also took care of the columns around the courtyard, along with everything that went with them, like sockets, pegs and cords. They were also to be supervised by Aharon's son Ithamar. **(Move Ithamar next to Merarites carrying board.)**

Out of all the Lewites, there were 2,750 Qehathites, 2,630 Gershonites, and 3,200 Merarites. These were men between 30 and 50 years old who were given jobs for the Tent of Meeting. And that, children, is how they moved all of those special objects when it was time for the Yisra'elites to pack up camp.

Well children, we have come to the end of our story for today. We will see you next week for another exciting Little Gems story!





Aharon




Mosheh



Ithamar



El'azar



Qehath's 4 sons





Gershon's 2 sons



Gershonites carrying curtain

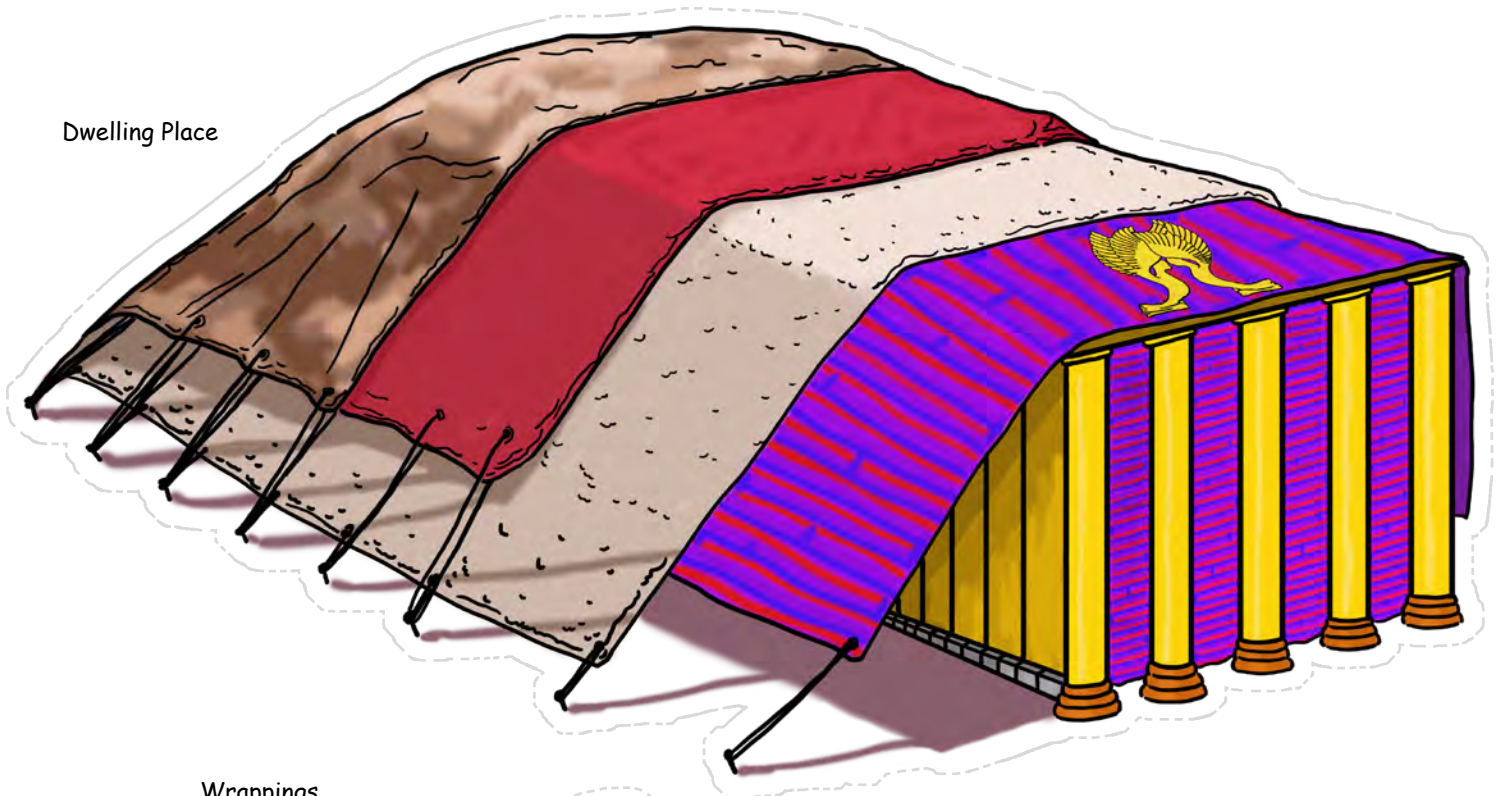


Merari's 2 sons


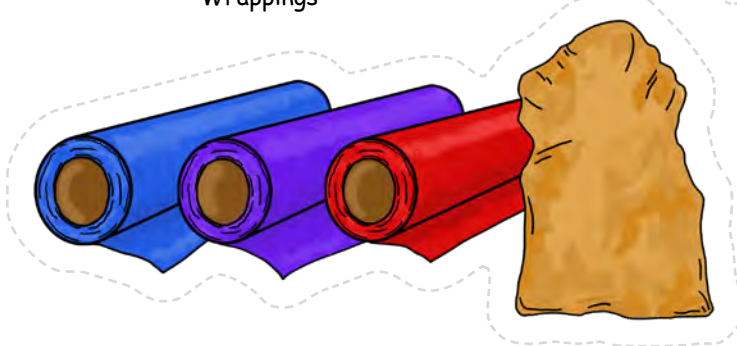


Merarites carrying board


Dwelling Place



Wrappings




Inner veil




Poles, bar and board





7-branch lampstand and its utensils



Altar of incense and its utensils

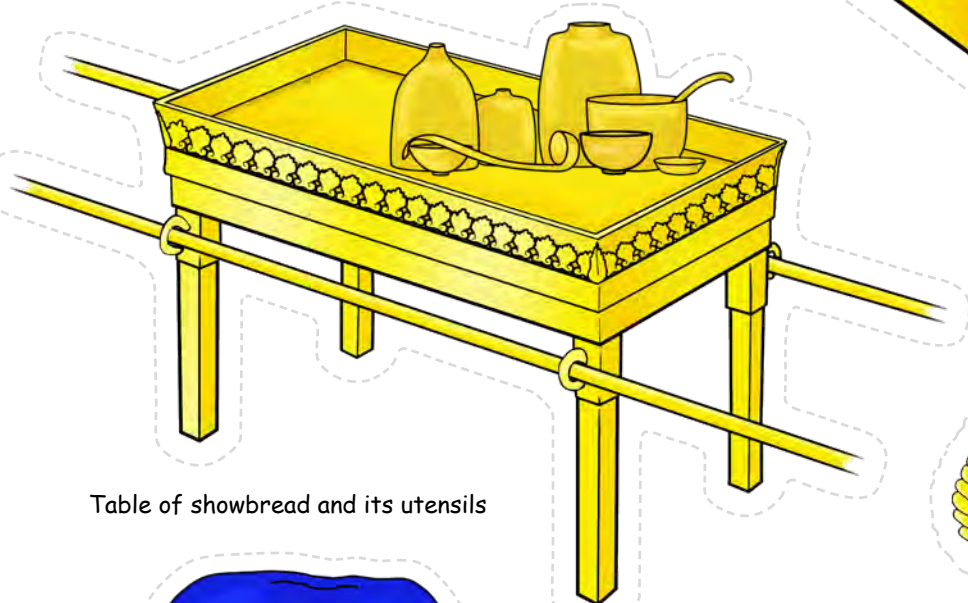
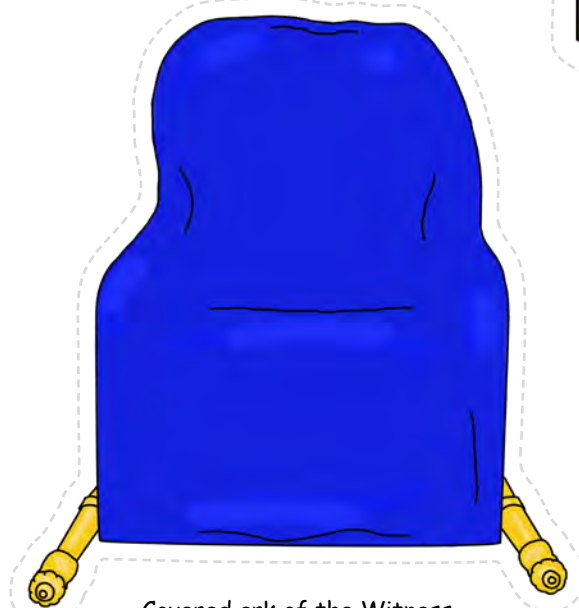



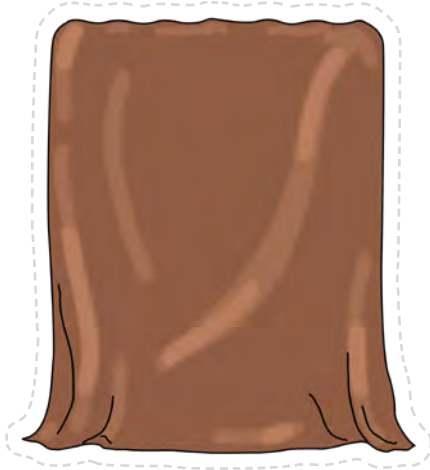
Table of showbread and its utensils



Covered ark of the Witness


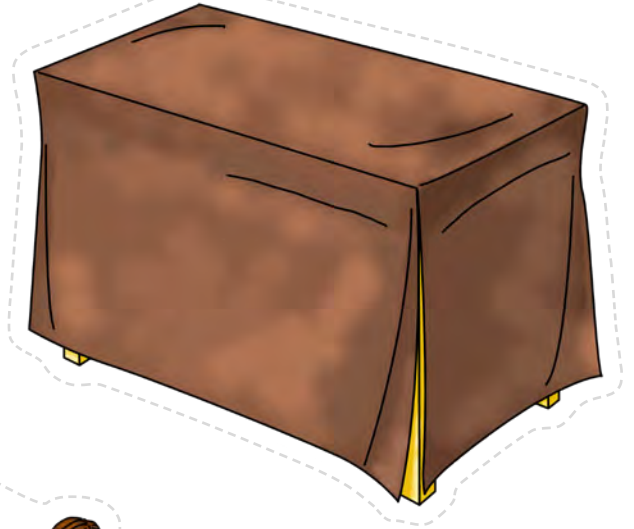


Ark of the Witness




Covered lampstand

Covered table of showbread

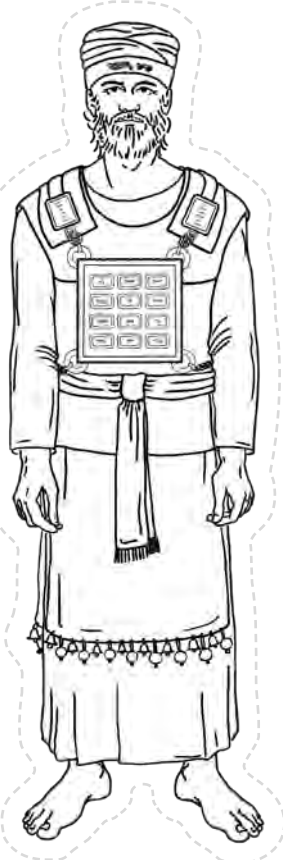


Covered incense altar



Qehathites carrying set-apart objects






Aharon



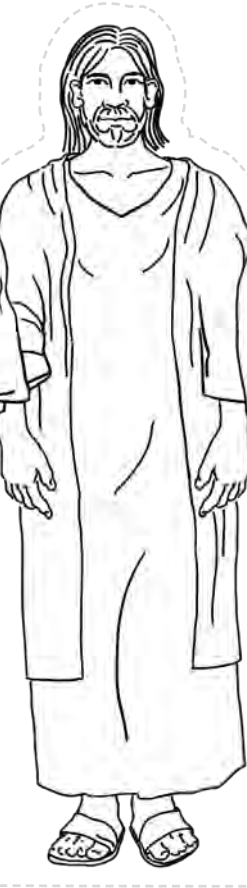

Mosheh



Ithamar



El'azar



Qehath's 4 sons





Gershon's 2 sons



Gershonites carrying curtain

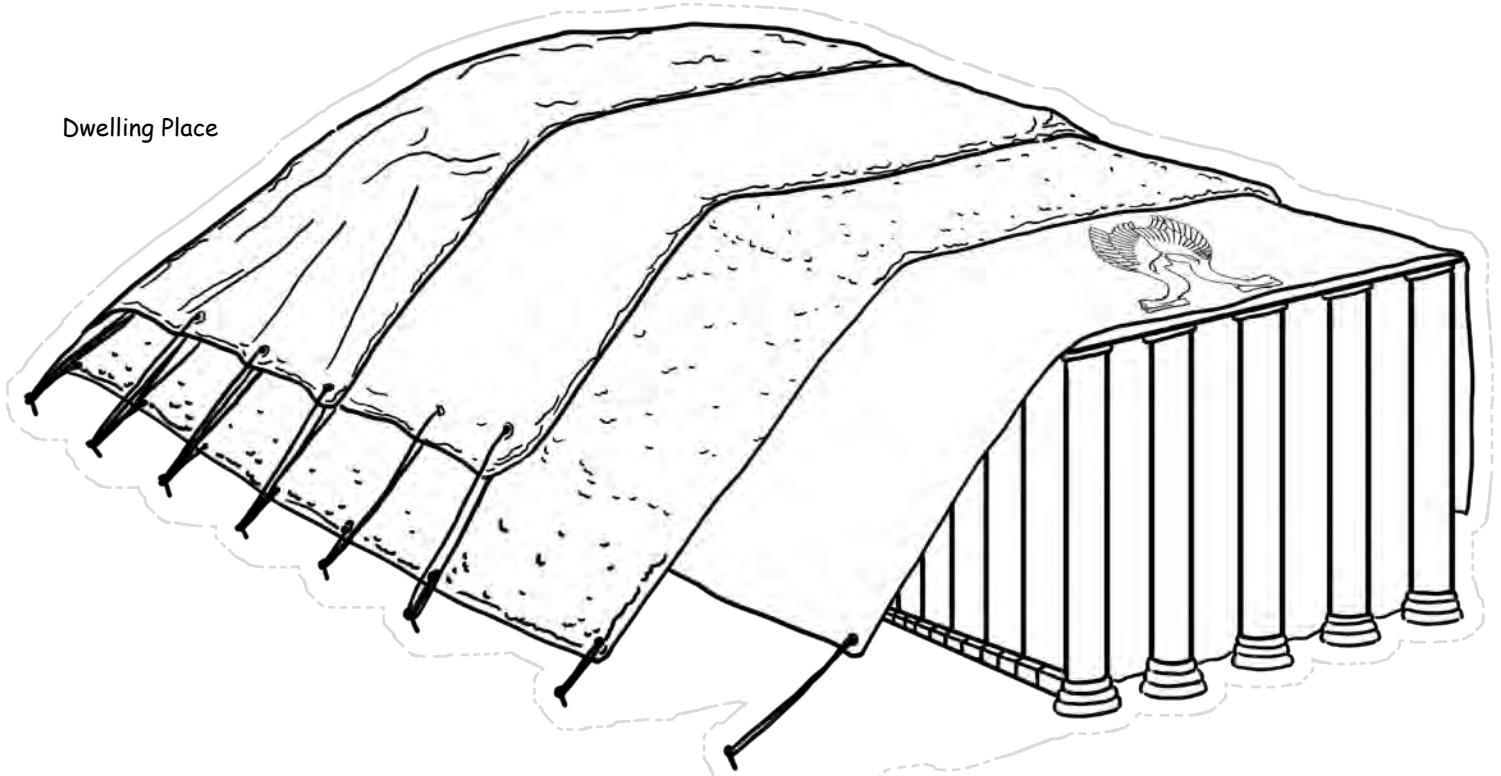


Merari's 2 sons



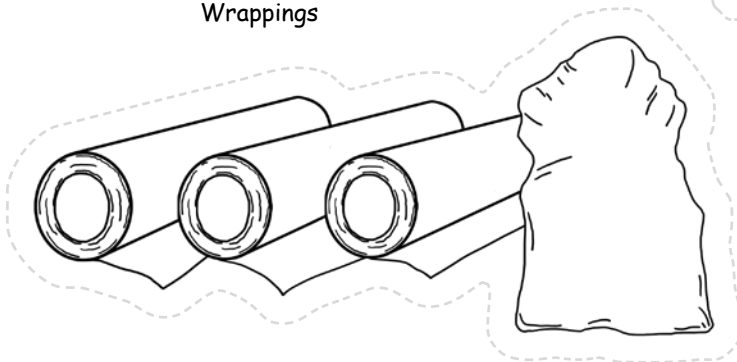


Merarites carrying board

Dwelling Place

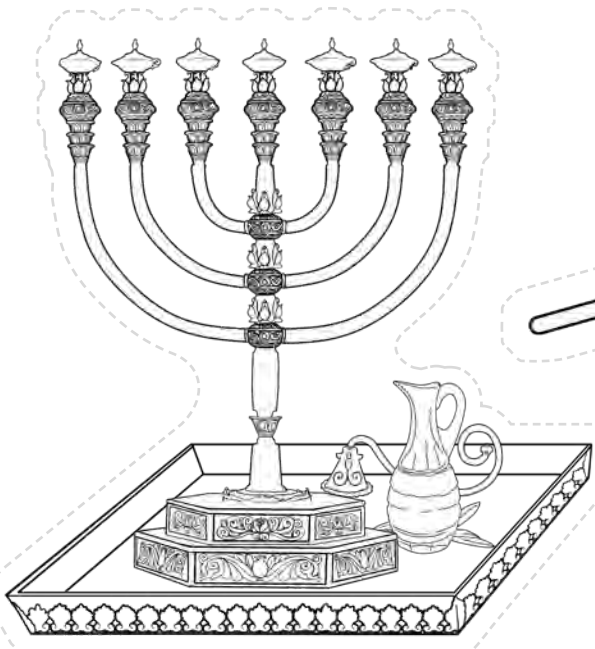


Wrappings

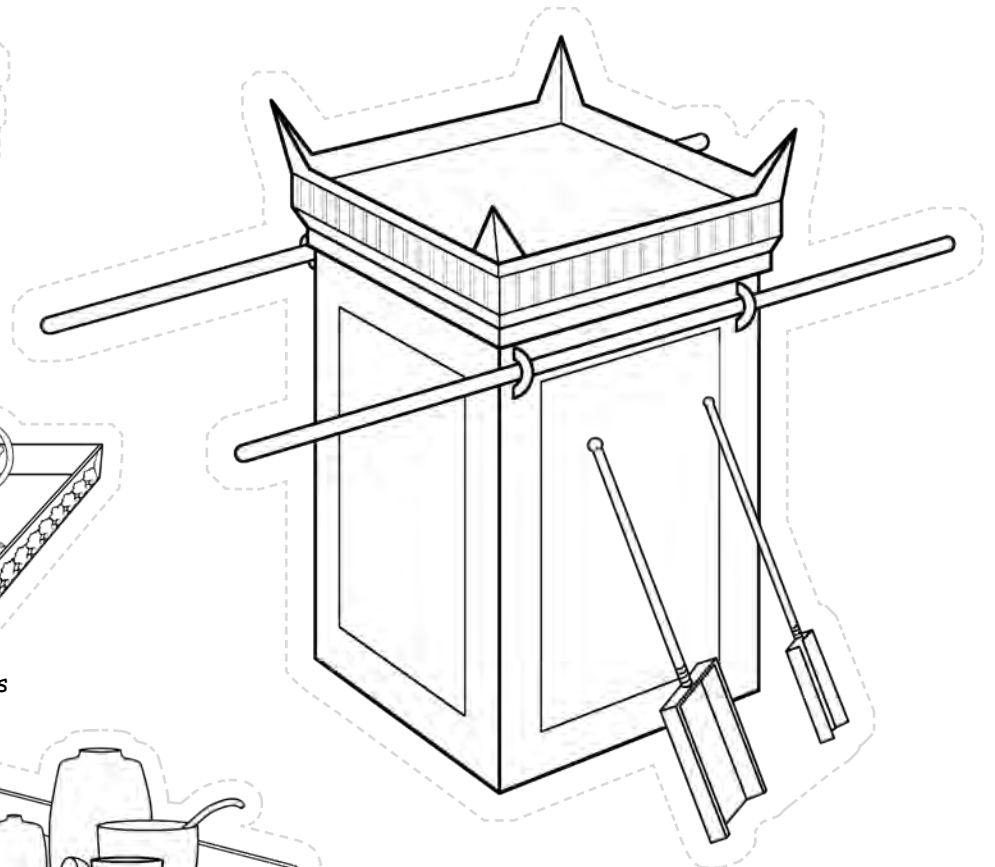


Inner veil

Poles, bar and board



7-branch lampstand and its utensils



Altar of incense and its utensils

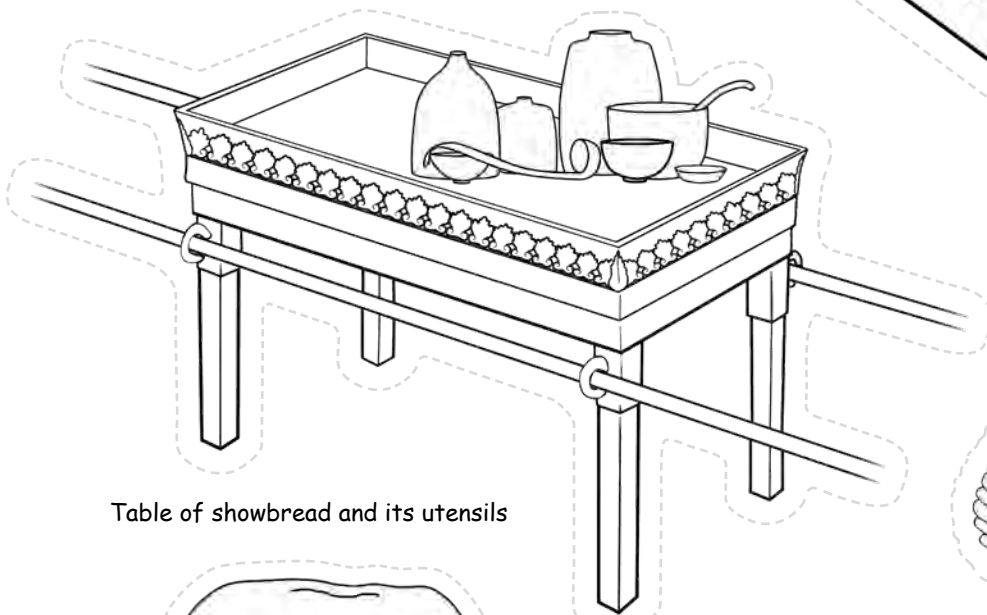
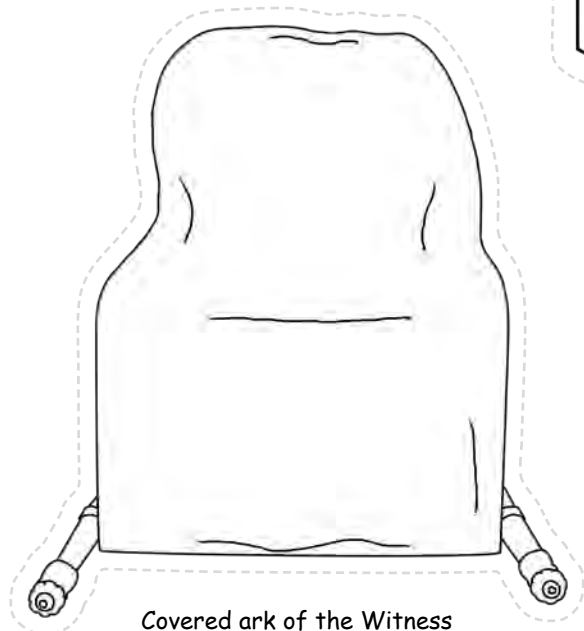
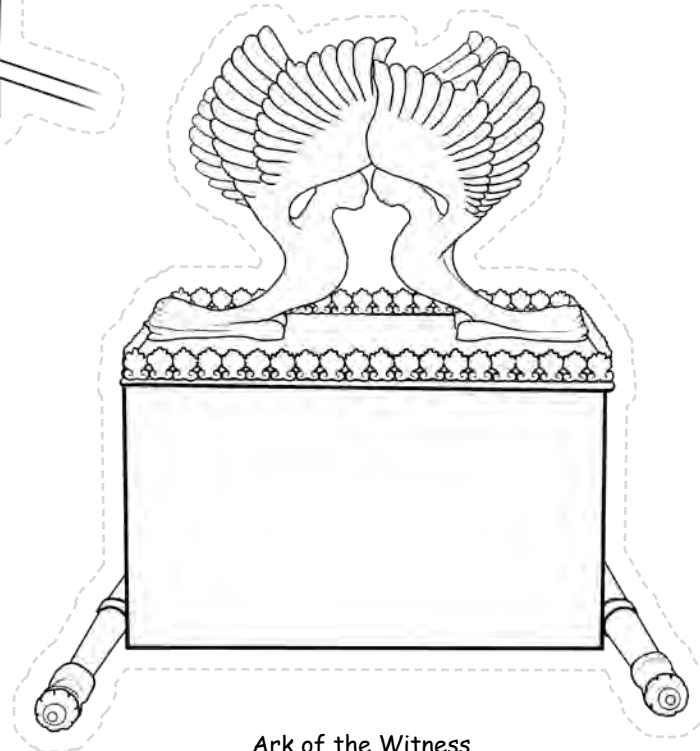



Table of showbread and its utensils



Covered ark of the Witness


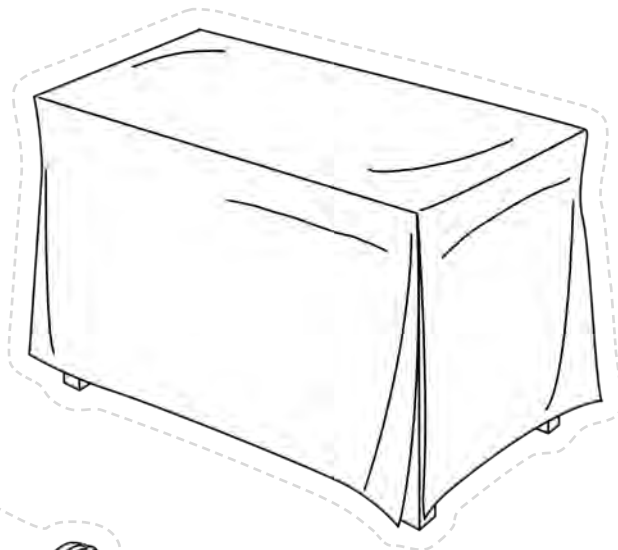


Ark of the Witness




Covered lampstand

Covered table of showbread



Covered incense altar



Qehathites carrying set-apart objects




# Counting What You Gained

This next section is intended to be reinforcement of the lessons learned during this parsha. Choose the activities that best fit your child.

## STORING UP TREASURE IN MY HEART

The Katan Aleph memory verse for this Torah portion is Numbers 4:30. If they have not already done so, begin to help them to memorize the verse. Be creative and try acting it out, or putting it to music.



Register them, from thirty years old and above, even to fifty years old, all who enter the service to do the work of the Tent of Meeting.

MEMORY VERSE



Use this space to draw a picture of the verse memorized.

Use this space to write out the verse memorized.

---

---

---

---

---

---

---

---

---

---

---



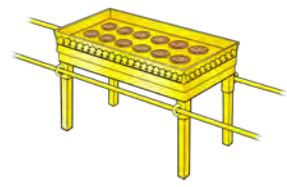
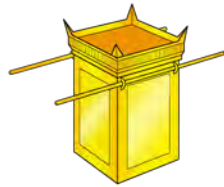
# SEEKING TREASURE

Circle the correct choices.

1. At what age did the Lewites begin service in the Tent of Meeting? (4:3)



2. Which furnishing had a blue wrapper on it? (4:5-6)




3. Who covered the set-apart objects? (4:15)



Gershon's 2 sons



Ithamar, Aharon, El'azar



Qehath's 4 sons



Merari's 2 sons

4. Who supervised the Qehathites? (4:15-16)



Ithamar



Aharon



El'azar



Mosheh

5. Who supervised the Gershonites and the Merarites? (4:28,33)



Ithamar



Aharon



El'azar



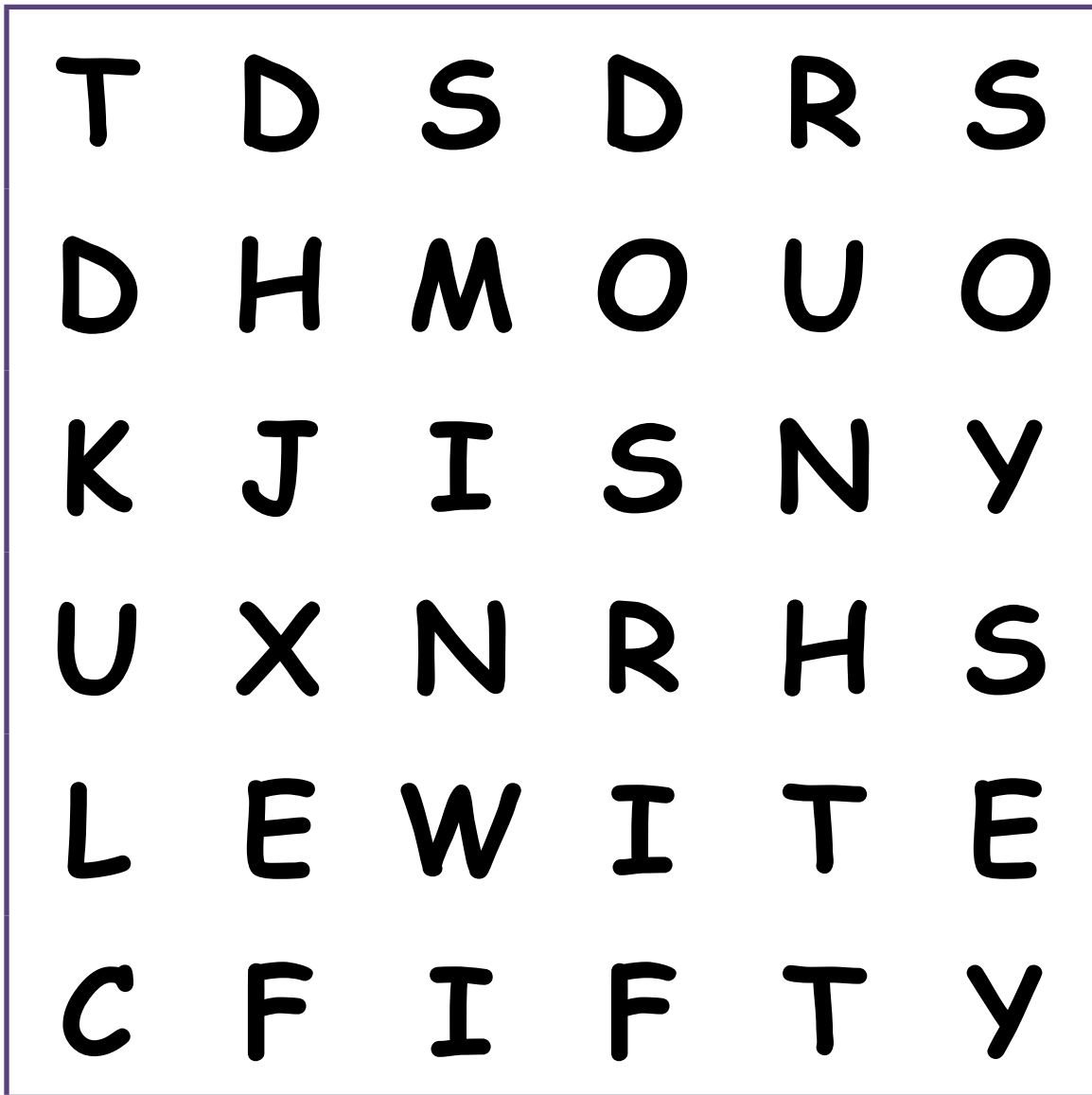
Mosheh

6. At what age did the Lewites retire from service in the Tent of Meeting? (4:47)



# WORD SEARCH

Search for the hidden words from this week's parsha.



CENSUS

SONS

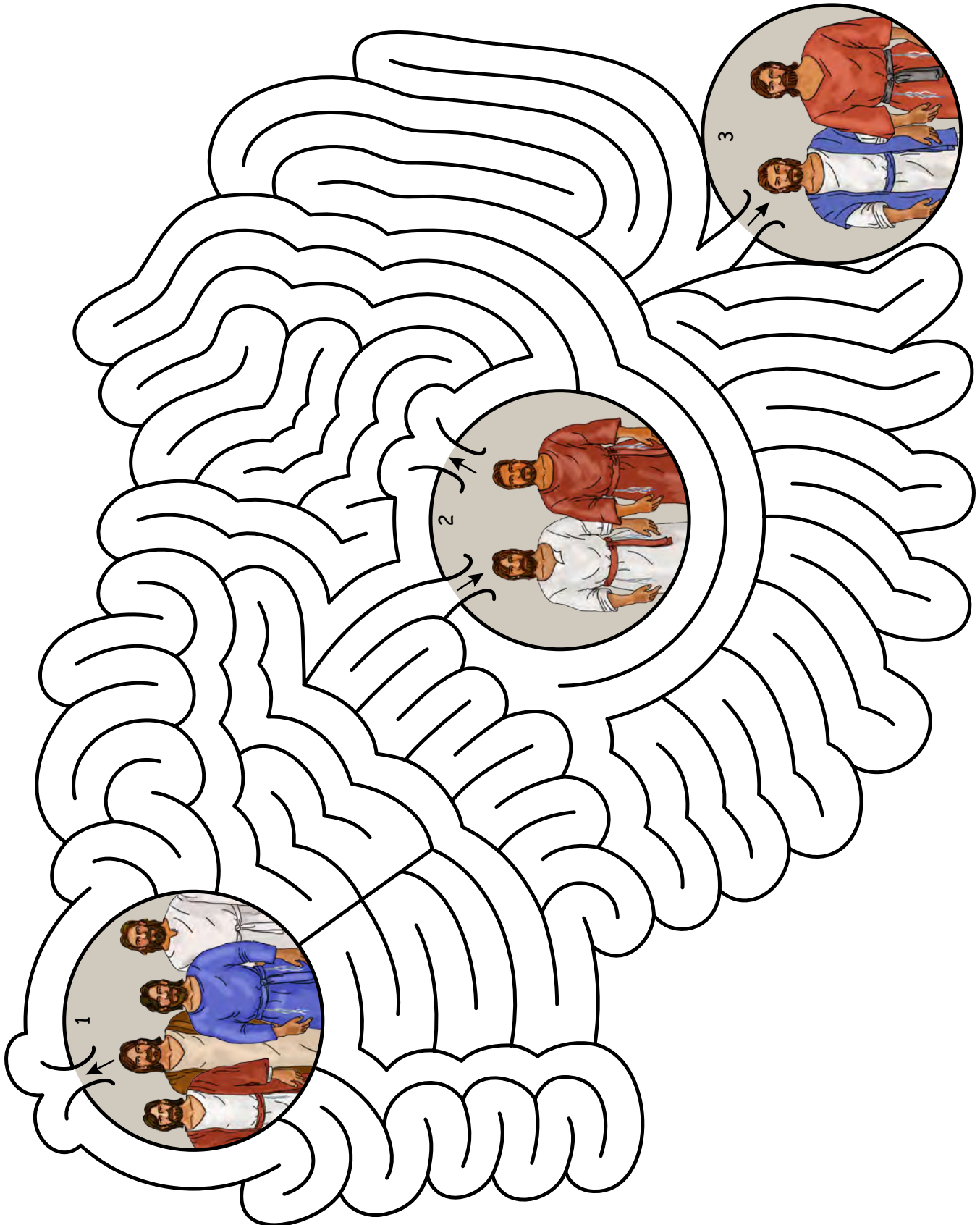
THIRTY

FIFTY

LEWITE



# MAZE



# Precious Possessions

## CRAFT

### Materials:

- Cardstock - white
- Ruler
- Double-sided tape
- Scissors
- Coloring pencils, crayons or markers
- Craft Templates: A (BW) or B (color)

#### Parent/Teacher Preparation:

- Print Craft Template of choice on white cardstock.
- Please note that this craft is a continuation from last week's Gem Seekers lesson for Bemidbar (34.1).

## Lewites' Encampment and Duties

Numbers 4



### Instructions for the Craft:

- If using BW Templates, color using medium of choice.
- Cut out all Template pieces. (P1)
- Using a ruler for assistance, fold the white tabs inward on all the characters. (P2)
- Run double-sided tape on all the tabs. (P3)



P1



P2



P3

## Instructions for the Craft Cont'd:

### *Adding the Characters*


- Take your craft from last week's parsha and add the characters in the following arrangement:
  - East side: Mosheh and Aharon (P4a, P4b)
  - West side: Gershonites carrying the linen screens (P5)
  - North side: Merarites carrying the gold boards (P6)
  - South side: Qehatithes carrying the covered ark (P7)
- Your craft is now complete.



P4a



P4b



P5



P6

*You now have a visual representation of the placement of Mosheh, Aharon and the Lewites doing their duties around the Dwelling Place.*

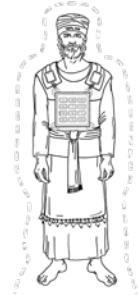


P7

# Craft Template A (BW)



Mosheh



Aharon



Qehathites



Gershonites



Merarites

Craft Template B (color)



Mosheh



Aharon



Qehathites

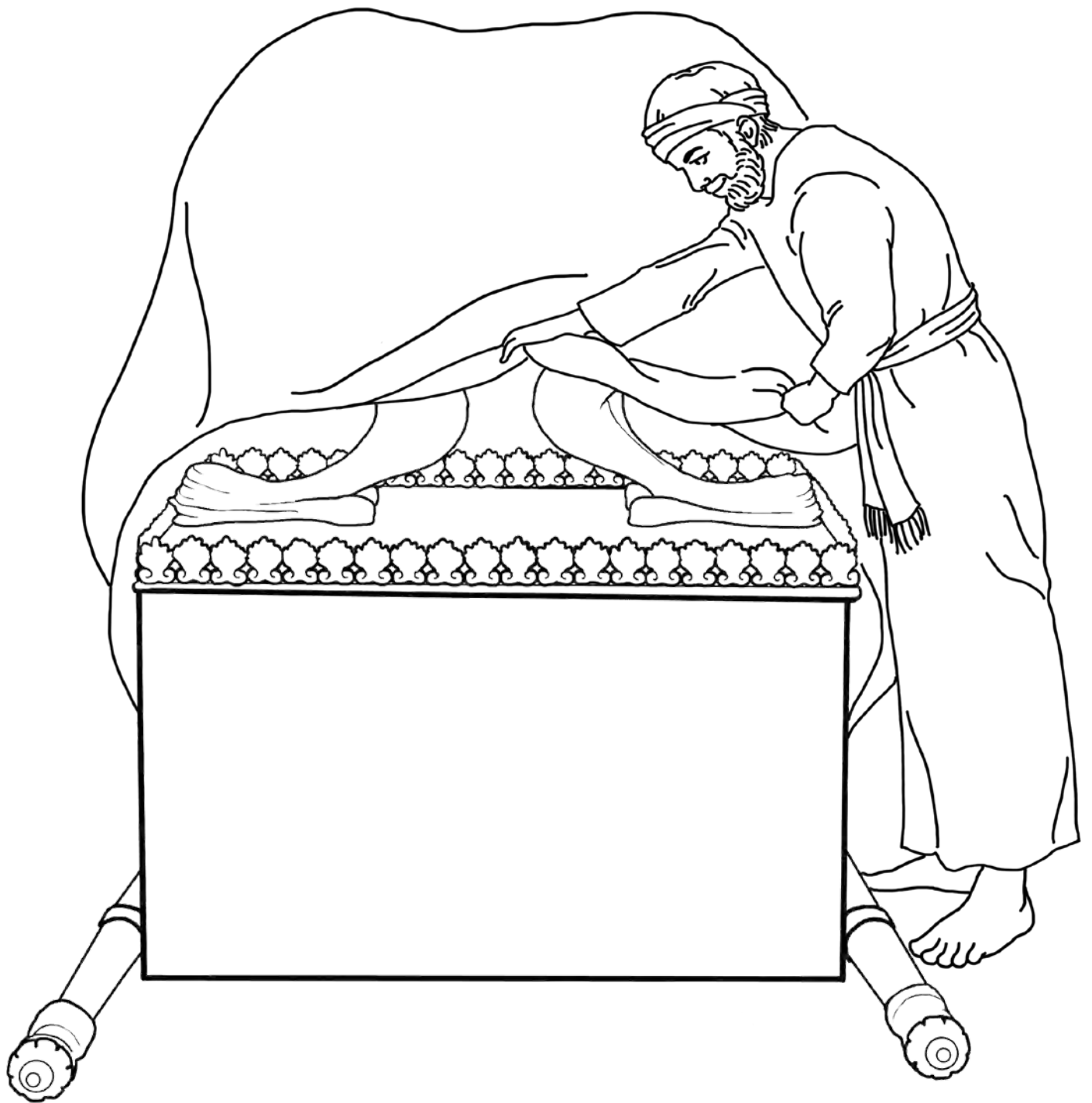


Gershonites



Merarites





---

# Sweetness of Torah

---

## SWEET SOUNDS OF TORAH

(Sing Praises to His Name)

Here is the link for this song:

[https://www.podomatic.com/podcasts/steveberkson/episodes/2017-05-28T06\\_28\\_21-07\\_00](https://www.podomatic.com/podcasts/steveberkson/episodes/2017-05-28T06_28_21-07_00)

Sing to the tune of "There's a Hole in the Bottom of the Sea"

### The Mishkans in the Center of the Tribes

The Mishkans in the center of the tribes  
The Mishkans in the center of the tribes  
To protect, to protect, to protect the Mishkan  
To protect, to protect, to protect the Mishkan

The Arks in the center of the Mishkan  
The Arks in the center of the Mishkan  
To protect, to protect, to protect the Ark  
To protect, to protect, to protect the Ark

The Torahs in the center of the Ark  
The Torahs in the center of the Ark  
To protect, to protect, to protect the Torah  
To protect, to protect, to protect the Torah



# SWEET TASTE OF TORAH

This snack relates to this week's parsha. Please take these as suggestions and make necessary changes based on your individual dietary needs.

## Set-Apart Objects' Coverings

Numbers 4:7-8, 13



### Ingredients:

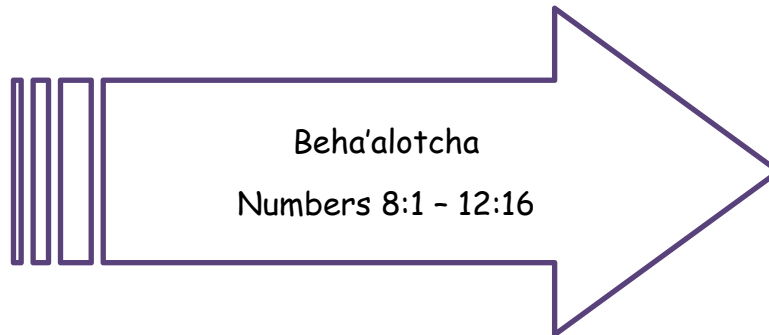
- Peel-apart fruit strips
- Fruit leather strips
- *Fruit Roll-Ups*

### Instructions:

To represent the coverings for the Dwelling Place, choose any of the above in blue, scarlet and purple to enjoy as a snack to enhance this week's Torah portion.

# Next Week's Treasure Hunt

## Next Week's Torah Portion



## Suggested Reading Schedule

Monday:	Num. 8	Instructions for the 7 lamps; The service of the Lewites
Tuesday:	Num. 9	Instructions for the second Passover; The appearance of the cloud and fire
Wednesday:	Num. 10	Instructions for the 2 silver trumpets; The Yisra'elites' departure from the Wilderness of Sinai to the Wilderness of Paran
Thursday:	Num. 11	The peoples' complaints and the provision of manna; Appointment of the 70 elders; The quail and the plague
Friday:	Num. 12	Miryam and Aharon speak against Mosheh; Miryam chastised with leprosy

