

Parsha Pearls

Nasso

"Lift Up"

Numbers 4:21 - 7:89

Katan Bet/Gadol



In This Edition:

35.1 - Lewite's Duties

Numbers 4



Table of Contents

Parsha Pearls is a comprehensive resource that allows for complete customization by the parent. We understand that if you were to strive to accomplish all aspects of each lesson in one day it would be unrealistic and also overload for the child. It is our intention that this be used 'a la carte' so that it suits your specific needs. Our site caters to printing only the pieces you choose.

This page will provide quick links to get to the portion of the document for which you are looking. When you hover over the title a finger will appear. Click on it and you will be taken directly to that page.

If you are new to Parsha Pearls, we have created an [Introduction](#) document outlining how to use our lessons, as well as a [Scriptural Inspiration](#) document, which explains our titles and the Scriptural inspiration for them. We pray that Parsha Pearls blesses your home and that your children will grow to love the Word and to never depart from keeping Torah. As always, feel free to email us at parshapearls@mtoi.org if you have any questions.

Pearl Seeking (The Main Lesson)	3
➤ Treasuring His Word (Overview of the Parsha)	3
➤ Parsha Points (Main Lesson Content)	3
➤ Digging Deeper (Thought Provoking Questions)	6
Searching Out Hebrew (Reading & Writing)	7
➤ Words	7
➤ Numbers	7
➤ Word Match	8
➤ Flashcards	9
➤ Writing Hebrew	10
Counting What You Gained (Worksheets)	11
➤ Storing Up Treasure In My Heart (Memory Verse)	11
➤ Seeking Treasure (Questions from the Parsha)	13
➤ Word Search	15
➤ Crossword Puzzle	17
➤ Maze	19
➤ Worksheet	20
Precious Possessions (Arts & Crafts)	21
➤ Notebook Page	21
➤ Coloring Page	28
Sweetness of Torah	29
➤ Sweet Sounds of Torah (Song Corresponding to the Parsha)	29
➤ Sweet Taste of Torah (Snack Corresponding to the Parsha)	30
Next Week's Treasure Hunt (Looking Ahead to Next Week's Parsha)	31



Pearl Seeking

TREASURING HIS WORD

Let's do a quick overview of the entire Torah portion:

Monday:	Num. 4	Census and duties of the sons of Qehath, Gershon, and Merari
Tuesday:	Num. 5	Torah regarding impurities and defilement
Wednesday:	Num. 6	Nazirite vow and Aharon's blessing upon Yisra'el
Thursday:	Num. 7:1-47	Offerings for the dedication of the Dwelling Place - Days 1-6
Friday:	Num. 7:48-89	Offerings for the dedication of the Dwelling Place - Days 7-12

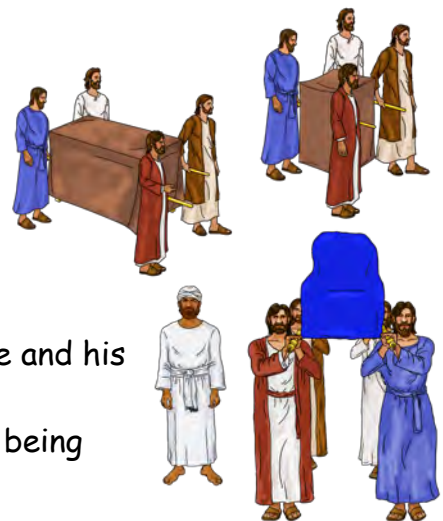
In this week's Parsha Pearls lesson, we will be backtracking a few verses to the previous parsha to get the full context for the census and duties of the sons of Qehath, Gershon, and Merari of the tribe of Lewi. Now, let's read Num. 4.

PARSHA POINTS

- Yahweh spoke to Mosheh and to Aharon to take a census of the sons of Qehath, Gershon, and Merari (4:1-3, 21-23, 29-30, 34-35):
 - by their clans
 - by their fathers' house
 - from 30 (**shalosh**) years old and above, up to 50 (**chamishim**) years old
- All those who entered the service to do the work (**melachah**) in the Tent of Meeting were counted - 4:3
- This is the service (**avodat**) of Aharon and his sons at the breaking of camp for the most set-apart items (4:4):
 - Take down the covering veil and cover the ark of the Witness with it - 4:5
 - Put on the ark of the Witness a covering of fine leather, and spread over that an all blue wrapper, and insert its poles - 4:6
 - Spread a blue wrapper on the table of showbread and put on it the dishes, the ladles, the bowls, the jars for pouring, and the showbread - 4:7
 - Spread over the table of showbread and its accessories a scarlet wrapper, and also cover it with fine leather and insert its poles - 4:8
 - Take a blue wrapper and cover the lampstand of the light, with its lamps and snuffers, its trays and all its oil vessels - 4:9



- Put the lampstand with all its utensils in a covering of fine leather and put it on a bar - 4:10
- Spread a blue wrapper over the golden altar (altar of incense) and cover it with fine leather, and shall insert its poles - 4:11
- Take all the utensils of service in the set-apart place and shall put them in a blue wrapper, cover that with fine leather, and put them on a bar - 4:12
- Remove the ashes from the bronze altar and spread a purple wrapper over it - 4:13
- Put on the golden altar (altar of incense) all its utensils: the fire holders, forks, shovels and basins, and shall spread on it a covering of fine leather and insert its poles - 4:14
- El'azar, the son of Aharon, shall have oversight (**pekuddah**) of the (4:16;3:32):
 - oil for the light
 - sweet incense
 - daily grain offering
 - anointing oil
 - Dwelling Place and all that is in it
 - Set-apart Place and its furnishings
- This is the service of the sons of Qeath in the Tent of Meeting, after Aharon and his sons have finished covering the set-apart objects (4:4):
 - Their duty was the ark, the table of showbread, the lampstand, the altars and the utensils of the Set-apart Place used in the service, and the covering, and all its service - 3:31
 - They shall come to lift the set-apart objects and all the furnishings of the Set-apart Place, but shall NOT touch that which is set-apart, so as to NOT die - 4:15
 - Aharon and his sons shall appoint each man to his service and his burden (**massa**) - 4:19
 - They are NOT to go in and watch the set-apart objects being covered, so as to NOT die - 4:20
 - They are under the supervision of El'azar, son of Aharon - 4:16




- This is the service of the sons of Gershon in the Tent of Meeting (4:24; 3:25-26):

- in serving and in bearing burdens - 4:24
- in bearing the curtain of the Dwelling Place - 4:25
- in bearing the curtain of the Tent of Meeting with its covering - 4:25
- in bearing the covering of fine leather that is on the Tent of Meeting - 4:25
- in bearing the covering for the door of the Tent of Meeting - 4:25
- in bearing the screens of the courtyard and the covering for the door of the gate of the courtyard which is around the Dwelling Place and altar/slaughter-place, along with their cords - 4:26
- in bearing all the equipment for the service of the Dwelling Place and Tent of Meeting - 4:26
 - They are under the supervision of Ithamar, son of Aharon - 4:28



- This is the service of the sons of Merari in the Tent of Meeting (4:30;3:36-37):

- the boards, bars, columns, and sockets of the Dwelling Place - 4:31
- the columns around the courtyard with their sockets, pegs, cords and with all their equipment and service - 4:32
 - They are under the supervision of Ithamar, son of Aharon - 4:33



- These are the numbers of the clans of Lewi, from 30 to 50 years old, who were registered to do their duties for the Tent of Meeting:

- Qehathithes: 2,750 - 4:36
- Gershonites: 2,630 - 4:40
- Merarites: 3,200 - 4:44



Qehathithes Gershonites Merarites

- These were the registered ones of the Levites whom Mosheh and Aharon registered at the command of Yahweh, by their clans, all the males from 30 years old to 50 years old, to do the work of service and the work of bearing burdens in the Tent of Meeting: 8,580 - 4:48-49

DIGGING DEEPER

Parents/Teachers may choose to use these prompts for further discussion of the Torah portion.

- In parsha Bemidbar, we read that Yisra'elite males could begin serving in the army at age 20, while the Lewite males were NOT to begin service in the Tent of Meeting until age 30. Discuss the reason(s) for this age difference.
- We also read in parsha Bemidbar that the Lewites were registered from one month and above. In this parsha the Lewites are registered from 30 to 50 years old. Why was this census age specific? Did it have to do with the 'job' these Lewite clans had to perform and the strength and maturity required to do the duty of the Dwelling Place?
- Research the word 'clan' and its meaning back then.
- Discuss the difference in the role of the priests of the line of Aharon and their duties for the Dwelling Place and the rest of the sons of Lewi and their duties.
- Research which son of Lewi is Mosheh and Aharon's grandfather.
- Yahweh is very specific in his assignments for the Dwelling Place. Read 1 Samuel 6:19 and 2 Samuel 6:2-7 and discuss what happened to those who did NOT follow proper protocol.



Searching Out Hebrew

Parents/Teachers can print out the '[Hebrew Pronunciation Guide](#)' to help with the pronunciation of Hebrew names and words. They can be cut out and used in conjunction with the Flashcards.

WORDS

Parents/Teachers see the following page for 3 x 5 card cut outs of the words from this week's parsha. If printed on card stock, they can be kept in a box to reinforce learning.

Melachah (מלאכה) - work

Avodah (עבודה) - service

Massa (משא) - burden

Pekuddah (פקדה) - oversight

NUMBERS

Parents/Teachers can print out these numbers to have as additional resources. These can be found under the 'Resources' tab on the YMTOI website.

30 - shalosh

50 - chamishim

WORD MATCH

Match this week's Hebrew words to their correct definition.

Avodah

Burden

Massa

Oversight

Melachah

Service

Pekuddah

Work



FLASHCARDS

עבודה

Avodah

Av-o-dah

service

פקדון

Pekuddah

Pek-u-ddah

oversight

מלאכה

Melachah

Mel-a-chah

work

מסא

Massa

Mas-sa

work



WRITING HEBREW

Avodah (service)

עבדה

Hey Dalet Vet Ayin
ה ד ו ע

Pekuddah (oversight)

פקדה

Hey Dalet Qof Pey
ה ד ק פ

Melachah (work)

מלאכה

Hey Khaf Aleph Lamed Mem
ה כ א ל מ

Massa (work)

משיא

Aleph Sin Mem
א ש מ




Counting What You Gained

This next section is intended to be reinforcement of the lessons learned during this parsha. Choose the activities that best fit your child.

STORING UP TREASURE IN MY HEART

The Katan Bet and Gadol memory verse is Numbers 4:49. You can review the verse with them by reciting it out loud, acting it out, putting it to music...whatever works for you.



According to the mouth of Yahweh they were registered by the hand of Mosheh, each according to his service and according to his burden, thus were they registered by him, as Yahweh commanded Mosheh.

MEMORY VERSE

SEEKING TREASURE



1.

What are the names of the sons of Lewi who did the duty for the Tent of Meeting?

(4:4, 28, 33)




2.

What was the age range for those who did the service of the Tent of Meeting?

Circle the correct choice.

21-65 18-81 30-50

(4:3)



3.

Write down which clan of Lewi did the following tasks:


covering the set-apart objects and furnishings _____

carrying the set-apart objects by their poles _____

carrying the woven parts _____

carrying the wooden parts _____

(4:15, 25, 31)



4.

The sons of Qehath could lift and touch that which is set-apart.

Yes / No

(4:15)



5.

The sons of Qehath could look upon the set-apart objects while they were covered.

T / F

(4:20)



6.



What was the total number of
Lewites registered to do service
in the Tent of Meeting?

Circle the correct choice.

858 8,580 80,580

(4:48)

7.



Yahweh commanded that the
Lewites be registered.

T / F

(4:49)


8.



Which son of Aharon was assigned to watch
over the duties of the tribe of Qehath?

(4:16)

9.



Which son of Aharon was assigned to watch
over the duties of the tribe of Gershon?

(4:28)

10.




Which son of Aharon was assigned to watch
over the duties of the tribe of Merari?

(4:33)



WORD SEARCH

Search for the hidden words from this week's parsha.



CURTAINS
 EL'AZAR
 ITHAMAR
 TENT OF MEETING
 DWELLING PLACE
 THIRTY
 FIFTY

CENSUS
 REGISTER
 QEHAH
 GERSHON
 MERARI
 LEWITE
 SERVICE

COVERING
 SET-APART OBJECTS
 BLUE WRAPPER
 SCARLET WRAPPER
 PURPLE WRAPPER
 FINE LEATHER
 BEARING BURDENS



Answer Key

G	O	P	B	X	F	I	E	I	G	Q	H	R	N	O	H	S	R	E	G
J	K	X	A	T	I	D	G	B	K	R	N	E	A	D	R	M	Y	G	V
R	L	E	W	I	T	E	T	B	X	M	Y	T	P	E	Y	C	Z	Z	O
Z	Z	G	F	H	P	J	K	V	V	L	X	I	Q	I	W	R	F	W	L
D	W	E	L	L	I	N	G	P	L	A	C	E	G	Y	V	O	Y	C	B
K	E	P	M	P	F	K	X	E	L	Y	X	M	A	Q	G	R	D	F	L
R	J	B	Z	P	U	R	P	L	E	W	R	A	P	P	E	R	C	P	U
N	O	Z	Z	S	T	C	E	J	B	O	T	R	A	P	A	T	E	S	E
H	P	J	B	E	A	R	I	N	G	B	U	R	D	E	N	S	H	B	W
R	T	Q	S	H	T	F	E	M	E	R	A	R	I	J	X	I	J	P	R
Z	R	E	R	E	P	P	A	R	W	T	E	L	R	A	C	S	G	M	A
K	T	H	I	R	T	Y	S	N	I	A	T	R	U	C	E	A	G	G	P
Y	Y	A	M	N	M	J	F	I	G	N	I	R	E	V	O	C	W	L	P
Z	T	T	O	S	F	S	A	A	N	M	K	B	D	J	S	O	G	F	E
V	L	H	Q	H	O	W	Y	T	F	I	F	R	E	G	I	S	T	E	R
C	E	N	S	U	S	Q	Q	S	R	A	M	A	H	T	I	E	G	R	T
E	T	H	Y	C	U	M	N	N	S	S	T	I	R	A	Z	A	L	E	Y
T	T	E	N	T	O	F	M	E	E	T	I	N	G	D	R	T	V	R	Z
B	T	P	I	F	I	N	E	L	E	A	T	H	E	R	O	E	W	D	K
I	C	Q	S	E	R	V	I	C	E	T	S	C	Y	P	L	J	D	M	B

CURTAINS
 EL'AZAR
 ITHAMAR
 TENT OF MEETING
 DWELLING PLACE
 THIRTY
 FIFTY


CENSUS
 REGISTER
 QEHATH
 GERSHON
 MERARI
 LEWITE
 SERVICE

COVERING
 SET-APART OBJECTS
 BLUE WRAPPER
 SCARLET WRAPPER
 PURPLE WRAPPER
 FINE LEATHER
 BEARING BURDENS



CROSSWORD PUZZLE

Complete the crossword using words from this week's parsha.



Down

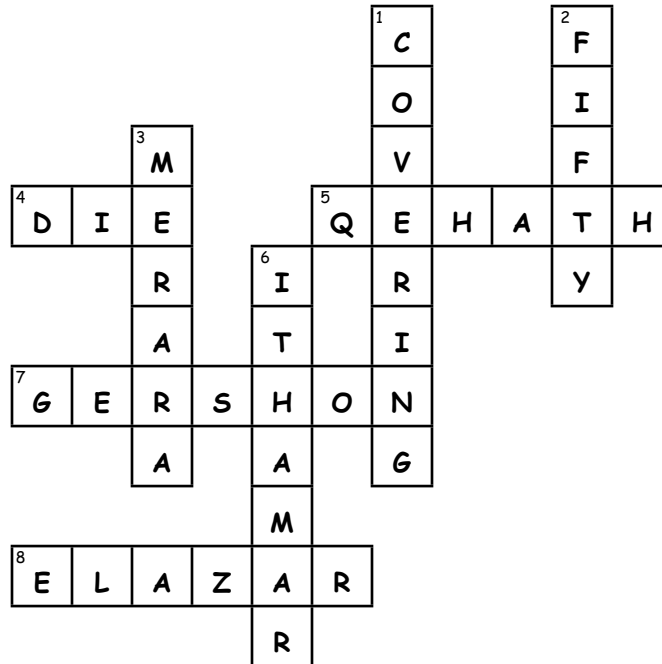
1. Aharon and his sons were responsible for _____ all the set-apart objects.
2. The census of the sons of Lewi began at age 30 and ended at age?
3. The sons of _____ were responsible for the boards, bars, columns, sockets, pegs and their cords.
6. _____ oversaw the sons of Gershon in their services.

Across

4. If the sons of Qehath looked at the set-apart objects uncovered, they would _____.
5. The sons of _____ carried the covered set-apart objects.
7. The sons of _____ were responsible for the curtains, the coverings, the screens and the cords.
8. _____ oversaw the sons of Qehath in their services.



Answer Key



Down


1. Aharon and his sons were responsible for **covering** all the set-apart objects.
2. The census of the sons of Lewi began at age 30 and ended at age? **fifty**
3. The sons of **Merari** were responsible for the boards, bars, columns, sockets, pegs and their cords.
6. **Ithamar** oversaw the sons of Gershon in their services.

Across

4. If the sons of Qehath looked at the set-apart objects uncovered, they would **die**.
5. The sons of **Qehath** carried the covered set-apart objects.
7. The sons of **Gershon** were responsible for the curtains, the coverings, the screens and the cords.
8. **El'azar** oversaw the sons of Qehath in their services.



MAZE



WORKSHEET

Name _____
Number _____



Name _____
Number _____



Name _____
Number _____

Name _____
Number _____



Instructions

Write down the names and number of each Lewite clan registered from 30-50 years old in its correct place on this sheet using the directional compass as a guide.

Numbers 4:34-48

Name _____
Number _____

Total Lewites _____



Precious Possessions

NOTEBOOK PAGE

Materials:

- Cardstock - white
- Cardboard
- Puncturing tool
- Toothpicks
- Ruler
- Glue dots or glue
- Double-sided tape
- Coloring pencils, crayons or markers
- Notebook Templates: A & B (BW) or C & D (color)

Parent/Teacher Preparation:

- Print Notebook Templates of choice on white cardstock.
- Please note that this Notebook Page is a continuation from last week's Pearl Seekers lesson for parsha Bemidbar (34.1).

Instructions for the Notebook Page:

- If using BW Templates, color using medium of choice.
- Cut out all Template pieces. (P1)

Banners

- Lay a toothpick on each of the grouped tribes and place a small piece of tape to secure the 'pole'. (P2a, P2b)
- Set banners aside for now. (P3)

Creating the Tents


- Fold all 5 tent pieces (representing Mosheh, Aharon, Gershonites, Merarites and Qehatithes' tents) along solid black lines. You may use a ruler to assist in giving cleaner lines. (P4a, P4b)
- Run double-sided tape along white tab of each tent. (P5)
- Now close each tent with the glue side resting on the inside of the tents. (P6)

Lewites' Duties 3-D

Numbers 4



P1




P2a




P2b



P3




P4a



P4b



P5



P6

Instructions for the Notebook Page Cont'd:

Attaching Banners to Tents

- Using a puncturing tool, make a hole at the top of each tent grouping. (P7)
- Take your banners and insert them in each hole. (P8a, 8b)
- Set aside.

Characters


- Fold the tabs on the characters. You can use a ruler to assist you in giving cleaner lines. (P9a, P9b)
- Line up each character with their tent.
- Set aside.

Hebrew Words

- Cut 4 rectangle pieces of cardstock large enough to write the following Hebrew words on them:
 - 1) Pekuddah 2) פקדה 3) Oversight (P10)
 - 1) Melachah 2) מלאכה 3) Work (P11)
 - 1) Avodah 2) צפנה 3) Service (P12)
 - 1) Massa 2) משא 3) Burden (P13)
- Glue each word to the cardboard as desired making sure to leave enough room for the tents and characters. (P14)




P8a



P7



P9a



P8b



P9b



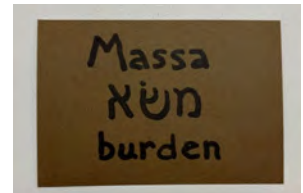
P10



P11



P12



P13



P14

Instructions for the Notebook Page Cont'd:

Adding Tents, Mosheh, Aharon, El'azar, Ithamar and Lewites

- If desired to hold in place, run double-sided tape onto the bottom of each tent and character. (P15)
- Place tents and characters on the land 3-D Notebook Page from 34.1 Pearl Seekers lesson as follows:
- Priests El'azar and Ithamar as overseers as desired (P16a, P16b)
- East Side: Mosheh, Aharon and their tents (P17)
- West Side: Gershonites and their tent (P18)
- North Side: Qehathites and their tent (P19)
- South Side: Merarites and their tent (P20)
- Your 3-D encampments for the 12 tribes, Mosheh, Aharon and Lewites along with their duties are now complete. (P21)

You now have a visual representation of the 12 tribes, Lewites, Mosheh and Aharon's tents placement around the Dwelling Place along with the duties of the Lewites (Gershonites, Merarites, Qehathites) and the 2 sons of Aharon (El'azar and Ithamar).



P15




P16a



P16b



P17



P18



P19



P20



P21

Notebook Template A (BW)

Gershonites

Qehathites

Merarites

Aharon

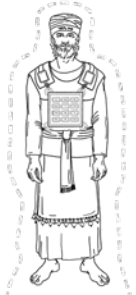
Mosheh



Notebook Template B (BW)



Mosheh



Aharon



El'azar



Ithamar



Qeathites



Gershonites



Merarites

Notebook Template C (color)

Gershonites

Qehathites

Merarites

Aharon

Mosheh



Notebook Template D (color)



Mosheh



Aharon



El'azar



Ithamar





Qeathites



Gershonites



Merarites



Sweetness of Torah

SWEET SOUNDS OF TORAH

(Sing Praises to His Name)

Here is the link for this song:

https://www.podomatic.com/podcasts/steveberkson/episodes/2017-05-28T06_28_21-07_00

Sing to the tune of "There's a Hole in the Bottom of the Sea"

The Mishkans in the Center of the Tribes

The Mishkans in the center of the tribes
The Mishkans in the center of the tribes
To protect, to protect, to protect the Mishkan
To protect, to protect, to protect the Mishkan

The Arks in the center of the Mishkan
The Arks in the center of the Mishkan
To protect, to protect, to protect the Ark
To protect, to protect, to protect the Ark

The Torahs in the center of the Ark
The Torahs in the center of the Ark
To protect, to protect, to protect the Torah
To protect, to protect, to protect the Torah



SWEET TASTE OF TORAH

This snack relates to this week's parsha. Please take these as suggestions and make necessary changes based on your individual dietary needs.

Set-Apart Objects' Coverings

Numbers 4:7-8, 13



Ingredients:

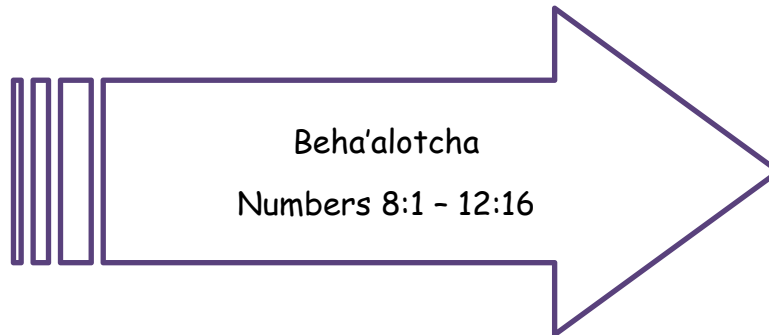
- Peel-apart fruit strips
- Fruit leather strips
- *Fruit Roll-Ups*

Instructions:

To represent the coverings for the Dwelling Place, choose any of the above in blue, scarlet and purple to enjoy as a snack to enhance this week's Torah portion.

Next Week's Treasure Hunt

Next Week's Torah Portion



Suggested Reading Schedule

Monday:	Num. 8	Instructions for the 7 lamps; The service of the Lewites
Tuesday:	Num. 9	Instructions for the second Passover; The appearance of the cloud and fire
Wednesday:	Num. 10	Instructions for the 2 silver trumpets; The Yisra'elites' departure from the Wilderness of Sinai to the Wilderness of Paran
Thursday:	Num. 11	The peoples' complaints and the provision of manna; Appointment of the 70 elders; The quail and the plague
Friday:	Num. 12	Miryam and Aharon speak against Mosheh; Miryam chastised with leprosy