

# Parsha Pearls

# Nasso

"Lift Up"

Numbers 4:21 - 7:89

Katan Bet/Gadol



In This Edition:

35.2 - Offerings of the 12 Leaders

Numbers 7



---

# Table of Contents

---

Parsha Pearls is a comprehensive resource that allows for complete customization by the parent. We understand that if you were to strive to accomplish all aspects of each lesson in one day it would be unrealistic and also overload for the child. It is our intention that this be used 'a la carte' so that it suits your specific needs. Our site caters to printing only the pieces you choose.

This page will provide quick links to get to the portion of the document for which you are looking. When you hover over the title a finger will appear. Click on it and you will be taken directly to that page.

If you are new to Parsha Pearls, we have created an [Introduction](#) document outlining how to use our lessons, as well as a [Scriptural Inspiration](#) document, which explains our titles and the Scriptural inspiration for them. We pray that Parsha Pearls blesses your home and that your children will grow to love the Word and to never depart from keeping Torah. As always, feel free to email us at [parshapearls@mtoi.org](mailto:parshapearls@mtoi.org) if you have any questions.

<b>Pearl Seeking</b> (The Main Lesson) . . . . .	<b>3</b>
➤ <b>Treasuring His Word</b> (Overview of the Parsha)	3
➤ <b>Parsha Points</b> (Main Lesson Content)	3
➤ <b>Digging Deeper</b> (Thought Provoking Questions)	5
➤ <b>Resource</b>	6
» Daily Offerings	6
<b>Searching Out Hebrew</b> (Reading & Writing) . . . . .	<b>7</b>
➤ <b>Words</b>	7
➤ <b>Numbers</b>	7
➤ <b>Word Match</b>	8
➤ <b>Flashcards</b>	9
➤ <b>Writing Hebrew</b>	10
<b>Counting What You Gained</b> (Worksheets) . . . . .	<b>11</b>
➤ <b>Storing Up Treasure In My Heart</b> (Memory Verse)	11
➤ <b>Seeking Treasure</b> (Questions from the Parsha)	13
➤ <b>Word Search</b>	15
➤ <b>Crossword Puzzle</b>	17
➤ <b>Maze</b>	19
➤ <b>Daily Offerings Match</b>	20
<b>Precious Possessions</b> (Arts & Crafts) . . . . .	<b>21</b>
➤ <b>Notebook Page</b>	21
➤ <b>Coloring Page</b>	28
<b>Sweetness of Torah</b> . . . . .	<b>29</b>
➤ <b>Sweet Sounds of Torah</b> (Song Corresponding to the Parsha)	29
➤ <b>Sweet Taste of Torah</b> (Snack Corresponding to the Parsha)	30
<b>Next Week's Treasure Hunt</b> (Looking Ahead to Next Week's Parsha) . . . . .	<b>31</b>



# Pearl Seeking

## TREASURING HIS WORD

Let's do a quick overview of the entire Torah portion:

Monday:	Num. 4	Census and duties of the sons of Qehath, Gershon, and Merari
Tuesday:	Num. 5	Torah regarding impurities and defilement
Wednesday:	Num. 6	Nazirite vow and Aharon's blessing upon Yisra'el
Thursday:	Num. 7:1-47	Offerings for the dedication of the Dwelling Place - Days 1-6
Friday:	Num. 7:48-89	Offerings for the dedication of the Dwelling Place - Days 7-12

This week's Parsha Pearls lesson takes us to the newly raised-up Dwelling Place, to see how the leaders from each of the 12 tribes brought special offerings to provide for the service of Lewites for the Tent of Meeting. Now, let's read Num. 7.

## PARSHA POINTS

- When Mosheh finished raising up the Dwelling Place and had anointed it and set it apart, the 12 (**shtem esre**) leaders (**nasi**) of the tribes of Yisra'el drew near - 7:1-2
- They brought their offerings (**korban**) to the Dwelling Place, to present them before Yahweh (7:3):
  - 6 (**shesh**) covered wagons (one wagon presented by every 2 (**shtayim**) of the leaders)
  - 12 cattle (one bull presented by each leader)
- Yahweh told Mosheh to accept these offerings so they could be used by the Lewites for service in the Tent of Meeting - 7:4-5
- Mosheh took the wagons and the cattle and gave them to the Lewites according to their service (7:6-8):
  - For the sons of Gershon (under the supervision of Ithamar)
    - 2 wagons
    - 4 cattle
  - For the sons of Merari (under the supervision of Ithamar)
    - 4 wagons
    - 8 cattle
- The sons of Qehath did not receive any wagons or cattle as their service was for the set-apart objects which were to be carried on their shoulders - 7:9



- Each leader brought a dedication (**chanukah**) offering for the dedication of the altar, 1 leader from each tribe presented their offering their day - 7:10-11

- 1<sup>st</sup> day - tribe of Yehudah - Nahshon, son of Amminadab (7:12-17)
- 2<sup>nd</sup> day - tribe of Yissaskar - Nethane'l, son of Tsu'ar (7:18-23)
- 3<sup>rd</sup> day - tribe of Zebulun - Eliyab, son of Helon (7:24-29)
- 4<sup>th</sup> day - tribe of Re'uben - Elitsur, son of Shedey'ur (7:30-35)
- 5<sup>th</sup> day - tribe of Shim'on - Shelumi'el, son of Tsurishaddai (7:36-41)
- 6<sup>th</sup> day - tribe of Gad - Elyasaph, son of De'u'el (7:42-47)
- 7<sup>th</sup> day - tribe of Ephrayim - Elishama, son of Ammihud (7:48-53)
- 8<sup>th</sup> day - tribe of Menashsheh - Gamli'el, son of Pedahsur (7:54-59)
- 9<sup>th</sup> day - tribe of Binyamin - Abidan, son of Gid'oni (7:60-65)
- 10<sup>th</sup> day - tribe of Dan - Ahi'ezer, son of Ammishaddai (7:66-71)
- 11<sup>th</sup> day - tribe of Asher - Pag'i'el, son of Okran (7:72-77)
- 12<sup>th</sup> day - tribe of Naphtali - Ahira, son of Enan (7:78-83)



- 1 (**achat**) silver dish (weight of 130 sheqels)
- 1 silver bowl (weight of 70 (**shivim**) sheqels)
  - both were according to the weight of the Set-apart Place
  - both were filled with fine flour mixed with oil (grain offering)
- 1 gold ladle (weight of 10 (**eser**) sheqels) filled with incense
- 1 young bull (burnt offering)
- 1 ram (burnt offering)
- 1 male lamb a year old (burnt offering)
- 1 male goat (sin offering)
- 2 (**shtayim**) cattle, 5 (**chamesh**) rams, 5 male goats, 5 male lambs a year old (peace offering)



grain offering



incense



sin offering



burnt offering



peace offering

- These are the total items that the leaders of Yisra'el brought for the dedication of the bronze altar (7:84-88):

- 12 silver dishes (1,560 sheqels)
- 12 silver bowls (840 sheqels)
  - 2,400 sheqels, according to the sheqel of the set-apart place
- 12 gold ladles (120 sheqels)
- 12 young bulls (burnt offering)
- 12 rams (burnt offering)
- 12 male lambs a year old (burnt offering)
- 12 male goats (sin offering)
- 24 (**esrim v'arba**) cattle, 60 (**shishim**) rams, 60 male goats, 60 male lambs a year old (peace offering)

- Yahweh spoke (**amar**) to Mosheh when he went into the Tent of Meeting; he heard the voice of Yahweh speaking to him from above the lid of atonement that was on the ark of the Witness, from between the 2 kerubim - 7:89

# DIGGING DEEPER

Parents/Teachers may choose to use these prompts for further discussion of the Torah portion.

- Research the time frame between Exodus 40, when the Dwelling Place was raised up, and the events in Chapter 7.
- Note that the first offerings were from the entire tribe of Yisra'el's 12 leaders. Why do you think that the clan of Merari were given more wagons than the Gershonites? What job did they each perform?
- We know from parsha Nasso that the Qehathites' job was to carry the covered set-apart objects and all the furnishings of the Set-apart Place, after the sons of Aharon had covered them. Why do you think the Qehathites were told that they had to carry the set-apart furniture pieces on their shoulders instead of on wagons like the other 2 clans?
- Read 1 Chronicles 13 regarding the account of Uzza and discuss the infractions that were done with transporting the ark.
- Discuss the word 'chanukah' and its significance to the dedication/institution of the first tabernacle, as well as its significance centuries later, after the Syrians desecrated and defiled the Temple in Jerusalem.
- Review the 5 different offerings from Leviticus 1-7, and relate them to the required offerings of the tribal leaders at the dedication of the Tent of Meeting.
- Do you think there is any significance to the order of each tribe bringing their offering? Look back at Numbers 2.
- Discuss the fact that during the 12 days of dedication, at least one of the tribal offerings had to be brought on a Shabbat. Can you think of another story in the Scriptures where the tribes did something on a Sabbath day?
- When Yahweh spoke to Mosheh from the lid of atonement, where would Mosheh have been standing? As you research this, note that Christians and Jews have 2 different opinions on this thought. Would he have been inside the inner veil or in front of it? Where did Yahweh place Mosheh in Exodus 33:20-23? Who went into the Most Set-apart Place and on what day?



# DAILY OFFERINGS




1 wagon per 2 leaders & 1 bull per leader

## Grain Offering




## Burnt Offering




## Incense

## Sin Offering



## Peace Offering



# Searching Out Hebrew

Parents/Teachers can print out the '[Hebrew Pronunciation Guide](#)' to help with the pronunciation of Hebrew names and words. They can be cut out and used in conjunction with the Flashcards.

## WORDS

Parents/Teachers see the following page for 3 x 5 card cut outs of the words from this week's parsha. If printed on card stock, they can be kept in a box to reinforce learning.

Nasi ( נשיא ) - leader

Korban ( קרבן ) - offering

Chanukah ( חנוכה ) - dedication

Amar ( אמר ) - speak

## NUMBERS

Parents/Teachers can print out these numbers to have as additional resources. These can be found under the 'Resources' tab on the YMTOI website.

1 - achat

2 - shtayim

6 - shesh

10 - eser

12 - shtem esre

24 - esrim v'arba

60 - shishim

70 - shiv'im

# WORD MATCH

Match this week's Hebrew words to their correct definition.

Amar

Dedication

Chanukah

Leader

Korban

Offering

Nasi

Speak





# FLASHCARDS

קֹרְבָן

**Korban**

Kor-ban  
offering

אָמַר

**Amar**

A-mar  
speak

נָשִׂיא

**Nasi**

Na-si  
leader

חֲנֻכָּה

**Chanukah**

Chan-u-kah  
dedication

# WRITING HEBREW

Korban (offering)

קרְבָן

Nun Softt    Bet    Resh    Qof

---

---

---

Amar (speak)

אמר

Resh    Mem    Aleph

---

---

---

Nasi (leader)

נָשִׂיא

Aleph    Yud    Shin    Nun

---

---

---

Chanukah (dedication)

חנכה

Hey    Kaf    Nun    Chet

---

---

---

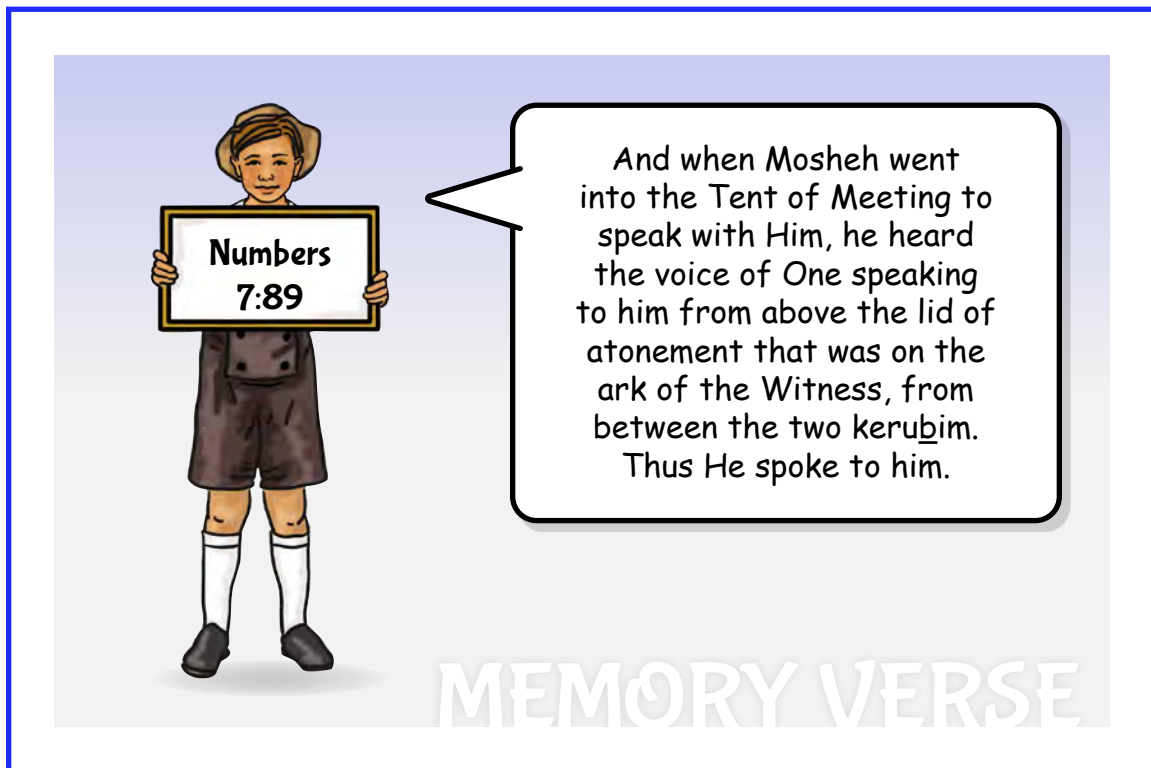


# Counting What You Gained

This next section is intended to be reinforcement of the lessons learned during this parsha. Choose the activities that best fit your child.

## STORING UP TREASURE IN MY HEART

The Katan Bet and Gadol memory verse is Numbers 7:89. You can review the verse with them by reciting it out loud, acting it out, putting it to music...whatever works for you.



Numbers  
7:89

And when Mosheh went into the Tent of Meeting to speak with Him, he heard the voice of One speaking to him from above the lid of atonement that was on the ark of the Witness, from between the two kerubim. Thus He spoke to him.

MEMORY VERSE

Use this space to draw a picture of the verse memorized.



Use this space to write out the verse memorized.

---

---

---

---

---

---

---

---

---

---

---

---



# SEEKING TREASURE

1.



Write in the amounts that each leader brought for the Lewites' service.

\_\_\_\_\_ wagons

\_\_\_\_\_ cattle

\_\_\_\_\_ bull

(7:3)

2.




The sons of *Gershon* received

4 wagons and 8 cattle.

**Yes / No**

(7:7)

3.




The sons of *Merari* received

4 wagons and 8 cattle.

**Yes / No**

(7:8)

4.



The sons of *Qehath* didn't get any offerings because they were supposed to carry the set-apart objects on their shoulders.

**Yes / No**

(7:8)

5.



The type of offering that was brought every day for 12 days was called the \_\_\_\_\_ offering.

What is the Hebrew word? \_\_\_\_\_

(7:10)

6.



Circle what was brought each day.

silver dish/bowl      gold dish/bowl

bronze dish/bowl

silver ladle      gold ladle

bronze ladle

(7:13-14)

7.



What type of offering was brought in the dishes and bowls?

Circle the correct choice.

burnt      grain

peace      sin

guilt

(7:13)

8.




What was the gold ladle filled with?

\_\_\_\_\_

(7:14)

9.



The bull, ram and lamb were sin offerings.

T / F

(7:15)

10.




Yahweh spoke to Mosheh from above the incense altar between the 4 horns.

T / F

(7:89)

11.




The larger tribes brought more than the smaller tribes.

T / F

(7:12-83)

# WORD SEARCH

Search for the hidden words from this week's parsha.




OFFERING  
LEWITES  
FOUR WAGONS  
MERARI  
GOLD LADLE  
GRAIN OFFERING  
TWELVE BOWLS

WAGONS  
TWO WAGONS  
EIGHT CATTLE  
QEHATH  
SILVER DISH  
INCENSE  
TWELVE DISHES

CATTLE  
FOUR CATTLE  
GERSHON  
DEDICATION  
SILVER BOWL  
TWELVE LADLES  
VOICE



# Answer Key



OFFERING  
LEWITES  
FOUR WAGONS  
MERARI  
GOLD LADLE  
GRAIN OFFERING  
TWELVE BOWLS

WAGONS  
TWO WAGONS  
EIGHT CATTLE  
QEHATH  
SILVER DISH  
INCENSE  
TWELVE DISHES


CATTLE  
FOUR CATTLE  
GERSHON  
DEDICATION  
SILVER BOWL  
TWELVE LADLES  
VOICE





# CROSSWORD PUZZLE

Complete the crossword using words from this week's parsha.



## Down

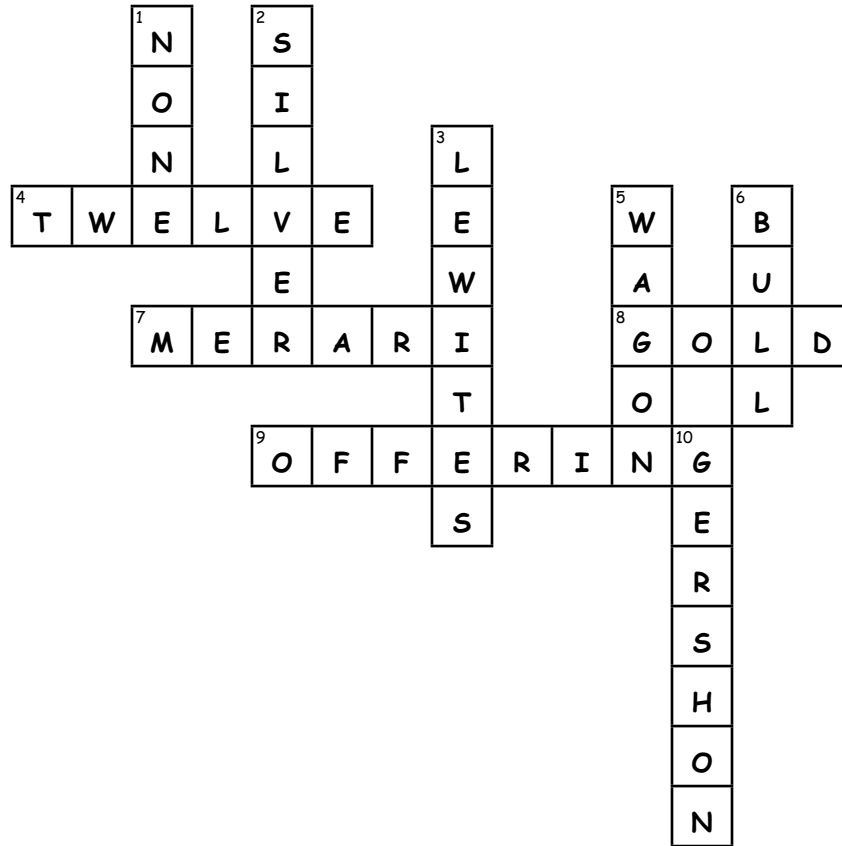
1. How many wagons and cattle did the sons of Qehath receive?
2. What metal was the dish and bowl offering made from?
3. Mosheh took the wagons and bulls and gave them to the \_\_\_\_\_.
5. A \_\_\_\_\_ was brought by every 2 of the leaders.
6. A \_\_\_\_\_ was brought by every leader.
10. 2 wagons and 4 cattle were given to the sons of \_\_\_\_\_.

## Across

4. How many days were offerings brought?
7. 4 wagons and 8 cattle were given to the sons of \_\_\_\_\_.
8. What metal was the ladle made from?
9. The leaders brought their \_\_\_\_\_ before Yahweh.



# Answer Key



## Down


1. How many wagons and cattle did the sons of Qehath receive? **none**
2. What metal was the dish and bowl offering made from? **silver**
3. Mosheh took the wagons and bulls and gave them to the **Lewites**.
5. A **wagon** was brought by every 2 of the leaders.
6. A **bull** was brought by every leader.
10. 2 wagons and 4 cattle were given to the sons of **Gershon**.

## Across

4. How many days were offerings brought? **twelve**
7. 4 wagons and 8 cattle were given to the sons of **Merari**.
8. What metal was the ladle made from? **gold**
9. The leaders brought their **offering** before Yahweh.



# MAZE



# DAILY OFFERINGS MATCH

Draw a line from the daily offering to its correct image


Burnt Offering



Grain Offering



Gold ladle with incense



Peace Offering



Sin Offering



# Precious Possessions

## NOTEBOOK PAGE

## Leader's Offerings

Numbers 7:2-3

### Materials:

- Cardstock - white
- Pipe cleaner - color of choice cut in half
- Button with shank
- Double-sided foam dimensional - circle shape
- X-acto knife
- Velcro dot
- Scissors
- Coloring pencils, crayons or markers
- Notebook Templates: Main Page & A (BW) or Main Page & B (color)



### Parent/Teacher Preparation:

- Print Notebook Templates of choice on white cardstock.
- Depending on the skill of the child, you may need to create the slit on the Main Page.

### Instructions for the Notebook Page:

- If using BW Templates, color using medium of choice.
- Cut out all Template pieces. (P1)
- If desired, cut out the names of the tribes and tape to the back of each character or simply write them on the back. (P2)
- If not already done, use an X-acto knife to cut the slit on the Main Page. (P3)
- Thread a pipe cleaner through the shank on the button and twist one end around the shank to secure. (P4a, P4b)
- Insert the button into the slit on the Main Page with the face of the button showing on the front. (P5)
- Adhere a 'hook and loop' Velcro dot to the front of the button so that the adhesive sides are away from each other. Make sure that the 'hook' side is closest to the button. (P6)



P1



P2




P3



P4a



P4b



P5



P6

## Instructions for the Notebook Page Cont'd:

- Lay the wagon and bulls onto the adhesive side of the 'loop' *Velcro* dot. (P7a, P7b)
- Pulling and pushing on the pipe cleaner, slide the wagon up and down to make sure it works. (P8a, P8b)
- Line up the 12 tribe leaders in the following order: (P9)

- Yehudah
- Yissaskar
- Zebulun
- Re'uben
- Shim'on
- Gad
- Ephrayim
- Menashsheh
- Binyamin
- Dan
- Asher
- Naphtali

- Adhere a 'loop' *Velcro* dot to the back of each tribe leader - you will need 12. (P10)
- If desired, you can put numbers on the back of the characters, so you know what day they brought their gifts to Mosheh for the Lewites to use for service in the Tent of Meeting or you can try to line them up by memory.
- Adhere a round double-sided foam dimensional onto the wagon-then place a 'hook' *Velcro* dot over it. (P11a, P11b)



P7a



P7b



P8a



P8b



P9



P10



P11a



P11b

# Instructions for the Notebook Page Cont'd:

- You can switch out each brother to demonstrate the 12 days of offerings. (P12a, P12b, P12c, P12d, P12e, P12f, P12g, P12h, P12i, P12j, P12k, P12l)
- Move each tribe leader down the slit to bring the wagon to the Levites. We have shown Yehudah who brought his gifts on the 1<sup>st</sup> day. (P13a, P13b, P13c)

## Hebrew Words

- Write the following directly on the Main Page or on a piece of colored cardstock and glue to the page:
  - 1) **Nasi**
  - 2) נָשִׂיא
  - 3) **Leader** (P14)
  - 1) **Korban**
  - 2) קָרְבָּן
  - 3) **Offering** (P15)

*You now have a visual representation of the 12 leaders along with 1 wagon and 2 bulls brought to the Levites to do their service in the Tent of Meeting.*



P12a



P12b



P12c



P12d



P12e



P12f



P12g



P12h



P12i



P12j



P12k



P12l



P13a



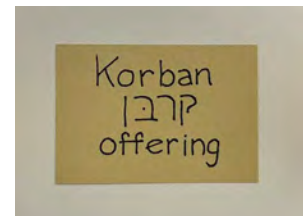
P13b





P13c



P14



P15

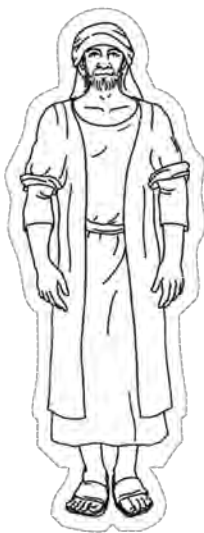




Notebook Template A (BW)



Asher



Dan



Naphtali



Gad



Re'uben



Shim'on



Yissaskar



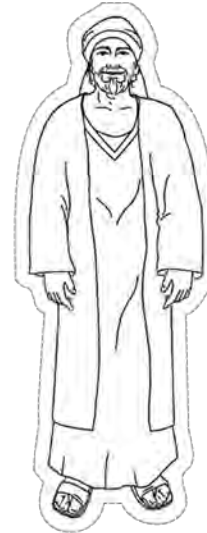
Yehudah



Zebulun




Binyamin





Ephrayim



Menashsheh





Notebook Template B (color)



Asher



Dan



Naphtali



Gad



Re'uben



Shim'on



Yissaskar



Yehudah



Zebulun




Binyamin




Ephrayim



Menashsheh



# Daily Offerings




1 wagon per 2 leaders & 1 bull per leader

## Grain Offering




## Burnt Offering




Incense

## Sin Offering



## Peace Offering



---

# Sweetness of Torah

---

## SWEET SOUNDS OF TORAH

(Sing Praises to His Name)

Here is the link for this song:

[https://www.podomatic.com/podcasts/steveberkson/episodes/2024-06-06T22\\_00\\_00-07\\_00](https://www.podomatic.com/podcasts/steveberkson/episodes/2024-06-06T22_00_00-07_00)

### The Leader's Offerings

And the leaders of Yisra'el  
Brought before Yahweh  
Six covered wagons and twelve cattle  
And a bull for each one

They brought them near  
They brought them near  
Before the Dwelling Place



# SWEET TASTE OF TORAH

This snack relates to this week's parsha. Please take these as suggestions and make necessary changes based on your individual dietary needs.

## Wagon

Numbers 7:3



### Ingredients:

- Bell pepper of choice (to represent the wagon)
- Cucumbers (4 slices to represent the wheels)
- Veggies of choice (to place inside the wagon)

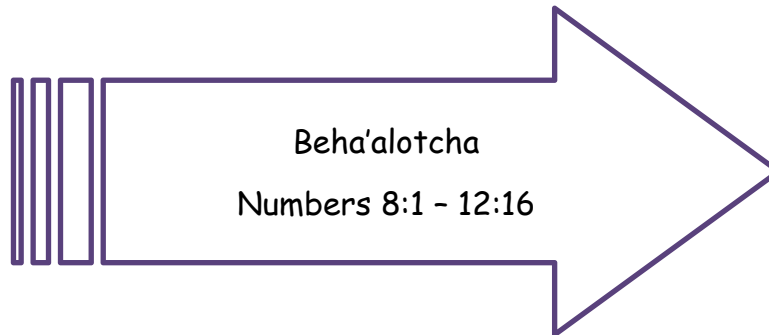
### Instructions:

Lay your pepper on its side and cut off the edge so that you have an opening. Place cucumber slices against the pepper to represent the 4 wheels. Place veggies of choice inside the pepper wagon. You can serve with ranch or dip of choice as well as place some inside the wagon or use as adhesive for the cucumber wheels. As an additional snack you can provide cow animal crackers to represent the cattle that the leaders were to provide for the Levites.

\*Note that the wagons that were brought were covered. Our snacks are just a fun, visual representation to engage your child further with the parsha and not to be taken as literal representations of the material.

# Next Week's Treasure Hunt

## Next Week's Torah Portion



## Suggested Reading Schedule

Monday:	Num. 8	Instructions for the 7 lamps; The service of the Lewites
Tuesday:	Num. 9	Instructions for the second Passover; The appearance of the cloud and fire
Wednesday:	Num. 10	Instructions for the 2 silver trumpets; The Yisra'elites' departure from the Wilderness of Sinai to the Wilderness of Paran
Thursday:	Num. 11	The peoples' complaints and the provision of manna; Appointment of the 70 elders; The quail and the plague
Friday:	Num. 12	Miryam and Aharon speak against Mosheh; Miryam chastised with leprosy