

Beha'alotcha

"When You Ascend"

Numbers 8:1 - 12:16

Katan Bet/Gadol



In This Edition:

36.1 - Marching Orders
Numbers 9:15-23; 10:1-36



Table of Contents

Parsha Pearls is a comprehensive resource that allows for complete customization by the parent. We understand that if you were to strive to accomplish all aspects of each lesson in one day it would be unrealistic and also overload for the child. It is our intention that this be used 'a la carte' so that it suits your specific needs. Our site caters to printing only the pieces you choose.

This page will provide quick links to get to the portion of the document for which you are looking. When you hover over the title a finger will appear. Click on it and you will be taken directly to that page.

If you are new to Parsha Pearls, we have created an [Introduction](#) document outlining how to use our lessons, as well as a [Scriptural Inspiration](#) document, which explains our titles and the Scriptural inspiration for them. We pray that Parsha Pearls blesses your home and that your children will grow to love the Word and to never depart from keeping Torah. As always, feel free to email us at parshapearls@mtoi.org if you have any questions.

Pearl Seeking (The Main Lesson)	3
➤ Treasuring His Word (Overview of the Parsha)	3
➤ Parsha Points (Main Lesson Content)	3
➤ Digging Deeper (Thought Provoking Questions)	6
Searching Out Hebrew (Reading & Writing)	7
➤ Words	7
➤ Numbers	7
➤ Word Match	8
➤ Flashcards	9
➤ Writing Hebrew	10
Counting What You Gained (Worksheets)	11
➤ Storing Up Treasure In My Heart (Memory Verse)	11
➤ Seeking Treasure (Questions from the Parsha)	13
➤ Word Search	15
➤ Crossword Puzzle	17
➤ Maze	19
Precious Possessions (Arts & Crafts)	20
➤ Notebook Page	20
➤ Coloring Page	25
Sweetness of Torah	26
➤ Sweet Sounds of Torah (Song Corresponding to the Parsha)	26
➤ Sweet Taste of Torah (Snack Corresponding to the Parsha)	27
Next Week's Treasure Hunt (Looking Ahead to Next Week's Parsha)	28



Pearl Seeking

TREASURING HIS WORD

Let's do a quick overview of the entire Torah portion:

Monday:	Num. 8	Instructions for the 7 lamps; The service of the Lewites
Tuesday:	Num. 9	Instructions for the second Passover; The appearance of the cloud and fire
Wednesday:	Num. 10	Instructions for the 2 silver trumpets; The Yisra'elites' departure from the Wilderness of Sinai to the Wilderness of Paran
Thursday:	Num. 11	The peoples' complaints and the provision of manna; Appointment of the 70 elders; The quail and the plague
Friday:	Num. 12	Miryam and Aharon speak against Mosheh; Miryam chastised with leprosy

In this week's Parsha Pearls lesson, we will be following the journey of Yisra'el from the Wilderness of Sinai with the cloud and fire leading them to the Wilderness of Paran. We will learn about the 2 silver trumpets and the departure of the tribes according to their divisions. Now, let's read Num. 9:15-23 & 10:1-36.

PARSHA POINTS

- On the day that the Dwelling Place was raised up, the cloud covered it - 9:15
- The cloud covered the Dwelling Place of the Witness continually, from evening until morning, by day and by night - 9:15-16
- Whenever the cloud moved, the children of Yisra'el would depart - 9:17, 21, 22
- If the cloud remained above the Dwelling Place, the children of Yisra'el guarded the Charge of Yahweh, and did not depart - 9:18-19, 22
- At the mouth of Yahweh, Yisra'el camped and departed, and guarded the Charge of Yahweh by the hand of Mosheh - 9:23



- Yahweh spoke to Mosheh saying, "Make 2 (**shtayim**) silver trumpets (**chatsotserot**) for yourself of beaten work" for (10:1-2):
 - the gathering of the congregation
 - breaking camp
- When both silver trumpets are blown, all the congregation shall meet before you at the door of the Tent of Meeting - 10:3
- If 1 (**achat**) silver trumpet is blown, then the leaders, the heads of the thousands of Yisra'el shall gather to you - 10:4
- When you blow a shout (**teruah**), the camp that lies on the east side (Yehudah) shall depart - 10:5
- When you blow a shout a second time, the camp that lies on the south side (Re'uben) shall depart - 10:6
- When the assembly is to be assembled, you blow, but DO NOT shout - 10:7
- The sons of Aharon, the priests, shall be the ones to blow the trumpets: this is a law forever throughout your generations - 10:8
- When you go into battle against an enemy that distresses you in your land, you shall shout with the trumpets, and Yahweh will remember you and save you from your enemies - 10:9
- You shall blow the trumpets (10:10):
 - in the day of your gladness
 - in your Appointed Times
 - at the beginning of your months/new moons
 - over your burnt offerings
 - over your peace offerings
 - as a remembrance that Yahweh is Elohim
- On the 20th day of the 2nd month/new moon, in the 2nd year, the cloud was taken up from above the Dwelling Place of the Witness - 10:11
- The children of Yisra'el departed for the first time from the Wilderness of Sinai, following the cloud to the Wilderness of Paran where the cloud stopped - 10:12-13



The tribes of Yisra'el departed according to their divisions

- The banner (**degel**) of the **camp of Yehudah** departed first (10:14-16):

- Nahshon, son of Amminadab was over Yehudah's army (**tsava**)
- Nethane'l, son of Tsu'ar was over Yissaskar's army
- Eliyab, son of Helon was over Zebulun's army



- The sons of Gershon and the sons of Merari departed next, bearing the Dwelling Place - 10:17

- The banner of the **camp of Re'uben** departed next, according to their divisions (10:18-20):

- Elitsur, son of Shedey'ur was over Re'uben's army
- Shelumi'el, son of Tsurishaddai was over Shim'on's army
- Elyasaph, the son of De'u'el was over Gad's army



- The Qehathites departed next, bearing the set-apart objects, while the Dwelling Place was being set up in preparation for them - 10:21

- The banner of the **camp of Ephrayim** departed next, according to their divisions (10:22-24):

- Elishama, son of Ammihud was over Ephrayim's army
- Gamli'el, son of Pedahsur was over Menashsheh's army
- Abidan, son of Gid'oni was over Binyamin's army



- The banner of the **camp of Dan** formed the rear guard for the rest of the camps, and departed according to their divisions (10:25-27):

- Ahi'ezer, son of Ammishaddai was over Dan's army
- Pag'i'el, son of Okran was over Asher's army
- Ahira, son of Enan was over Naphtali's army



- This was the order of setting out for the children of Yisra'el, according to their divisions, when they departed - 10:28

- Mosheh told Hobab, the son of Re'uw'el (Yithro) his father-in-law to come with them to the land of Kena'an - 10:29

- Hobab told Mosheh that he would go back to his own land and to his relatives - 10:30

- Mosheh convinced Hobab to come with them and be their scout - 10:31

- The cloud traveled for 3 (**shalosh**) days to seek out a resting place for Yisra'el - 10:33-34

- Whenever the ark set out, Mosheh said, "Rise up, Oh Yahweh! And let Your enemies be scattered, and let those who hate You flee before You." - 10:35

- Whenever the ark rested, Mosheh said, "Return, Oh Yahweh, to the countless thousands of Yisra'el." - 10:36



DIGGING DEEPER

Parents/Teachers may choose to use these prompts for further discussion of the Torah portion.

- Discuss the cloud leading and guiding the children of Yisra'el in the desert. How does this relate to our walk with Yahweh? Do we look to Him for guidance in our steps, just as Yisra'el looked to the cloud?
- Research the calls associated with the silver trumpets - the tekiah, teruah, shevarim and tekiah gadolah. Which call indicated the call to assembly and which one indicated the call to break camp or to go into battle?
- Find other references in the Scriptures regarding the silver trumpets used in praise, such as 1 Chronicles 15-16 and 2 Chronicles 5.



Searching Out Hebrew

Parents/Teachers can print out the '[Hebrew Pronunciation Guide](#)' to help with the pronunciation of Hebrew names and words. They can be cut out and used in conjunction with the Flashcards.

WORDS

Parents/Teachers see the following page for 3 x 5 card cut outs of the words from this week's parsha. If printed on card stock, they can be kept in a box to reinforce learning.

Chatsotserot ([חצוצרת](#)) - trumpets

Teruah ([תרועה](#)) - shout

Degel ([גדל](#)) - banner

Tsava ([צבא](#)) - army

NUMBERS

Parents/Teachers can print out these numbers to have as additional resources. These can be found under the 'Resources' tab on the YMTOI website.

1 - achat

2 - shtayim

3 - shalosh

WORD MATCH

Match this week's Hebrew words to their correct definition.

Chatsotserot

Army

Degel

Banner

Teruah

Shout

Tseva

Trumpet



FLASHCARDS

תרועה

Teruah

Te-ru-ah

shout

צבא

Tsava

Tsa-va

army

חצוצרת

Chatsozserot

Chats-o-tse-rot

trumpets

דגל

Degel






De-gel

banner

WRITING HEBREW




Teruah (shout)

תְּרוּעָה

Hey Ayin Vav Resh Tav








Tsava (army)

צָבָא

Aleph Vet Tsade





Chatzotserot (trumpets)

חֲצוֹצְרוֹת

Tav Resh Tsade Vav Tsade Chet


Degel (banner)

גְּדֵל

Lamed Dalet Gimmel


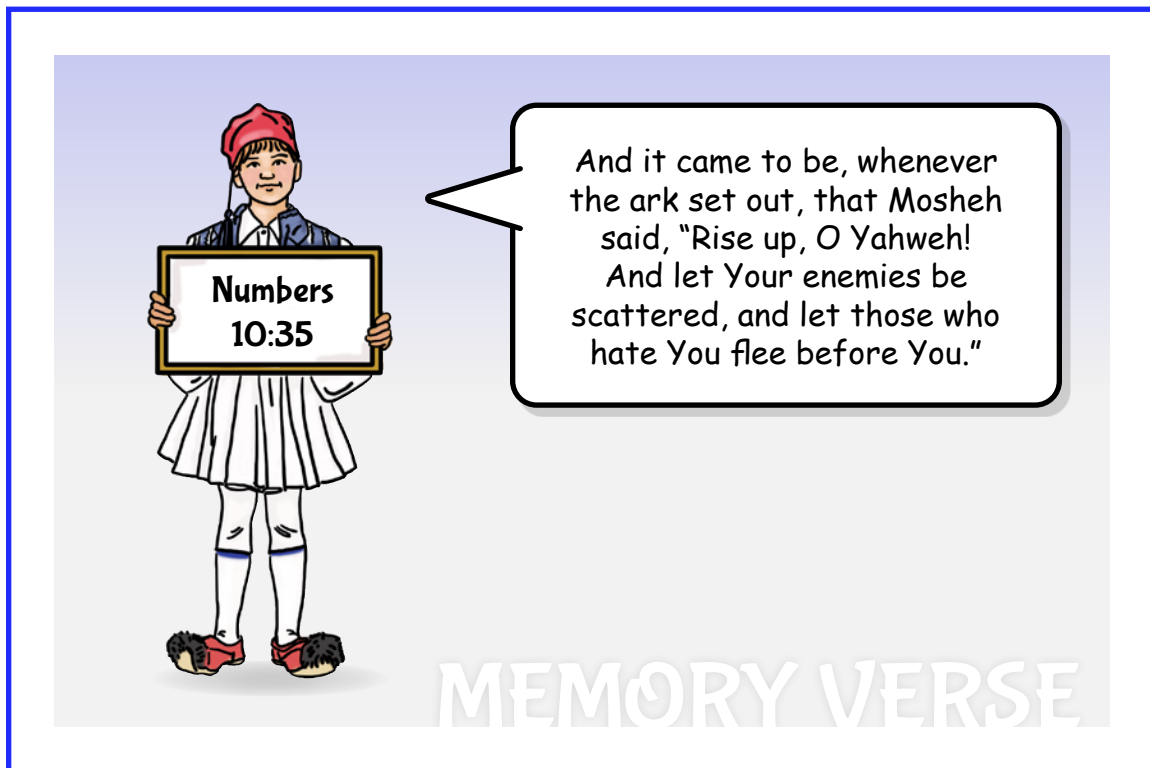


Counting What You Gained

This next section is intended to be reinforcement of the lessons learned during this parsha. Choose the activities that best fit your child.

STORING UP TREASURE IN MY HEART

The Katan Bet and Gadol memory verse is Numbers 10:35. You can review the verse with them by reciting it out loud, acting it out, putting it to music...whatever works for you.



Numbers
10:35

And it came to be, whenever the ark set out, that Mosheh said, "Rise up, O Yahweh! And let Your enemies be scattered, and let those who hate You flee before You."

MEMORY VERSE


Use this space to draw a picture of the verse memorized.

Use this space to write out the verse memorized.

Multiple horizontal lines for writing out the verse memorized.



SEEKING TREASURE




1.

When did the cloud cover the Dwelling Place?

Circle the correct choices.

day and night only on Shabbat continually only on weekdays

(9:16)




2.

At the _____ of Yahweh the children of Yisra'el

_____, and at the _____ of Yahweh they camped.

They _____ camped as long as the cloud dwelt above the Dwelling Place.

(9:18)



3.

The children of Yisra'el camped
when the cloud departed.

T / F

(9:22)



4.

What metal were the 2 trumpets made of?

(10:2)

5.



What happened when both trumpets were blown?

Circle the correct choice.

camp would depart

congregation would gather together

(10:3)

6.



What type of sound was made for going into battle?

(10:9)


7.



From what wilderness did the children of Yisra'el depart?

(10:12)

8.



To what wilderness did the children of Yisra'el go?

(10:12)


9.



What item did each tribe of Yisra'el carry?

(10:14, 18, 22, 25)

10.



How many days did the cloud travel to find a resting place for Yisra'el?

Circle the correct choice.


1 week 3 days 1 month

(10:33)



WORD SEARCH

Search for the hidden words from this week's parsha.




CLOUD
LINGERED
CAMPED
DEPARTED
GUARDED
SILVER TRUMPETS
BEATEN WORK

CONGREGATION
GATHERING CAMP
BREAKING CAMP
BLOW
SHOUT
ENEMIES

APPOINTED TIMES
NEW MOONS
BANNER
DIVISIONS
RISE UP
SCATTERED
DISTRESSES



Answer Key



CLOUD
LINGERED
CAMPED
DEPARTED
GUARDED
SILVER TRUMPETS
BEATEN WORK


CONGREGATION
GATHERING CAMP
BREAKING CAMP
BLOW
SHOUT
ENEMIES

APPOINTED TIMES
NEW MOONS
BANNER
DIVISIONS
RISE UP
SCATTERED
DISTRESSES



CROSSWORD PUZZLE

Complete the crossword using words from this week's parsha.



Down

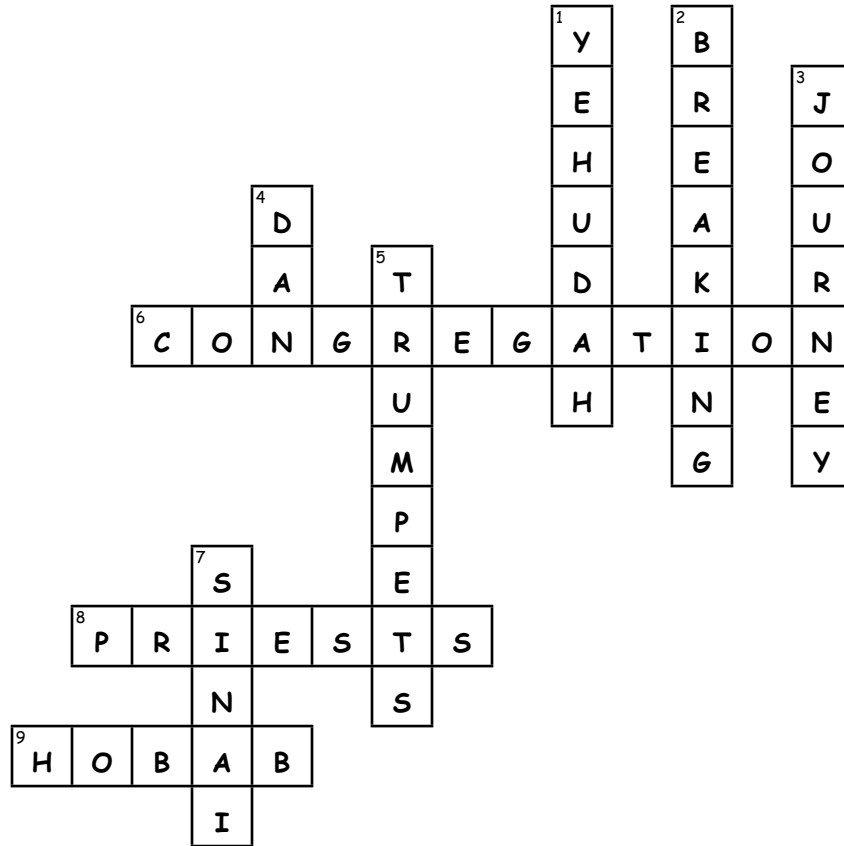
1. The banner of the camp of _____ departed first.
2. The trumpets were used for _____ camp.
3. The children of Yisra'el traveled for a 3 days' _____.
4. The banner of the camp of _____ formed the rear guard of all the camps.
5. Yahweh told Mosheh to make 2 silver _____.
7. In this parsha the children of Yisra'el set out from the Wilderness of _____.

Across

6. The trumpets were used for gathering the _____.
8. The trumpets were blown by the _____.
9. What was the name of Mosheh's father-in-law's son?



Answer Key



Down

1. The banner of the camp of **Yehudah** departed first.
2. The trumpets were used for **breaking** camp.
3. The children of Yisra'el traveled for a 3 days' **journey**.
4. The banner of the camp of **Dan** formed the rear guard of all the camps.
5. Yahweh told Mosheh to make 2 silver **trumpets**.
7. In this parsha the children of Yisra'el set out from the Wilderness of **Sinai**.

Across

6. The trumpets were used for gathering the **congregation**.
8. The trumpets were blown by the **priests**.
9. What was the name of Mosheh's father-in-law's son? **Hobab**



MAZE



Precious Possessions

NOTEBOOK PAGE

Materials:

- Cardstock - tan or color of choice
- Double-sided tape
- Scissors
- Coloring pencils, crayons or markers
- Notebook Templates: Main Page & A (BW) or Main Page & B (color)

Parent/Teacher Preparation:

- Print Notebook Templates of choice on tan cardstock.

Departure Order for the Children of Yisra'el

Numbers 10:12-28



Instructions for the Notebook Page:

- If using BW Templates, color using medium of choice.
- Cut out all Template pieces. (P1)
- Using a ruler to assist, fold all the tabs forward. (P2a, P2b, P2c)
- Roll double-sided tape onto the back of all the tabs and place characters onto the Main Page in the following order: (P3a, P3b)
 - Cloud - in front of the diagonal line (P4)
 - Mosheh, Aharon & priests blowing trumpets - at the front of the diagonal line (P5a, P5b)



P1



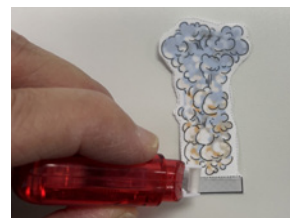
P2a



P2b




P2c



P3a



P3b



P4



P5a



P5b

Instructions for the Notebook Page Cont'd:


- Lay the rest of the characters flat on the page so that when the page lays flat you have enough spacing and room for all the characters to fit on the line and Main Page: (P6)
 - Yehudah, Yissaskar, Zebulun (P7a)
 - Gershonites carrying leather, Merarites carrying gold board (P7a)
 - Re'uben, Shim'on, Gad (P7a)
 - Qeathites carrying gold poles (P7b)
 - Ephrayim, Menashseh, Binyamin (P7b)
 - Dan, Asher, Naphtali (P7c)
- Your page is now ready for the Hebrew Words. (P8)



P6




P7a



P7b



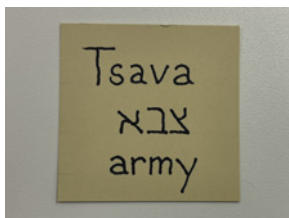
P7c



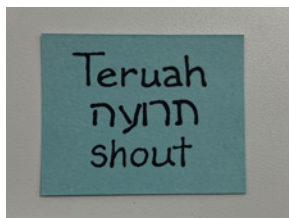
P8

Hebrew Words

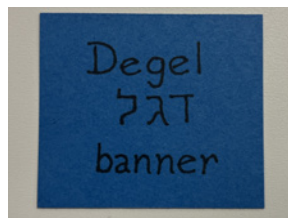
- Write the following directly on the Main Page or on a piece of colored cardstock and glue to the page:
 - 1) Tsava 2) צבא 3) Army (P9)
 - 1) Teruah 2) תרועה 3) Shout (P10)
 - 1) Degel 2) גדל 3) Banner (P11)
 - 1) Chatsotserot 2) חצוצרת 3) Trumpets (P12)



P9



P10



P11

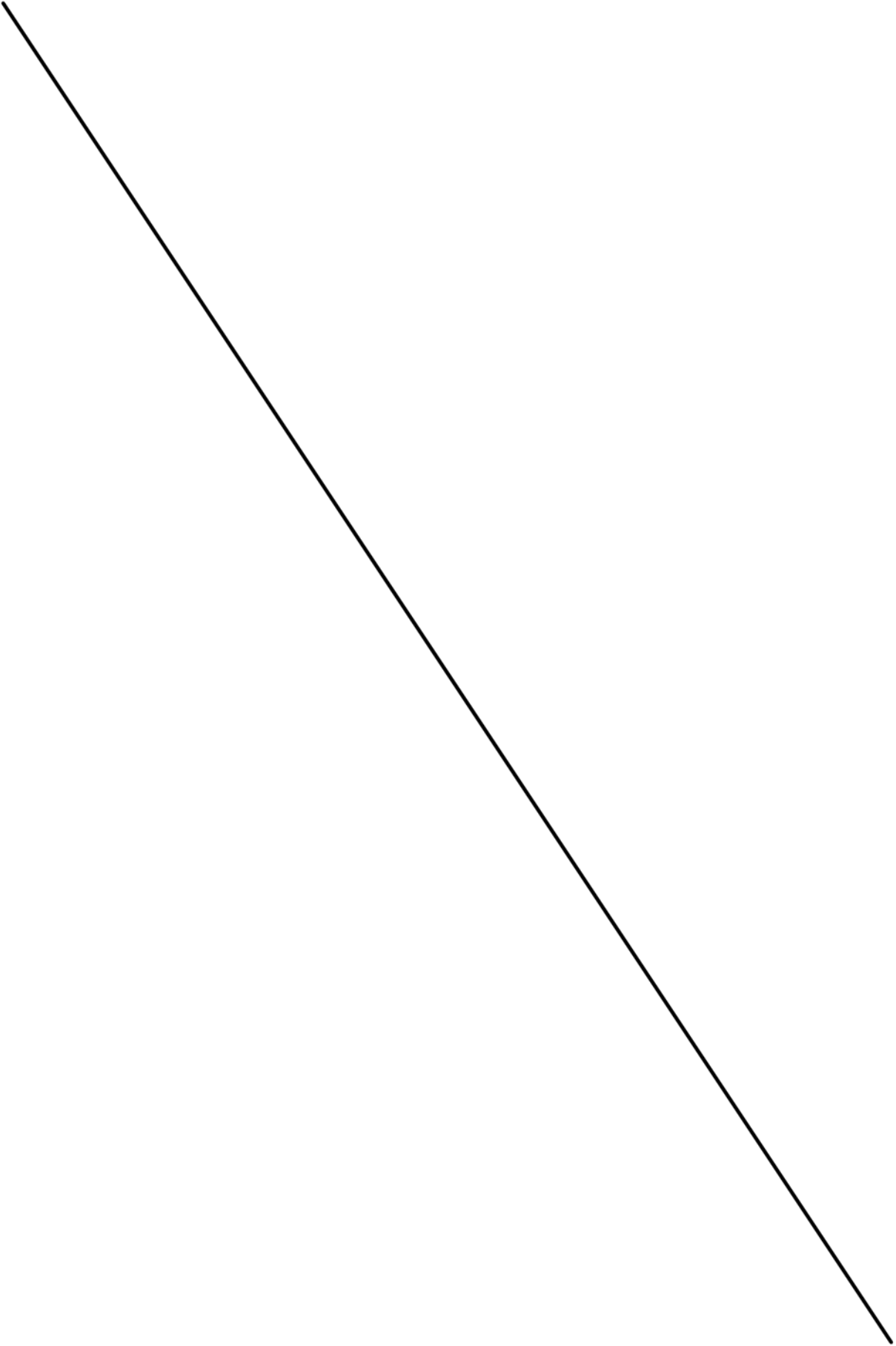


P12


You now have a visual representation of the marching orders for the departure of the children of Yisra'el. (P13)




P13




Notebook Template A (BW)



Aharon, Mosheh, El'azar, Ithamar




Yehudah, Yissaskar, Zebulun



Re'uben, Shim'on, Gad



Gershonites, Merarites



Ephrayim, Menashsheh, Binyamin








Qeathites



Dan, Asher, Naphtali



Notebook Template B (color)





Sweetness of Torah

SWEET SOUNDS OF TORAH

(Sing Praises to His Name)

Here is the link for this song:

https://www.podomatic.com/podcasts/steveberkson/episodes/2017-06-04T15_12_50-07_00

Sing to tune of "I've Been Working on the Railroad"

I've Been Listening to the Trumpets

I've been listening to the trumpets, to the trumpet calls
I've been listening to the trumpets, so I'll know what to do


Yahweh asked for two silver trumpets, to gather the people around
Different blasts mean different things, listen for the sound:

Chorus:

Have the Kohein blow, have the Kohein blow
Have the Kohein blow the trumpets
Have the Kohein blow, have the Kohein blow
Have the Kohein blow the horn

One long blast means come together, two blasts quickly move on
Many short blasts means it's time for war, listen to the horn

(Repeat Chorus)



SWEET TASTE OF TORAH

This snack relates to this week's parsha. Please take these as suggestions and make necessary changes based on your individual dietary needs.

Banner Cookies

Numbers 10:14, 18, 22,25



Ingredients:

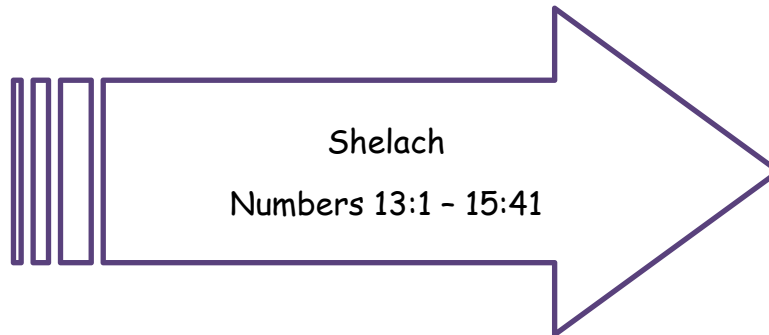
- Square or rectangle cookies that are store bought or homemade (represents banner)
- Pretzel sticks or rod (represents rod)
- Icing of your choice (to decorate banner)
- Sprinkles and/or candy decorations of your choice (to decorate banner)

Instructions:

Take a cookie and decorate it as a banner, any way you choose. You can also sign your name to have your own personalized banner.

Next Week's Treasure Hunt

Next Week's Torah Portion



Suggested Reading Schedule

Monday:	Num. 13:1-25	One man from each of the 12 tribes sent to spy out the land of Kena'an
Tuesday:	Num. 13:26-33	The spies return with a report
Wednesday:	Num. 14	The children of Yisra'el rebel; Mosheh intercedes for the people; Yahweh relents, pronounces judgments
Thursday:	Num. 15:1-31	Instructions for various offerings and unintentional sins
Friday:	Num. 15:32-41	Penalty for violating Shabbat; Torah regarding tzitziyot