

Beha'alotcha

"When You Ascend"

Numbers 8:1 - 12:16

Katan Aleph



In This Edition:

36.2 - Yahweh's Gift to the Priesthood

Numbers 8:5-26



Table of Contents

Parsha Pearls is a comprehensive resource that allows for complete customization by the parent. We understand that if you were to strive to accomplish all aspects of each lesson in one day it would be unrealistic and also overload for the child. It is our intention that this be used 'a la carte' so that it suits your specific needs. Our site caters to printing only the pieces you choose.

This page will provide quick links to get to the portion of the document for which you are looking. When you hover over the title a finger will appear. Click on it and you will be taken directly to that page.

If you are new to Parsha Pearls, we have created an [Introduction](#) document outlining how to use our lessons, as well as a [Scriptural Inspiration](#) document, which explains our titles and the Scriptural inspiration for them. We pray that Parsha Pearls blesses your home and that your children will grow to love the Word and to never depart from keeping Torah. As always, feel free to email us at parshapearls@mtoi.org if you have any questions.

Gem Seeking (The Main Lesson)	3
➤ Little Gems Story (Story for Younger Children)	3
➤ Little Gems Story Characters	6
Counting What You Gained (Worksheets)	14
➤ Storing Up Treasure in My Heart (Memory Verse)	14
➤ Seeking Treasure (Questions from the Parsha)	16
➤ Word Search	17
➤ Maze	18
Precious Possessions (Arts & Crafts)	19
➤ Craft	19
➤ Coloring Page	23
Sweetness of Torah	24
➤ Sweet Sounds of Torah (Song Corresponding to the Parsha)	24
➤ Sweet Taste of Torah (Snack Corresponding to the Parsha)	25
Next Week's Treasure Hunt (Looking Ahead to Next Week's Parsha)	26



Gem Seeking

LITTLE GEMS STORY

Parent/Teacher Preparation:

Please see the [Instructions for the Little Gems Story](#) on the YMTOI website. This will help you to understand how to prepare for the story.

Yahweh's Gift to the Priesthood

Shalom children! Remember how the priests, Aharon and his sons, were dedicated to serve inside Yahweh's Dwelling Place, and to be in charge of all the set-apart pieces there? **(Place Aharon and 2 sons on board.)** And we also saw that the 3 clans of the Lewites were given their assignments for carrying the Dwelling Place and everything in it, wherever Yahweh wanted Yisra'el to go. **(Place 3 sons of Lewi on board.)** But there was now much more to be done. He didn't want the Lewites to get bored sitting around waiting for His cloud to move. Remember, there were now many thousands of people in the nation of Yisra'el. Who would help the priests perform all their offerings of big, heavy cattle and sheep and goats? And who is going to clean up after all that? We are now going to see Yahweh give a wonderful gift to the priests. He is going to set apart the whole tribe of Lewi to help Aharon and his sons get everything done.

In order to set apart all the men of Lewi who were 25 years old and up, there was going to be a big ceremony. The priests would offer a burnt offering of a young bull, along with fine flour mixed with oil. **(Place 1st bull and flour/oil in dish on board.)** That was to show Yahweh that these Lewites were sorry for any sins they have done and wanted to quit doing them. The second bull was a sin offering; that means they wanted Yahweh to forgive them for breaking His law in ways that they didn't realize and just made a mistake. **(Place 2nd bull on board.)** Do any of you sometimes forget to do something your parents told you? You meant to do it, but just got busy with something and forgot! Those mistakes need to be forgiven, too, don't they? And your Mom and Dad want to hear you promise that you won't forget again, right?

When we want to obey Yahweh, it's important to confess our sins, isn't it? Then we can ask Him to forgive us and wash us clean inside so that we can be happy each day for the chance to serve Him. **(Place happy emoji on board.)** It was the same with the priests, and with the Lewites who were given to help them. They had to wash themselves squeaky clean, along with all their clothes, before they could come before Almighty Yahweh to be dedicated. **(Place Lewites washing clothes on board.)**

Now, the Lewites' ceremony was just a bit different from the ceremony for the priests. Both were first washed with water **(Place washing scene on board)**, but only the priests were dedicated by having the set-apart oil poured on them. **(Place Mosheh anointing priests scene on board.)** Why do you think only the priests got anointed with the oil? Well, where did the priests need go that no one else could go? Yes, inside the Holy Place! And what did they see and touch while they were in there? Right again!



They had to touch set-apart pieces of furniture, like the lampstand, the table of showbread, and the altar of incense. **(Place furniture pieces on board.)** And only the High Priest could enter where the ark of the Witness was, inside the Most Holy Place. **(Place ark of the Witness on board.)** Did he do that every day? Oh, no! He only went in there once a year so that Yahweh would forgive the sins of the whole nation of Yisra'el.

(Remove all characters from board.)

Now, there was one clan of Lewites who could enter the Holy Place, but only to carry the set-apart pieces to wherever Yahweh was going to lead them. Who remembers the name of that clan? Did someone say the clan of Qehath? That's right. The priests had to go in first and cover everything with special blue cloths, so that the Qehathites could not see or touch any of that special furniture, but only carry the pieces by poles on their shoulders. **(Place sons of Qehath carrying ark on board.)** So, when the Lewites were dedicated, they didn't need to have anointing oil on them - only the priests needed that.

Here's another interesting thing. Yahweh says that the Lewites themselves were actually a kind of offering! They would be offered to Him as a wave offering. **(Place Aharon waving Lewites on board.)** Now what on earth is a wave offering? Did the priests wave hi and goodbye to each clan of Lewites? Or maybe they grabbed each one under his arms and by his feet and just heaved him back and forth in front of the slaughter-place. Hmm, I don't think so! We know from the Torah that on special days the priests had to offer wave offerings from the crops - fruits, grains and harvests of Yisra'el. **(Place priest with wave offering on board.)** Yahweh always got a portion of the first and best of these crops. **(Place first-fruits on board.)** They were called first-fruits, and the priests had a certain way of presenting them to Yahweh. We don't know for sure, but probably they did something like moving a handful of the offering back and forth, then up and down. Let's try it: pretend you're holding some stalks of barley or wheat. Back and forth, then up and down. Very good! Now, we don't know exactly how the priests waved the Lewites, but it was probably very simple and just meant that the Lewites were now presented to Yahweh for His service.

But why did Yahweh want the Lewites to be waved as if they were first-fruits from the land? Well, how many remember the first Passover? What was the very last, most horrible plague that caused Pharaoh to drive Yisra'el out of his land?

Yes, it was the Messenger of Death that Yahweh sent to kill all the first-born in the land. **(Place first-born plague scene on board.)** But did any of the first-born of the Yisra'elites die? No! They had followed Mosheh's instructions to slaughter a lamb and to put its blood on the top and sides of their doorposts. **(Place blood door scene on board.)** They ate roasted lamb, then locked themselves in their houses, all packed up, dressed and ready to go. **(Place first Passover seder scene on board.)** When the Messenger of Death saw the blood on their doorposts, what did it do? Right! It 'passed over' the houses of the Yisra'elites and only killed the first-born of the Mitsrites. It didn't matter if a Mitsrite was a baby, or if he was 80 years old; every Mitsrite first-born died!



Now, what does all that have to do with the Lewites? You see, the night Yahweh saved the first-born Yisra'elites, it meant that He had actually bought them for His own; they belonged to Him, for His service. But now that He had a Dwelling Place, Yahweh decided not to pick just the first-born from each family to serve Him there. Instead, He decided to replace them with a whole tribe - the tribe of Lewites, because they had shown their faithfulness to Him. Presenting the Lewites as a wave offering showed that Yahweh was taking the Lewites as His first-fruits, in the place of the first-born of the people, to serve Him in His Dwelling Place. **(Place 3 sons of Lewi on board.)**

Many years later, when Yisra'el entered the Promised Land, the Lewites were not given an inheritance in the land, like the other tribes. They had no pastures or fields to graze cattle or grow crops. Instead, they took turns serving in Yahweh's House, and studied the Torah so they could teach the people how to obey it. What did they have to eat? Well, they had to depend upon all different kinds of offerings and gifts that the rest of Yisra'el brought to the Temple. **(Place gift packages on board.)** Wasn't Yahweh good to provide everything the Lewites needed, so they would have time to study Torah and to serve Him at His Dwelling Place? **(Place Lewite studying torah scroll on board.)**

Today we have leaders and their helpers who serve Him and His people all the time, in all sorts of different ways. Even though we don't have a Temple or priests today, these people often give up their chances to work and make a lot of money so that they have time to give themselves to honoring Him, studying His Torah, and helping Yahweh's people. **(Place Rabbi studying Scriptures on board.)** Do you think we should all be ready to help them in any way we can, and follow all their instructions? Should we be as generous as we can with our offerings to Yahweh, so He can take the very best care of them? Yes, we should!

Well children, we have come to the end of our story for today. We will see you next week for another exciting Little Gems story!





Priest with wave offering




Lewites washing clothes




Rabbi studying scripture




Lewite studying Torah scrolls



Flour/Oil in dish



1st Bull



2nd Bull

Death of First Born



First-born plague scene



Gift packages





Happy emoji



First-fruits


1st Passover seder scene




Blood on door scene



Mosheh anointing priests scene




Sons of Qehath carrying ark




Washing scene



2 Sons



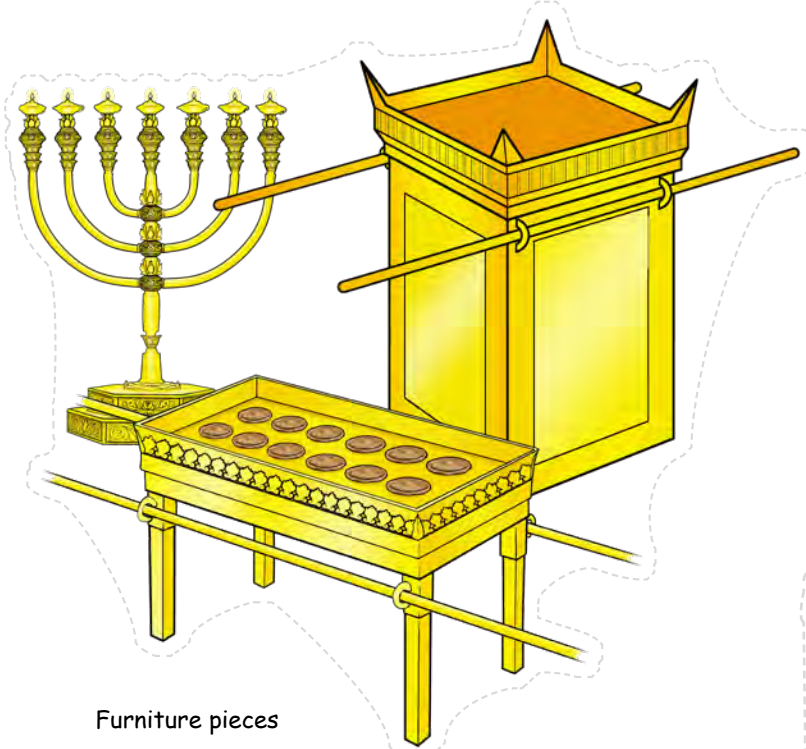
3 Sons of Lewi




Aharon waving Levites



Aharon



Furniture pieces



Ark of the Witness




Priest with wave offering



Lewites washing clothes



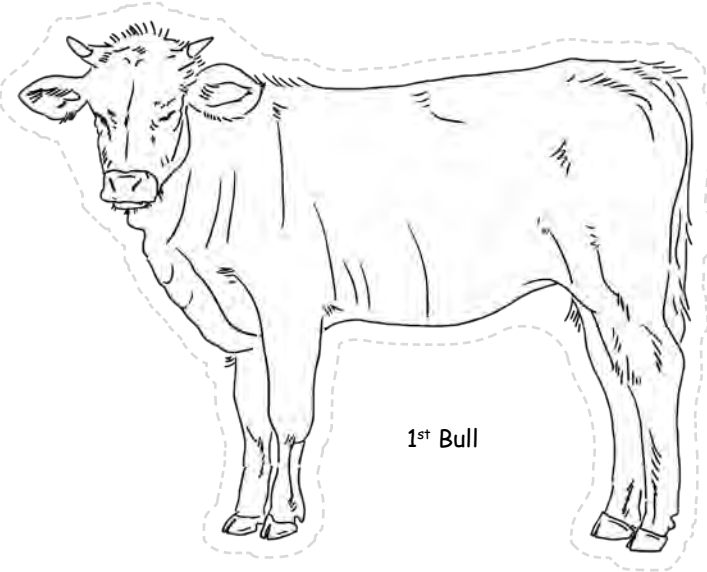
Rabbi studying scripture



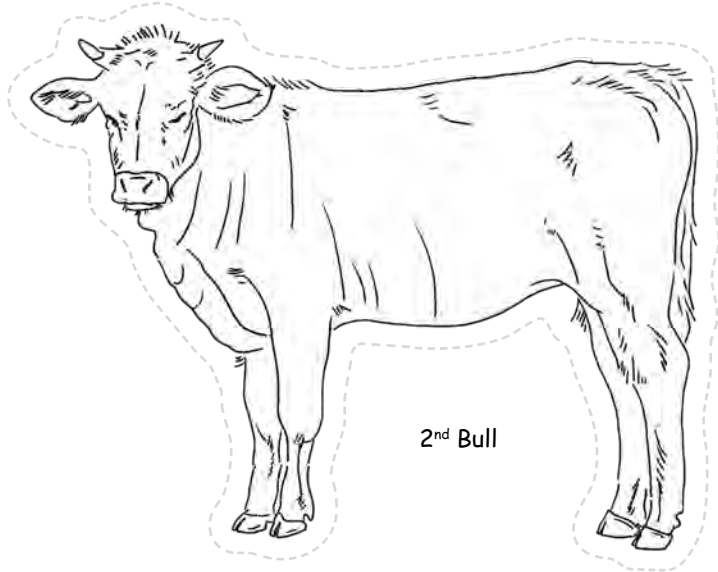
Lewite studying Torah scrolls



Flour/Oil in dish




1st Bull



2nd Bull




Death of First Born




First-born plague scene



Gift packages

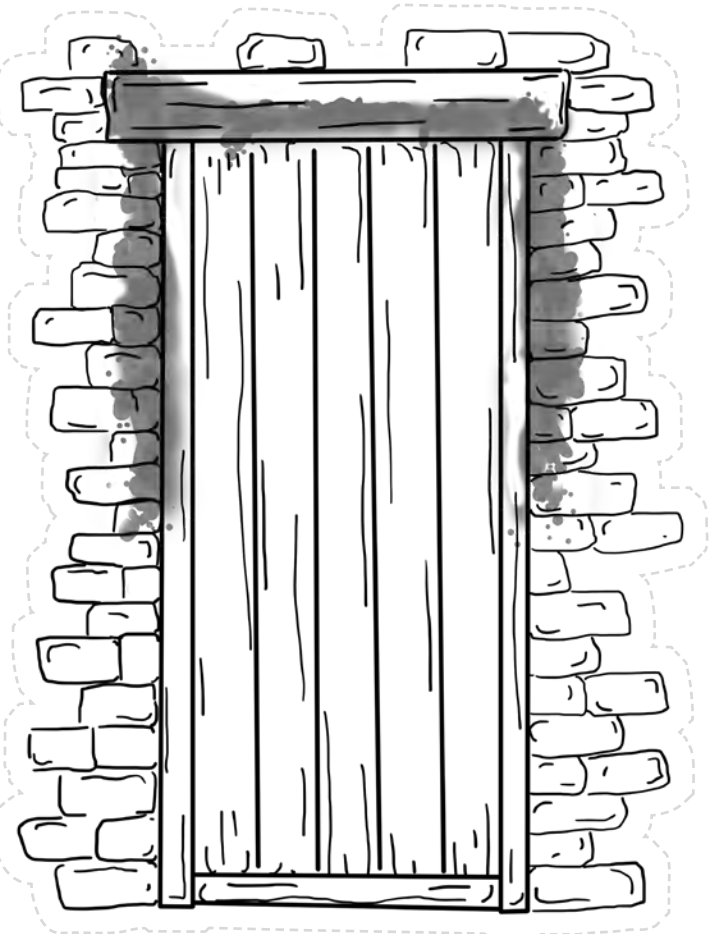


Happy emoji




First-fruits


1st Passover seder scene




Blood on door scene



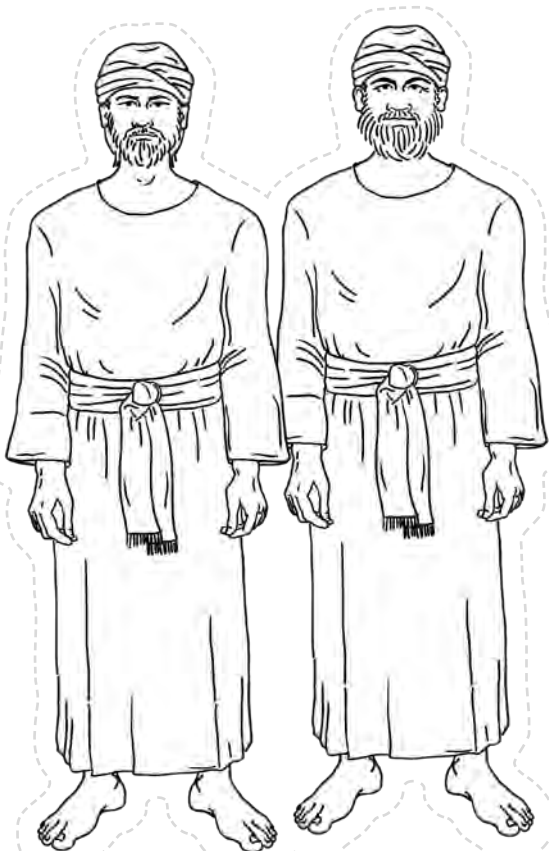
Mosheh anointing priests scene




Washing scene



Sons of Qeath carrying ark




2 Sons



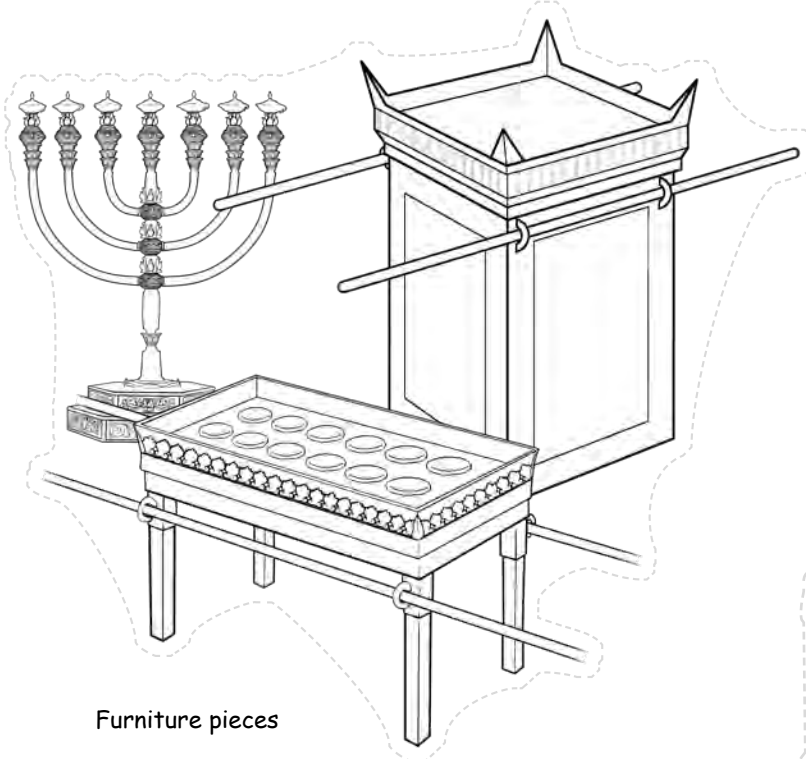
3 Sons of Lewi



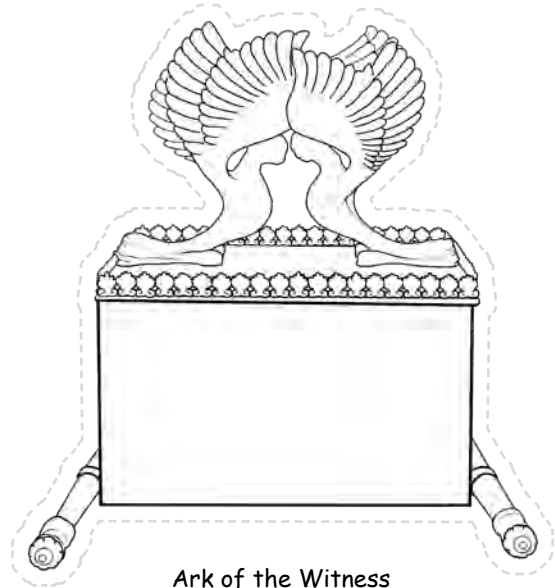
Aharon waving Levites



Aharon



Furniture pieces



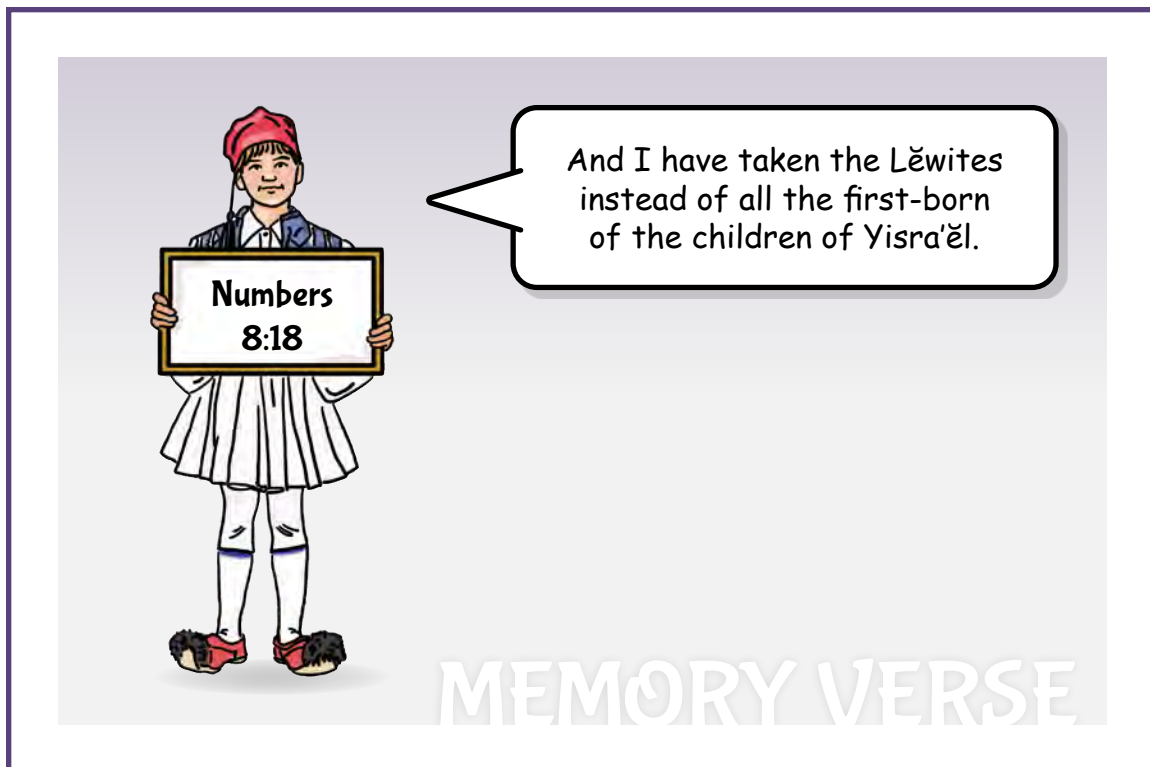
Ark of the Witness

Counting What You Gained

This next section is intended to be reinforcement of the lessons learned during this parsha. Choose the activities that best fit your child.

STORING UP TREASURE IN MY HEART

The Katan Aleph memory verse for this Torah portion is Numbers 8:18. If they have not already done so, begin to help them to memorize the verse. Be creative and try acting it out, or putting it to music.



Numbers
8:18

And I have taken the Lēwites
instead of all the first-born
of the children of Yisra'ēl.

MEMORY VERSE

SEEKING TREASURE

Circle the correct choices.

1. What animal was used as a sin and burnt offering for the Lewites to set them apart? (8:8)



ram



bulls



goat



lamb

2. What event did Yahweh refer to when He spoke about the Lewites being taken instead of the first-born? (8:17)



3. What were the Lewites offered as to Aharon and his sons? (8:19)



4. What did the Lewites have to do in order to be clean similar to the priests? (8:21)



5. At what age did a Lewite begin their active service to the priesthood? (8:24)



WORD SEARCH

Search for the hidden words from this week's parsha.



WAVE

OFFERING

GIFT

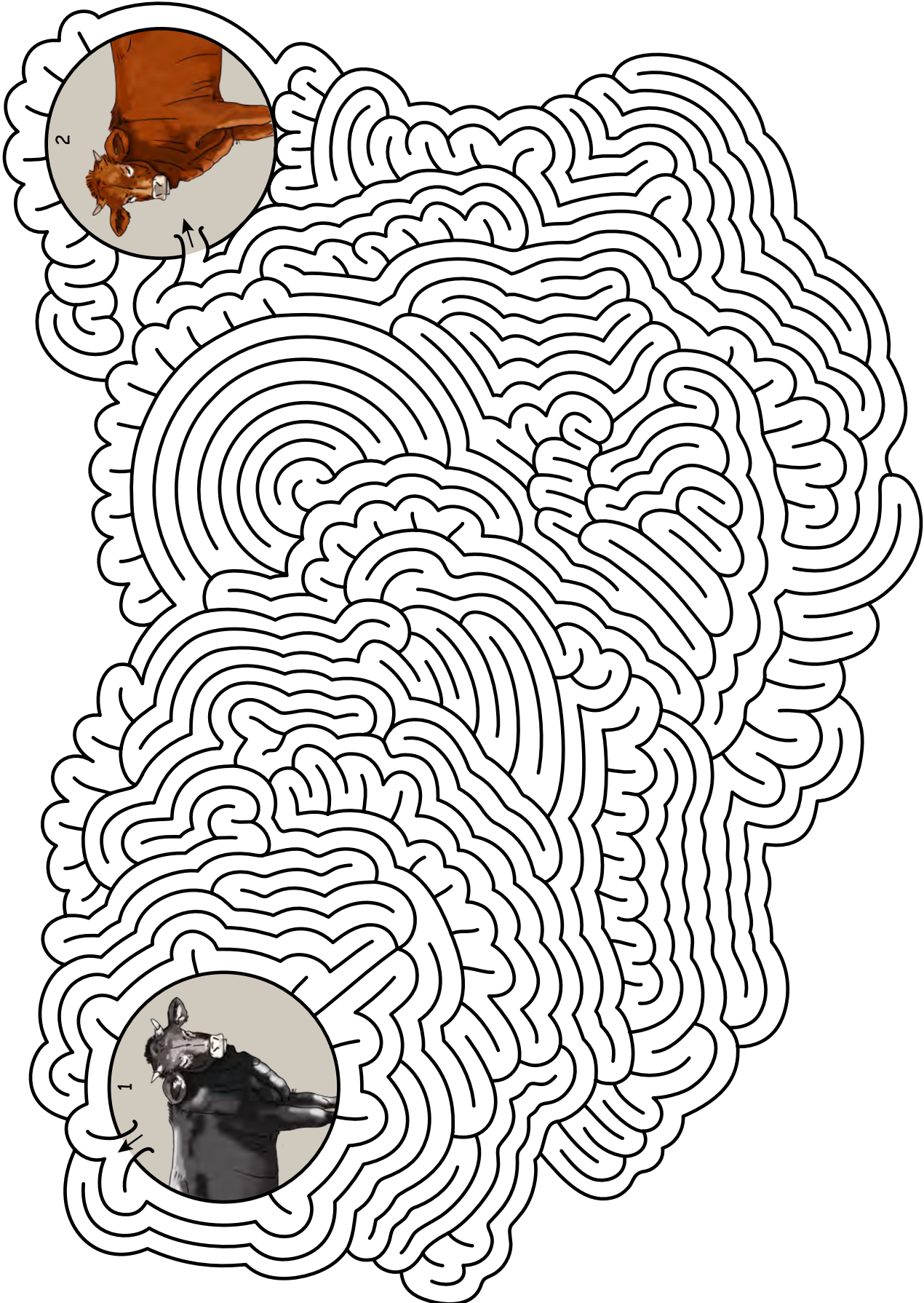
CLEANSE

ATONEMENT

WASH



MAZE



Precious Possessions

CRAFT

Gift Basket

Numbers 8:19

Materials:

- Paper cup - color of choice (8 oz)
- Cupcake liner - pattern or color of choice
- Construction paper squares - color of choice
- Beads for stringing
- Pipe cleaner - color of choice
- Hole punch
- Double-sided adhesive tape
- Clear tape
- Scissors

Parent/Teacher Preparation:

- Determine whether you will need to assist the child in hole punching the cup.



Instructions for the Craft:


- Lay out 1 pipe cleaner and bead amounts of choice. We used 9 stringing beads. (P1)
- Lay out 1 cupcake liner as well as 3 construction paper squares. (P2)

Making the Handle

- Lay out your beads in the pattern you desire. (P3)
- Begin by stringing the center bead into the pipe cleaner. (P4a, P4b)
- Next, string the beads closest to the center bead into the pipe cleaner. (P5)
- Follow with the next beads and so forth, leaving the side beads to be inserted at the sides of the cup. (P6a, P6b)
- Arrange bead distancing on pipe cleaner as desired and set handle aside. (P7)




P1



P2




P3



P4b



P4a



P5



P6a



P6b



P7

Instructions for the Craft Cont'd:

Attaching the Handle

- Using a hole punch, make 2 holes on opposite sides of the cup just below the rim. (P8a, P8b)
- Thread one end of the pipe cleaner into a hole and add 1 bead, leaving about 2 inches at both ends. (P9)
- Twist the end of the pipe cleaner around the handle to secure. (P10)
- Repeat these steps for the other side of the cup to finish the handle. (P11)



P8a



P8b



P9



P10

Making the Flower Shapes for the Basket

- Take your cupcake liner and flatten it. (P12)
- Then flip your liner wrong side up and fold it in half from bottom to top. Then fold in half again left to right, and in half 2 more times. (P13a, P13b, P13c, P13d)
- Holding your folded cupcake liner, snip off the tip at an angle. (P14a, P14b)



P11




P12




P13a



P13b



P13c



P13d



P14a




P14b

Instructions for the Craft Cont'd:

- Still holding your folded cupcake liner, snip off the tip at an angle on the other side. (P15a, P15b)
- Unfold the cupcake liner to reveal your flower shape. (P16)
- You are now ready to take your 3 pieces of construction paper and make flower patterns with them as you did the cupcake liner but making each one smaller than the next so that you have 3 progressively smaller layers over the cupcake liner. (P17)
- Begin by folding your largest square in half, then fold over left to right creating a smaller square. (P18a, P18b)
- Then bring the top over the bottom creating a triangle and fold it in half right to left creating a smaller triangle. (P19a, P19b)
- Snip off the edges on both sides. You can even round the snips to create a rounder flower shape. (P20a, P20b, P20c)




P15a



P15b



P16



P17



P18a



P18b




P19a



P19b



P20a



P20b




P20c


Instructions for the Craft Cont'd:

- Roll double-sided tape onto each construction paper flower shape and layer onto the cupcake liner. (P21a, P21b, P21c)
- Place a small piece of rolled clear tape onto the back of the cupcake liner. (P22)
- Adhere the cupcake liner to the cup. (P23)
- Your basket is now finished. (P24)

You now have a visual representation of a basket that the offeror would bring first-fruits in to the priest.



P21a



P21b



P21c




P22



P23



P24



Sweetness of Torah

SWEET SOUNDS OF TORAH

(Sing Praises to His Name)

Here is the link for this song:

https://www.podomatic.com/podcasts/steveberkson/episodes/2024-06-13T22_00_00-07_00

These are the Lewites

These are the Lewites
These are the Lewites
Set them apart

These are the Lewites
These are the Lewites
They shall be Mine

For all the first-born
Of the children of Yisra'el, are mine
Both men and beast
Both men and beast

These are the Lewites
These are the Lewites
Set them apart

These are the Lewites
These are the Lewites
They shall be Mine



SWEET TASTE OF TORAH

This snack relates to this week's parsha. Please take these as suggestions and make necessary changes based on your individual dietary needs.

Gift Cupcake

Numbers 8:19



Ingredients:

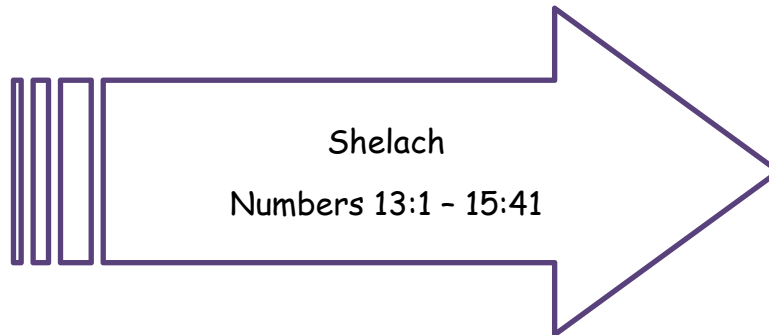
- Cake mix (of choice)
- Frosting (of choice)
- Sprinkles and/or candy decorations of your choice (to decorate cupcake)
- Ribbons (as desired to look like a bow)

Instructions:

Make cupcakes and decorate them to look like gifts. You can also add ribbons to look like a bow on top. You can even make edible ribbons and use fondant. In this week's parsha Yahweh tells us that He gave the Levites as a gift to Aharon and his sons. Our snack represents a gift that one would receive.

Next Week's Treasure Hunt

Next Week's Torah Portion



Suggested Reading Schedule

Monday:	Num. 13:1-25	One man from each of the 12 tribes sent to spy out the land of Kena'an
Tuesday:	Num. 13:26-33	The spies return with a report
Wednesday:	Num. 14	The children of Yisra'el rebel; Mosheh intercedes for the people; Yahweh relents, pronounces judgments
Thursday:	Num. 15:1-31	Instructions for various offerings and unintentional sins
Friday:	Num. 15:32-41	Penalty for violating Shabbat; Torah regarding tzitziyot