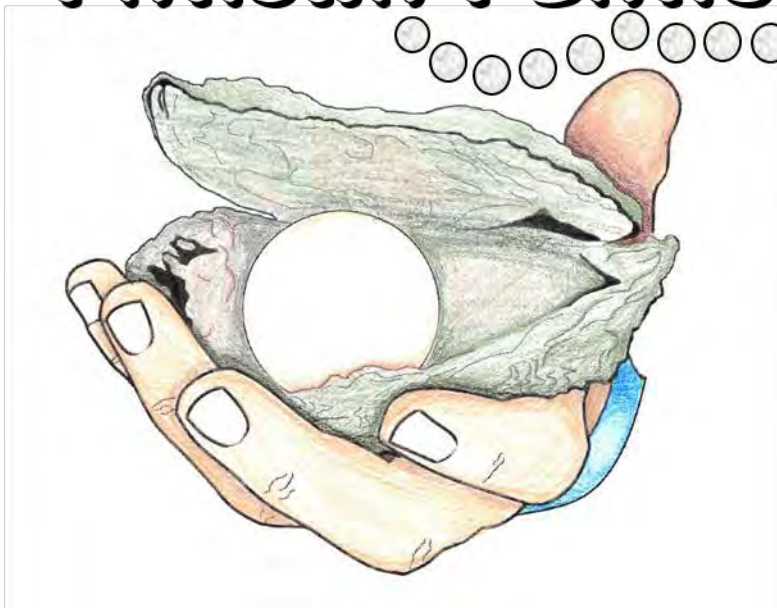


# PARSHA PEARLS



"Laws or Statutes"

## Chukat

Numbers 19:1 - 22:1

In this edition:  
Numbers 20:1-13, 22-29 (Waters of Strife)  
Katan B/Gadol



# TABLE OF CONTENTS

Parsha Pearls is a comprehensive resource that allows for complete customization by the parent. We understand that if you were to strive to accomplish all aspects of each lesson in one day it would be unrealistic and also overload for the child. It is our intention that this be used 'a la carte' so that it suits your specific needs. Our site caters to printing only the pieces you choose.

This page will provide quick links to get to the portion of the document for which you are looking. When you hover over the title a finger will appear. Click on it and you will be taken directly to that page.

We also have an Introduction document on our website that explains each section in detail. (<https://ymtoi.org/wp-content/uploads/2020/03/Introduction-3-28-20.pdf>)

As always, feel free to email us at [parshapearls@mtoi.org](mailto:parshapearls@mtoi.org).

Title	Page #
• Parsha Points (the main lesson)	
➤ <a href="#">Treasuring His Word</a> (overview of the parsha)	3
➤ <a href="#">Pearl Seeking</a> (main lesson content)	3
➤ <a href="#">Digging Deeper</a> (thought provoking questions)	5
• Searching Out Hebrew (reading and writing)	
➤ <a href="#">Words and Numbers</a>	6
➤ <a href="#">Flashcards</a>	7
➤ <a href="#">Word Match</a>	8
➤ <a href="#">Writing Hebrew</a>	9
• Counting What You Gained (worksheets)	
➤ <a href="#">Storing Up Treasure In My Heart</a> (memory verse)	10
➤ <a href="#">Seeking Treasure</a> (questions from the parsha)	12
➤ <a href="#">Word Search</a>	14
➤ <a href="#">Crossword Puzzle</a>	15
➤ <a href="#">Maze</a>	18
• Precious Possessions (arts and crafts)	
➤ <a href="#">Notebook Instructions</a>	19
➤ <a href="#">Coloring Page</a>	25
• Sweetness of Torah	
➤ <a href="#">Sweet Sounds of Torah</a> (song corresponding to the parsha)	26
➤ <a href="#">Sweet Taste of Torah</a> (snack corresponding to the parsha)	27
• <a href="#">Next Week's Treasure Hunt</a> (looking ahead to next week's parsha)	28



# PARSHA POINTS

## TREASURING HIS WORD

Let's do a quick overview of the Torah portion:

Monday:	Num. 19	The Red Heifer
Tuesday:	Num. 20:1-13	Death of Miryam; Mosheh strikes the rock at the waters of Meribah
Wednesday:	Num. 20:14-29	Passage through Edom denied; Death of Aharon; El'azar promoted to High Priest
Thursday:	Num. 21:1-9	The plague of snake-bites; Gazing on the Bronze Serpent
Friday:	Num. 21:10-22:1	The journey to Moab; King Sihon and King Og defeated

In this week's Parsha Pearls lesson, we will look at the testing of the children of Yisra'el because of a severe lack of water to drink, and how Yahweh miraculously provided the waters of Meribah. We will consider the actions of Mosheh and Aharon at the rock and their consequences. In this parsha we will also witness the death of Miryam and Aharon, and how the mantle of the High Priest is transferred to Aharon's son El'azar. Now, let's read Numbers 20:1-13, 22-29.

## PEARL SEEKING

- The children of Yisra'el travel to the Wilderness of Tsin at Qadesh, where Miryam dies and is buried - 20:1
- The congregation assembles against Mosheh and Aharon because there is no water (mayim) there for them to drink - 20:2
- The people contend with Mosheh, saying (20:3-5):
  - If only we had died before Yahweh along with the others!
  - Why did you bring us into this wilderness, so that we and our livestock should die here?
  - Why did you bring us out of Mitsrayim to this evil place?
  - There is no grain or figs or vines or pomegranates
  - There is no water to drink
- Mosheh and Aharon approach the door of the Tent of Appointment and fall on their faces, and Yahweh's esteem appears before them - 20:6



# PARSHA POINTS

## PEARL SEEKING

- Yahweh addresses Mosheh, saying (20:7-8):
  - Take the rod, and you and Aharon assemble the congregation
  - Speak (daber) to the rock (sehlah) before their eyes, and it shall give out water
  - You shall bring water out of the rock, to provide drink for the congregation and their livestock
- Mosheh takes the rod, as Yahweh had commanded, and assembles the congregation before the rock - 20:9-10
- Mosheh labels the people rebels, and demands to know if he should bring water out of the rock for them - 20:10
- Mosheh then lifts his hand and strikes the rock twice with his rod - 20:11
- Water gushes out of the rock for the people and their livestock to drink - 20:11
- Although the miracle has happened, Yahweh reprimands Mosheh and Aharon for showing that they did not believe Him, and for failing to set Yahweh apart in the eyes of the children of Yisra'el - 20:12
- Yahweh pronounces His judgment; Mosheh and Aharon will NOT be the ones to lead the assembly into the land of promise - 20:12
- Because the children of Yisra'el contended with Yahweh over their lack of water, the place where the waters were given is called Meribah (place of strife/quarreling) - 20:13
- The children of Yisra'el depart from Qadesh and arrive at Mount Hor - 20:22
- Yahweh reveals to Mosheh that Aharon's life and ministry are now at an end; he will NOT enter the land, because they both had rebelled against Yahweh's mouth at the water of Meribah - 20:24
- Yahweh instructs Mosheh to bring Aharon and his son El'azar up to Mount Hor - 20:25
- Yahweh has Mosheh remove Aharon's priestly garments and put them on El'azar, for it is time for Aharon to be gathered to his people and die there on the mountain - 20:26
- Mosheh transfers the priestly garments from Aharon to El'azar, then Aharon dies on top of the mountain. Mosheh and El'azar come down from the mountain without him - 20:28
- When all the congregation sees that Aharon is gone, they mourn his death for thirty days - 20:29



# PARSHA POINTS

## DIGGING DEEPER

Parents/teachers may choose to use these prompts for further discussion of the Torah portion. This section would be ideal for the Katan B and Gadol students for deeper study.

- In this parsha, the children of Yisra'el grumbled yet again about lack of water, and demanded that Mosheh provide it. Discuss Mosheh's actions when he failed to obey Yahweh's instruction to speak to the rock, but instead struck the rock-not just once, but twice.
- Consider that Mosheh had spent forty years hearing the congregation complain to him about everything, and accuse him every time something went wrong. How would you react?
- Notice how Mosheh responded to their complaint this time: "Shall WE bring water for you out of this rock?" Do you think perhaps Mosheh had gotten a little too 'full of himself'? Or do you think his actions were just a momentary reaction after many years of 'wear and tear' in dealing with a stiff-necked people?
- Knowing that Yahweh sees into the hearts of men, do you think His decision not to allow Mosheh and Aharon to lead the people into Kena'an was fair?



# SEARCHING OUT HEBREW

## WORDS

Parents/Teachers see the following page for 3 x 5 card cut outs of the words from this week's parsha. If printed on card stock, they can be kept in a box to reinforce learning.

Mayim (מים) - water

Daber (דבר) - speak

Sehlah (סלע) - rock

Meribah (מריבה) - place of strife/quarreling

## NUMBERS

Parents/Teachers can print out these numbers to have as additional resources. These can be found under the 'Resources' tab on the YMTOI website.

2 - shtayim

30 - shloshim



# SEARCHING OUR HEBREW

<p>מים</p> <p><b>Mayim</b> May-im water</p>	<p>דבר</p> <p><b>Daber</b> Da-ber speak</p>
<p>סלע</p> <p><b>Sehlah</b> Seh-lah rock</p>	<p>מריבה</p> <p><b>Meribah</b> Mer-i-vah place of strife/quarreling</p>

# SEARCHING OUT HEBREW

## WORD MATCH

Match this week's Hebrew words to their correct definition.

### Waters of Strife

Daber

Rock

Mayim

Speak

Meribah

Strife/Quarrel

Sehlah

Water

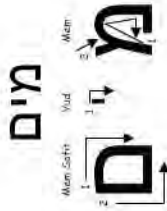




# SEARCHING OUR HEBREW

Practice writing the Hebrew words from this week's parsha.

Mayim (water)

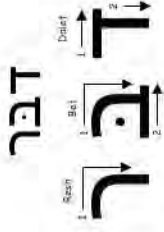


---

---

---

Daber (speak)



---

---

---

Sehlah (rock)



---

---

---

Meribah (place of strife/quarreling)



---

---

---

# COUNTING WHAT YOU GAINED

This next section is intended to be reinforcement of the lessons learned during this parsha. Choose the activities that best fit your child.

## STORING UP TREASURE IN MY HEART

The Katan B/Gadol memory verse for this Torah portion is Numbers 20:11. If they have not already done so, begin to help them to memorize the verse. Be creative and try acting it out or putting it to music.



Then Mosheh lifted his hand and struck the rock twice with his rod. And much water came out, and the congregation and their livestock drank.

# PARSHA POINTS

## STORING UP TREASURE IN MY HEART

Use this space to draw a picture of the verse(s) memorized.

Use this space to write out the verse(s) memorized.

---

---

---

---

---

---

---

---

---

---



# SEEKING TREASURE

Fill in the blanks.

1

Which two people died in this parsha?

\_\_\_\_\_ and \_\_\_\_\_

(20:1, 28)

2

What things did the Yisra'elites complain that they lacked in the Wilderness of Tsin? Circle the correct choices

manna grain quail figs  
milk water vines  
pomegranates

(20:5)

3

Whenever the congregation sinned or grumbled, Mosheh and Aharon did one particular thing. What was it?

They \_\_\_\_\_ on their \_\_\_\_\_

(20:6)

4

What instruction did Yahweh give to Mosheh in order to bring water from the rock?

\_\_\_\_\_

\_\_\_\_\_

(20:8)

5

What action did Mosheh actually do to get water from the rock?

\_\_\_\_\_

\_\_\_\_\_

(20:11)



# SEEKING TREASURE

Fill in the blanks.

7

Yahweh allowed Mosheh and Aharon to enter the Promised Land.

Y / N

(20:12, 24)

6

What does Meribah mean?  
Circle the correct choices

harmony quarrel peace  
strife contend

(20:13)

8

Who went up to Mount Hor with Mosheh?

\_\_\_\_\_ and

\_\_\_\_\_

(20:25)

9

Who took over the role of high priest after Aharon died?

\_\_\_\_\_

(20:28)

10

How many days did the house of Yisra'el weep for Aharon?  
Circle the correct choice

3 days

30 days

300 days

(20:29)



# WORD SEARCH

Search for the hidden words from this week's parsha.

## Waters of Strife

D W J T B W S S L E B E R Y I V S T P K  
V F R C R S G I O O D S Y E P V P H V D  
H F Y O O V F O O L D N R X E E A Q D B  
Y N S N H N I A T N U O M L W B P Z I A  
L K B G T M O H J T E O I I I F R C X K  
L E J R N C M Q T T K N A R W T S S K I  
I W Z E U H I K Q C R E E L I O E C K U  
E H D G O L R E O Q L M H E A S O Q G L  
O I E A M L Y R N A F Z B J O T V A A L  
V O S T N A A E Z O J L D X S N Z D T D  
M A E I M S M A S E R T D E C E L E H U  
I Y M O C C R R T O V R V R T M S S E D  
N W S N X S E R D N F I A T W R J H R Q  
R R N C N T B W O I L G H N J A K J E Z  
H V J J A O T R P P M N T I I G A Y D W  
K I Q W I L D E R N E S S O F T S I N Z  
I T G J A S N H P Q P M W V Z X J P U N  
A Q Q E S Y A D Y T R I H T K C O O L S  
E A H H A H A R O N Y V Y Y C F J D R P  
I Q V O J W H Q A N C O N T E N D E D S

WILDERNESS OF TSIN  
QADESH  
MIRYAM  
ROD  
ROCK  
CONGREGATION

LIVESTOCK  
WATERS OF MERIBAH  
CONTENDED  
REBELS  
MOUNT HOR  
GATHERED

MOUNTAIN  
AHARON  
EL'AZAR  
GARMENTS  
WEPT  
THIRTY DAYS



## Waters of Strife Answer Key

D	W	J	T	B	W	S	S	L	E	B	E	R	Y	I	V	S	T	P	K
V	F	R	C	R	S	G	I	O	O	D	S	Y	E	P	V	P	H	V	D
H	F	Y	O	O	V	F	O	O	L	D	N	R	X	E	E	A	Q	D	B
Y	N	S	N	H	N	I	A	T	N	U	O	M	L	W	B	P	Z	I	A
L	K	B	G	T	M	O	H	J	T	E	O	I	I	I	F	R	C	X	K
L	E	J	R	N	C	M	Q	T	T	K	N	A	R	W	T	S	S	K	I
I	W	Z	E	U	H	I	K	Q	C	R	E	E	L	I	O	E	C	K	U
E	H	D	G	O	L	R	E	O	Q	L	M	H	E	A	S	O	Q	G	L
O	I	E	A	M	L	Y	R	N	A	F	Z	B	J	O	T	V	A	A	L
V	O	S	T	N	A	A	E	Z	O	J	L	D	X	S	N	Z	D	T	D
M	A	E	I	M	S	M	A	S	E	R	T	D	E	C	E	L	E	H	U
I	Y	M	O	C	C	R	R	T	O	V	R	V	R	T	M	S	S	E	D
N	W	S	N	X	S	E	R	D	N	F	I	A	T	W	R	J	H	R	Q
R	R	N	C	N	T	B	W	O	I	L	G	H	N	J	A	K	J	E	Z
H	V	J	J	A	O	T	R	P	P	M	N	T	I	I	G	A	Y	D	W
K	I	Q	W	I	L	D	E	R	N	E	S	S	O	F	T	S	I	N	Z
I	T	G	J	A	S	N	H	P	Q	P	M	W	V	Z	X	J	P	U	N
A	Q	Q	E	S	Y	A	D	Y	T	R	I	H	T	K	C	O	O	L	S
E	A	H	H	A	H	A	R	O	N	Y	V	Y	Y	C	F	J	D	R	P
I	Q	V	O	J	W	H	Q	A	N	C	O	N	T	E	N	D	E	D	S

WILDERNESS OF TSIN

QADESH

MIRYAM

ROD

ROCK

CONGREGATION

LIVESTOCK

WATERS OF MERIBAH

CONTENDED

REBELS

MOUNT HOR

GATHERED

MOUNTAIN

AHARON

EL'AZAR

GARMENTS

WEPT


THIRTY DAYS



# CROSSWORD PUZZLE

Complete the crossword using words from this week's parsha.

## Waters of Strife



### Across

2. What did Mosheh use to strike the rock?
4. Mosheh lifted his hand and struck the rock\_\_\_\_\_.
5. What were these waters called?
7. Which mountain did Aharon die on?
9. There was no \_\_\_\_\_to drink and the people complained again.
10. Yahweh told Mosheh to \_\_\_\_ to the rock.

### Down


1. What is the name of the woman who dies in this parsha?
3. El'azar became\_\_\_\_\_priest.
4. How many days did the children of Yisra'el mourn for Aharon?
6. The king of Edom\_\_\_\_\_to let Yisra'el pass over his border.
8. Mosheh and Aharon fell on their \_\_\_\_\_.





# CROSSWORD PUZZLE

## Waters of Strife Answer Key



### Across


2. What did Mosheh use to strike the rock? (**rod**)
4. Mosheh lifted his hand and struck the rock (**twice**).
5. What were these waters called? (**Meribah**)
7. Which mountain did Aharon die on? (**Hor**)
9. There was no (**water**) to drink and the people complained again.
10. Yahweh told Mosheh to (**speak**) to the rock.

### Down

1. What is the name of the woman who dies in this parsha? (**Miryam**)
3. El'azar became (**high**) priest.
4. How many days did the children of Yisra'el mourn for Aharon? (**thirty**)
6. The king of Edom (**refused**) to let Yisra'el pass over his border.
8. Mosheh and Aharon fell on their (**faces**).



# MAZE



# PRECIOUS POSSESSIONS

## Notebook Page Instructions Water From the Rock Numbers 20:11

### Materials:

- Card stock - white (2)
- Coloring pencils, crayons or markers
- White glue
- Hot glue
- Scissors
- Brad (paper fastener)
- Tooth pick
- Craft foam scraps
- Butcher paper or a brown paper sack (mountain and rock)
- Silver foil shreds (water)
- Clear tape
- Pen
- Optional: dimensional paint
- Notebook Templates: Main Page and A



### Parent/Teacher preparation:

- Print both templates on white card stock.


### Instructions for the notebook page:

- Color both templates.
- The Main Page can be decorated with sun, grass, trees, tents or in any way you want for a nice background, etc. Use dimensional paint to add to the background like we did for the sun. (P1)
- The front section where the mountain is, does not have to be painted. It will be covered with the butcher paper.
- Set page aside.
- Cut out all the pieces from Notebook Template A.
- Set Aharon and the crowd aside. (P2)
- Poke a hole through the 'x' in Mosheh's shoulder and Mosheh. Go in a circular motion so when you have the arms assembled they will be able to move.

P1



P2



# PRECIOUS POSSESSIONS

**Notebook Page - page 2:**

**Instructions for the notebook page:**

- Push a brad through all the holes in the following order: (P3)
  - First, through the arm that is straight
  - Second, through Mosheh's shoulder
  - Last, through the bent arm
- Open the legs of the brad through the back to hold in place.
- Check the arms to make sure that they can move, mainly the bent arm.
- Take the toothpick and break off the pointed ends (this is for safety).
- Glue the toothpick on Mosheh's hand of the bent arm. Set it aside. (P4)
- Cut (2) long strips of your craft foam to glue to the bottom back of the crowd. If you only have short scrap pieces, that will work too.
- Glue (1) strip down at the bottom of the crowd section on the back.
- Glue the second strip on top of the last strip. (P5)
- This will raise the crowd from the paper.
- Set it aside.
- Next, you will be creating some mountain pieces from the butcher paper or paper sack. It can be done free hand as it does not have to be exact, or you can print the main template on regular copy paper and cut the large piece and the small piece apart and use them as templates. Make sure that the pieces are bigger than the actual mountain pieces. (P6)
- Once cut, crumple the pieces really well so that there are a lot of creases on the paper. (P7)
- To give the brown paper a more 'rocky' look, take a brown marker and turn it sideways and color across your mountain pieces so only the raised sections will get color. (P8)

P3



P4



P5



P6



P7



P8



# PRECIOUS POSSESSIONS

**Notebook Page - page 3:**


**Instructions for the notebook page:**

- Set the large piece aside.
- Take the smaller piece and cut a vertical slit about halfway on the piece. This will create a flap for the 'water' to come through. (P9)
- Take some strands of the silver foil shreds and fold them in half. Cut loops on one the end. (P10)
- Take the end in your hand and tape it to the back of the small piece on the wide side, on the right. (P10)
- Set the piece aside.
- Cut a couple of rectangle pieces from the left over scraps of Notebook Template A, large enough to write the Hebrew words for this week.
- Write: (P11)
  - 1) Selah      2) סלע      3) Rock
  - 1) Mayim      2) מים      3) Water
- Optional: color and trim the papers to look like rocks.


P9



P10



P11




P12




P13



P14



P15



P16



**Assembling page:**

- Put some glue on the larger section of the outline of the mountain and on the sides. (P12)
- Take the large mountain piece and glue it in place. Scrunch it or crease it in some places to fit the page. This will make it stand out. (P13)
- Glue the bottom of the mountain in place.
- Follow the first two steps for the smaller mountain piece to glue it in place. DO NOT glue the bottom.
- Move the foil and push it to the left side, out of the way of the flaps. (P14)
- Take the right flap and turn it out, just enough to put glue on the edges. (P15)
- Glue down to the page.
- The other flap will be left loose. Push the foil, twist it and push it into the smaller rock piece to hide it.
- Take the crowd piece and put glue on the foam. Glue the piece in place to the bottom of the page. (P16)



# PRECIOUS POSSESSIONS

Notebook Page - page 4:

Instructions for the notebook page cont'd:

- Glue the Hebrew word pieces in place, making sure the word 'mayim' is under the small mountain piece. The other word can be glued anywhere on the mountain. (P17) (P18)
- Glue the feet of Aharon about halfway up the mountain. (P19)
- Glue the feet of Mosheh close to the small mountain piece. (P19)

This is a visual representation of the event that took place, when the children of Yisra'el grumbled about not having water at Meribah and Mosheh striking the rock. Mosheh's arm can be moved to look like he is striking the rock and the flap on the small mountain piece can be moved out of the way so the 'water' can flow down. (P20)

P17



P18

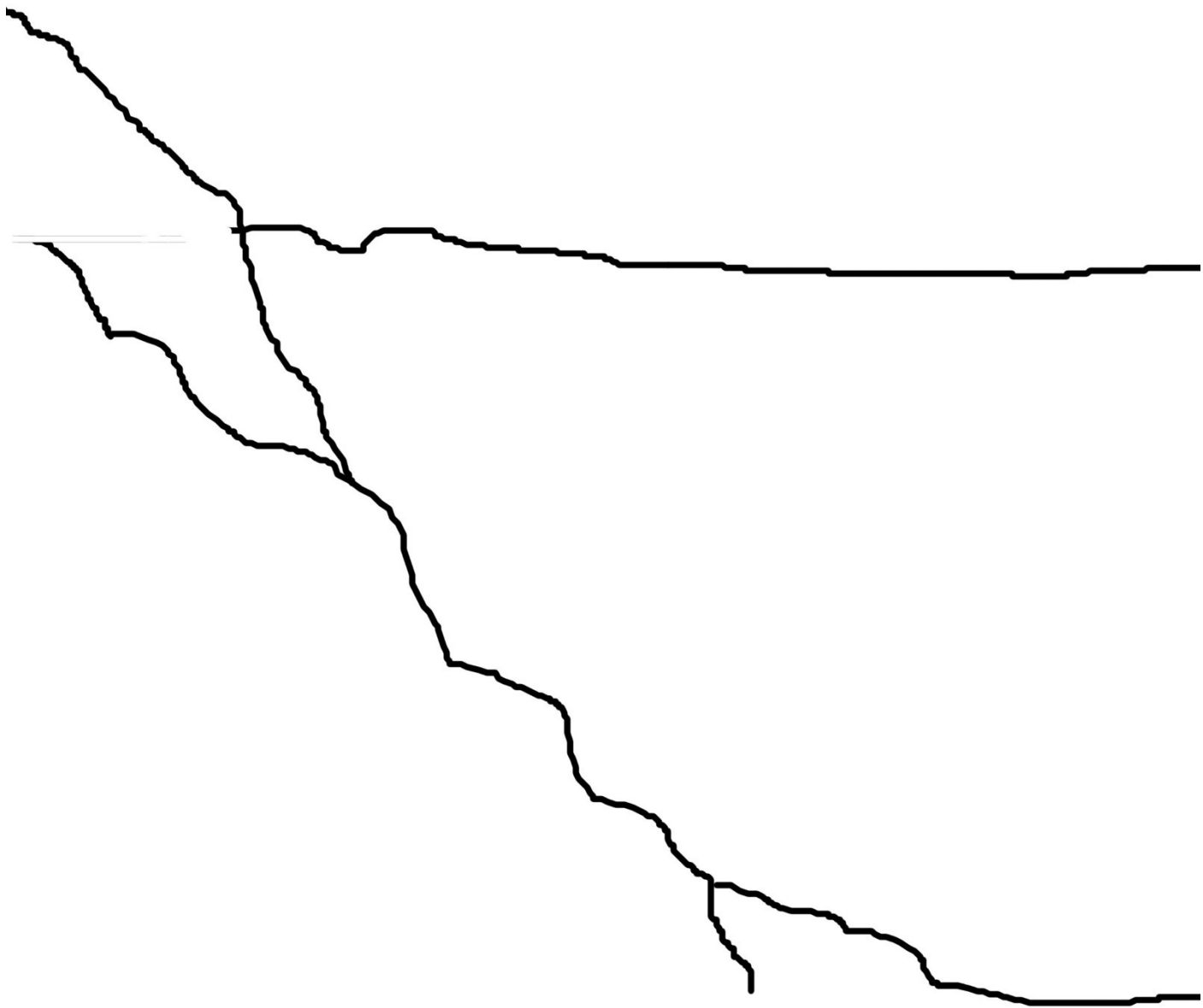



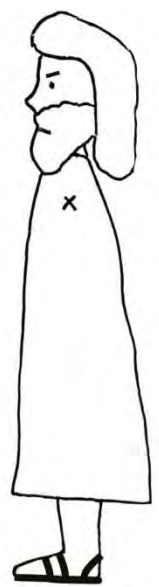
P19



P20











# SWEETNESS OF TORAH

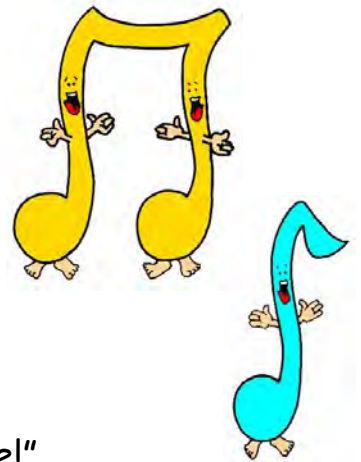
## SWEET SOUNDS OF TORAH

### (SING PRAISES TO HIS NAME)

#### **The Waters of Meribah**

*Sing to tune of "Eensy Weensy Spider"*

The Yisra'elite people kvetched and moaned  
"We are thirsty, we were better off back home!"  
Speak to a rock, that's what you have to do  
But Mosheh hit the rock two times  
So, no Kena'an for you!



Here is the link for this song:

[https://www.podomatic.com/podcasts/steveberkson/episodes/2017-06-24T19\\_57\\_01-07\\_00](https://www.podomatic.com/podcasts/steveberkson/episodes/2017-06-24T19_57_01-07_00)



# SWEETNESS OF TORAH

## SWEET TASTE OF TORAH

This snack relates to this week's parsha. Please take these as suggestions and make necessary changes based on your individual dietary needs.

### Decorated Pretzel Rods Numbers 20:8-9, 11



#### Ingredients:

- Pretzel Rods (represents rod Mosheh used to strike the rock)

#### Instructions:

Buy decorated pretzel rods or make your own hand dipped rods with your children to have fun with this snack.

# NEXT WEEK'S TREASURE HUNT

Next week's Torah portion

Balaq  
Numbers 22:2 - 25:9

Suggested reading schedule

Monday:	Num. 22:2-20	King Balaq sends emissaries to Bil'am
Tuesday:	Num. 22:21-41	Bil'am's donkey and the Messenger of Yahweh speak
Wednesday:	Num. 23	Bil'am pronounces Yahweh's blessings
Thursday:	Num. 24	Bil'am continues to pronounce Yahweh's blessings
Friday:	Num. 25:1-9	Yisra'el falls into immorality and idolatry

Next week's memory verse

Katan B/Gadol: Numbers 24:2

